

# Chandigarh's Fight Against COVID-19

## CHDCOVID Mobile App

**Know about**  
Quarantine cases sector wise, Hospitals,  
Flu Clinics and quarantine centres in  
Chandigarh on map

**Apply for COVID-19 movement pass for  
emergency and essential services**

**Scan QR code  
& download**



**NEW** [Information for Foreign Returnees](#)

**NEW** [List of Electricians / Plumbers / AC Mechanics for Providing Utility Services Across Various Zones in Chandigarh](#)




**NEW** [Distribution of 3 months of Food Grains to Poor Families](#)

**NEW** [Updated List of Chemist Shops for Home Delivery of Medicines](#)








**NEW** [Donate to COVID-19 Relief Fund of UT Chandigarh.](#)

**NEW** [Apply For Movement Pass](#)

**NEW** [Updated List of Retail Grocery Shops for Home Delivery in Chandigarh](#)

-  Government Medical College and Hospital (GMCH), Sector 32
-  Government Multi Speciality Hospital (GMSH), Sector 16
-  Post Graduate Institute of Medical Education & Research (PGIMER), Sector 12

## OTHER DOCUMENTS

-  [Helpline Numbers of States & Union Territories for COVID-19](#)
-  [Advisory - Social Distancing](#)
-  [Advisory for Hospitals and Medical Institutions](#)
-  [Latest Testing Guidelines of Indian Council of Medical Research \(ICMR\)](#)
-  [Guidelines for notifying COVID-19 affected persons by Private Institutions](#)
-  [Letter from Secretary, Dept of Higher Education/School Education regarding Digital / e-Learning](#)
-  [Updated Guidelines on Clinical Management of COVID-19](#)



## ABOUT COVID-19

Coronaviruses are a group of related viruses that cause diseases in mammals and birds. In humans, coronaviruses cause respiratory tract infections that can be mild, such as some cases of the common cold (among other possible causes, predominantly rhinoviruses), and others that can be lethal, such as SARS, MERS, and COVID-19. Symptoms in other species vary: in chickens, they cause an upper respiratory tract disease, while in cows and pigs they cause diarrhea. There are yet to be vaccines or antiviral drugs to prevent or treat human coronavirus infections.

Coronaviruses constitute the subfamily Orthocoronavirinae, in the family Coronaviridae, order Nidovirales, and realm Riboviria. They are enveloped viruses with a positive-sense single-stranded RNA genome and a nucleocapsid of helical symmetry. The genome size of coronaviruses ranges from approximately 27 to 34 kilobases, the largest among known RNA viruses. The name coronavirus is derived from the Latin corona, meaning & crown or & halo, which refers to the characteristic appearance reminiscent of a crown or a solar corona around the virions (virus particles) when viewed under two-dimensional transmission electron microscopy, due to the surface covering in club-shaped protein spikes.

[Read More](#) 

Confirmed
20026
Recovered
19464
Deaths
322
Total Sampled
186419
Positive Cases
20026
Negative Cases
165457
Rejected Samples
936
Result Awaited
73
* Statistics sourced from Department of Health, Chandigarh
Home Quarantined : 51273
* Statistics sourced from Municipal Corporation, Chandigarh

# Corona Stats For India

Confirmed
7945975
Recovered
7198877
Deaths
119538

## Total Volunteer/Organization Registered

Individual volunteer
231
Organization
32

### COVID19 STATEWISE STATUS (\*including foreign nationals, as on 2021-01-05 08:00:00)

\* Statistics sourced from The Ministry of Health and Family Welfare :-

S.No.	Name of State / UT	Total Confirmed cases *	Cured/Discharged/ Migrated	Death
1	Andaman and Nicobar Islands	4948	4848	62
2	Andhra Pradesh	883210	873149	7118
3	Arunachal Pradesh	16741	16598	56
4	Assam	216340	212199	1054
5	Bihar	253272	247484	1408
6	Chandigarh	19936	19348	321
7	Chhattisgarh	283515	270337	3412
8	Dadra and Nagar Haveli and Daman and Diu	3379	3369	2
9	Delhi	627256	611970	10597
10	Goa	51335	49741	743
11	Gujarat	247926	234558	4321
12	Haryana	263312	257652	2923
13	Himachal Pradesh	55808	53216	946
14	Jammu and Kashmir	121786	117211	1891
15	Jharkhand	115689	113125	1036

S.No.	Name of State / UT	Total Confirmed cases *	Cured/Discharged/Migrated	Death
16	Karnataka	922538	900202	12110
17	Kerala	778873	712389	3160
18	Ladakh	9561	9194	127
19	Lakshadweep	0	0	0
20	Madhya Pradesh	244647	232390	3648
21	Maharashtra	1947011	1847361	49695
22	Manipur	28332	26862	361
23	Meghalaya	13482	13204	139
24	Mizoram	4234	4147	8
25	Nagaland	11935	11683	79
26	Odisha	330492	326507	1885
27	Puducherry	38253	37261	635
28	Punjab	167441	158972	5400
29	Rajasthan	310278	299375	2714
30	Sikkim	5921	5307	129
31	Tamil Nadu	821550	801414	12166
32	Telengana	287993	281400	1554
33	Tripura	33284	32826	385
35	Uttar Pradesh	588882	567964	8413
36	West Bengal	555572	536084	9817
Total number of confirmed cases in India		7945975	7198877	119538

