


Chandigarh's Fight Against COVID-19






CHDCOVID Mobile App

Know about
Quarantine cases sector wise, Hospitals,
Flu Clinics and quarantine centres in
Chandigarh on map

Apply for **COVID-19** movement pass for
emergency and essential services

Scan QR code & download





rnees

rs / AC Mechanics for Providing Utility Services Across Various Zones in Chandigarh

Food Grains to Poor Families

ops for Home Delivery of Medicines



Donate to COVID-19 Relief Fund of UT Chandigarh.



Updated List of Retail Grocery Shops for Home Delivery in Chandigarh

ISOLATION CENTERS SETUP

- » Government Medical College and Hospital (GMCH), Sector 32
- » Government Multi Speciality Hospital (GMSH), Sector 16
- » Post Graduate Institute of Medical Education & Research (PGIMER), Sector 12

OTHER DOCUMENTS

- » Helpline Numbers of States & Union Territories for COVID-19
- » Advisory - Social Distancing
- » Advisory for Hospitals and Medical Institutions
- » Latest Testing Guidelines of Indian Council of Medical Research (ICMR)
- » Guidelines for notifying COVID-19 affected persons by Private Institutions
- » Letter from Secretary, Dept of Higher Education/School Education regarding Digital / e-Learning
- » Updated Guidelines on Clinical Management of COVID-19



ABOUT COVID-19

Coronaviruses are a group of related viruses that cause diseases in mammals and birds. In humans, coronaviruses cause respiratory tract infections that can be mild, such as some cases of the common cold (among other possible causes, predominantly rhinoviruses), and others that can be lethal, such as SARS, MERS, and COVID-19. Symptoms in other species vary: in chickens, they cause an upper respiratory tract disease, while in cows and pigs they cause diarrhea. There are yet to be vaccines or antiviral drugs to prevent or treat human coronavirus infections.

Coronaviruses constitute the subfamily Orthocoronavirinae, in the family Coronaviridae, order Nidovirales, and realm Riboviria. They are enveloped viruses with a positive-sense single-stranded RNA genome and a nucleocapsid of helical symmetry. The genome size of coronaviruses ranges from approximately 27 to 34 kilobases, the largest among known RNA viruses. The name coronavirus is derived from the Latin corona, meaning & crown or & halo, which refers to the characteristic appearance reminiscent of a crown or a solar corona around the virions (virus particles) when viewed under two-dimensional transmission electron microscopy, due to the surface covering in club-shaped protein spikes. [Read More →](#)

Corona Stats For Chandigarh

Confirmed

20147

Recovered

19582

Deaths
325
Total Sampled
189318
Positive Cases
20147
Negative Cases
168231
Rejected Samples
940
Result Awaited
157

* Statistics sourced from Department of Health, Chandigarh

Home Quarantined : 51315

* Statistics sourced from Municipal Corporation, Chandigarh

Corona Stats For India

Confirmed
7945975
Recovered
7198877
Deaths
119538

Total Volunteer/Organization Registered

Individual volunteer
231
Organization
32

COVID19 STATEWISE STATUS (*including foreign nationals, as on 2021-01-06 08:00:00)

* Statistics sourced from The Ministry of Health and Family Welfare :-

S.No.	Name of State / UT	Total Confirmed cases *	Cured/Discharged/Migrated	Death
1	Andaman and Nicobar Islands	4949	4856	62
2	Andhra Pradesh	883587	873427	7122
3	Arunachal Pradesh	16744	16609	56
4	Assam	216381	212249	1057
5	Bihar	253695	247929	1415
6	Chandigarh	20026	19464	322
7	Chhattisgarh	284536	271988	3437
8	Dadra and Nagar Haveli and Daman and Diu	3379	3370	2
9	Delhi	627698	612527	10609
10	Goa	51415	49811	744
11	Gujarat	248581	235426	4325
12	Haryana	263571	257952	2927
13	Himachal Pradesh	55910	53523	948
14	Jammu and Kashmir	121923	117426	1897
15	Jharkhand	115840	113380	1038
16	Karnataka	923353	901579	12118
17	Kerala	784488	717311	3184
18	Ladakh	9577	9215	127
19	Lakshadweep	0	0	0
20	Madhya Pradesh	245318	233229	3662
21	Maharashtra	1950171	1850189	49759
22	Manipur	28418	27613	363
23	Meghalaya	13506	13216	141
24	Mizoram	4247	4153	8
25	Nagaland	11937	11714	79
26	Odisha	330690	326778	1887
27	Puducherry	38300	37292	635
28	Punjab	167652	159265	5404
29	Rajasthan	310675	300126	2719

30	Sikkim	5938 Total Confirmed	5316	129
S.No. 31	Name of State / UT Tamil Nadu	cases * 822370	Cured/Discharged/Migrated 802385	Death 12177
32	Telengana	288410	281872	1556
33	Tripura	33286	32835	387
35	Uttar Pradesh	589611	568892	8433
36	West Bengal	556384	537250	9841
Total number of confirmed cases in India		7945975	7198877	119538

Designed & Developed by **SPICINDIA**