

# Chandigarh's Fight Against COVID-19

## CHDCOVID Mobile App

**Know about**  
Quarantine cases sector wise, Hospitals,  
Flu Clinics and quarantine centres in  
Chandigarh on map

**Apply for COVID-19 movement pass for  
emergency and essential services**

**Scan QR code  
& download**



**NEW** [Information for Foreign Returnees](#)

**NEW** [List of Electricians / Plumbers / AC Mechanics for Providing Utility Services Across Various Zones in Chandigarh](#)




**NEW** [Distribution of 3 months of Food Grains to Poor Families](#)

**NEW** [Updated List of Chemist Shops for Home Delivery of Medicines](#)








**NEW** [Donate to COVID-19 Relief Fund of UT Chandigarh.](#)

**NEW** [Apply For Movement Pass](#)

**NEW** [Updated List of Retail Grocery Shops for Home Delivery in Chandigarh](#)

-  Government Medical College and Hospital (GMCH), Sector 32
-  Government Multi Speciality Hospital (GMSH), Sector 16
-  Post Graduate Institute of Medical Education & Research (PGIMER), Sector 12

## OTHER DOCUMENTS

-  [Helpline Numbers of States & Union Territories for COVID-19](#)
-  [Advisory - Social Distancing](#)
-  [Advisory for Hospitals and Medical Institutions](#)
-  [Latest Testing Guidelines of Indian Council of Medical Research \(ICMR\)](#)
-  [Guidelines for notifying COVID-19 affected persons by Private Institutions](#)
-  [Letter from Secretary, Dept of Higher Education/School Education regarding Digital / e-Learning](#)
-  [Updated Guidelines on Clinical Management of COVID-19](#)




---

## ABOUT COVID-19

---

Coronaviruses are a group of related viruses that cause diseases in mammals and birds. In humans, coronaviruses cause respiratory tract infections that can be mild, such as some cases of the common cold (among other possible causes, predominantly rhinoviruses), and others that can be lethal, such as SARS, MERS, and COVID-19. Symptoms in other species vary: in chickens, they cause an upper respiratory tract disease, while in cows and pigs they cause diarrhea. There are yet to be vaccines or antiviral drugs to prevent or treat human coronavirus infections.

Coronaviruses constitute the subfamily Orthocoronavirinae, in the family Coronaviridae, order Nidovirales, and realm Riboviria. They are enveloped viruses with a positive-sense single-stranded RNA genome and a nucleocapsid of helical symmetry. The genome size of coronaviruses ranges from approximately 27 to 34 kilobases, the largest among known RNA viruses. The name coronavirus is derived from the Latin corona, meaning & crown or & halo, which refers to the characteristic appearance reminiscent of a crown or a solar corona around the virions (virus particles) when viewed under two-dimensional transmission electron microscopy, due to the surface covering in club-shaped protein spikes.

[Read More](#) 

---

Confirmed
20251
Recovered
19696
Deaths
327
Total Sampled
191673
Positive Cases
20251
Negative Cases
170482
Rejected Samples
940
Result Awaited
82
* Statistics sourced from Department of Health, Chandigarh
Home Quarantined : 51669
* Statistics sourced from Municipal Corporation, Chandigarh

# Corona Stats For India

Confirmed
7945975
Recovered
7198877
Deaths
119538

## Total Volunteer/Organization Registered

Individual volunteer
231
Organization
32

### COVID19 STATEWISE STATUS (\*including foreign nationals, as on 2021-01-10 08:00:00)

\* Statistics sourced from The Ministry of Health and Family Welfare :-

S.No.	Name of State / UT	Total Confirmed cases *	Cured/Discharged/ Migrated	Death
1	Andaman and Nicobar Islands	4959	4873	62
2	Andhra Pradesh	884689	874954	7128
3	Arunachal Pradesh	16767	16647	56
4	Assam	216565	212486	1060
5	Bihar	255386	249709	1430
6	Chandigarh	20251	19696	327
7	Chhattisgarh	288570	275812	3484
8	Dadra and Nagar Haveli and Daman and Diu	3380	3374	2
9	Delhi	629801	615452	10666
10	Goa	51790	50177	746
11	Gujarat	251273	238965	4340
12	Haryana	264721	259209	2949
13	Himachal Pradesh	56366	54320	958
14	Jammu and Kashmir	122425	118422	1909
15	Jharkhand	116672	114133	1045

S.No.	Name of State / UT	Total Confirmed cases *	Cured/Discharged/ Migrated	Death
16	Karnataka	926767	905158	12138
17	Kerala	806603	738808	3279
18	Ladakh	9608	9278	127
19	Lakshadweep	0	0	0
20	Madhya Pradesh	247977	236247	3701
21	Maharashtra	1965556	1861400	50027
22	Manipur	28646	27766	365
23	Meghalaya	13592	13286	143
24	Mizoram	4292	4186	8
25	Nagaland	11975	11778	84
26	Odisha	331602	327803	1891
27	Puducherry	38425	37461	636
28	Punjab	168734	160343	5439
29	Rajasthan	312521	303060	2731
30	Sikkim	5984	5486	129
31	Tamil Nadu	825537	806018	12215
32	Telengana	289784	283463	1565
33	Tripura	33307	32862	388
35	Uttar Pradesh	592475	572773	8481
36	West Bengal	559886	541930	9922
Total number of confirmed cases in India		7945975	7198877	119538

