


Chandigarh's Fight Against COVID-19






CHDCOVID Mobile App

Know about
Quarantine cases sector wise, Hospitals,
Flu Clinics and quarantine centres in
Chandigarh on map

Apply for **COVID-19** movement pass for
emergency and essential services

Scan QR code & download





n for Foreign Returnees

ctricians / Plumbers / AC Mechanics for Providing Utility Services Across Various Zones in Chandigarh

n of 3 months of Food Grains to Poor Families

ist of Chemist Shops for Home Delivery of Medicines



Donate to COVID-19 Relief Fund of UT Chandigarh.

Movement Pass



Updated List of Retail Grocery Shops for Home Delivery in Chandigarh

ISOLATION CENTERS SETUP

- » Government Medical College and Hospital (GMCH), Sector 32
- » Government Multi Speciality Hospital (GMSH), Sector 16
- » Post Graduate Institute of Medical Education & Research (PGIMER), Sector 12

OTHER DOCUMENTS

- » Helpline Numbers of States & Union Territories for COVID-19
- » Advisory - Social Distancing
- » Advisory for Hospitals and Medical Institutions
- » Latest Testing Guidelines of Indian Council of Medical Research (ICMR)
- » Guidelines for notifying COVID-19 affected persons by Private Institutions
- » Letter from Secretary, Dept of Higher Education/School Education regarding Digital / e-Learning
- » Updated Guidelines on Clinical Management of COVID-19



ABOUT COVID-19

Coronaviruses are a group of related viruses that cause diseases in mammals and birds. In humans, coronaviruses cause respiratory tract infections that can be mild, such as some cases of the common cold (among other possible causes, predominantly rhinoviruses), and others that can be lethal, such as SARS, MERS, and COVID-19. Symptoms in other species vary: in chickens, they cause an upper respiratory tract disease, while in cows and pigs they cause diarrhea. There are yet to be vaccines or antiviral drugs to prevent or treat human coronavirus infections.

Coronaviruses constitute the subfamily Orthocoronavirinae, in the family Coronaviridae, order Nidovirales, and realm Riboviria. They are enveloped viruses with a positive-sense single-stranded RNA genome and a nucleocapsid of helical symmetry. The genome size of coronaviruses ranges from approximately 27 to 34 kilobases, the largest among known RNA viruses. The name coronavirus is derived from the Latin corona, meaning & crown or & halo, which refers to the characteristic appearance reminiscent of a crown or a solar corona around the virions (virus particles) when viewed under two-dimensional transmission electron microscopy, due to the surface covering in club-shaped protein spikes. [Read More →](#)

Corona Stats For Chandigarh

Confirmed

20378

Recovered

19780

Deaths
328
Total Sampled
194901
Positive Cases
20378
Negative Cases
173583
Rejected Samples
940
Result Awaited
120

* Statistics sourced from Department of Health, Chandigarh

Home Quarantined : 51790

* Statistics sourced from Municipal Corporation, Chandigarh

Corona Stats For India

Confirmed
7945975
Recovered
7198877
Deaths
119538

Total Volunteer/Organization Registered

Individual volunteer
231
Organization
32

COVID19 STATEWISE STATUS (*including foreign nationals, as on 2021-01-12 08:00:00)

* Statistics sourced from The Ministry of Health and Family Welfare :-

S.No.	Name of State / UT	Total Confirmed cases *	Cured/Discharged/Migrated	Death
1	Andaman and Nicobar Islands	4963	4884	62
2	Andhra Pradesh	885037	875456	7131
3	Arunachal Pradesh	16777	16658	56
4	Assam	216635	212579	1064
5	Bihar	255932	250439	1439
6	Chandigarh	20342	19756	327
7	Chhattisgarh	290084	278029	3505
8	Dadra and Nagar Haveli and Daman and Diu	3382	3376	2
9	Delhi	630506	616461	10691
10	Goa	51891	50343	749
11	Gujarat	252559	240517	4347
12	Haryana	265199	259696	2956
13	Himachal Pradesh	56521	54686	961
14	Jammu and Kashmir	122651	118972	1911
15	Jharkhand	116961	114531	1048
16	Karnataka	928055	906548	12144
17	Kerala	814258	747389	3322
18	Ladakh	9621	9311	127
19	Lakshadweep	0	0	0
20	Madhya Pradesh	249082	237713	3718
21	Maharashtra	1971552	1867988	50101
22	Manipur	28693	27851	365
23	Meghalaya	13631	13337	143
24	Mizoram	4299	4194	9
25	Nagaland	11987	11795	84
26	Odisha	332106	328271	1892
27	Puducherry	38477	37535	638
28	Punjab	169225	160920	5447
29	Rajasthan	313425	304104	2736

30	Sikkim	5989 Total Confirmed	5538	129
S.No.	Name of State / UT	cases *	Cured/Discharged/Migrated	Death
31	Tamil Nadu	826943	807744	12228
32	Telengana	290309	284217	1568
33	Tripura	33309	32872	388
35	Uttar Pradesh	593680	574312	8504
36	West Bengal	561321	543826	9957
Total number of confirmed cases in India		7945975	7198877	119538

Designed & Developed by **SPICINDIA**