


Chandigarh's Fight Against COVID-19




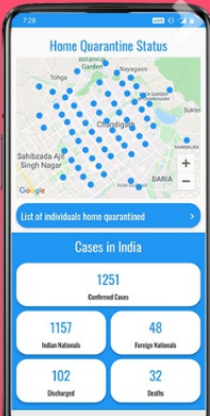

CHDCOVID Mobile App

Know about
Quarantine cases sector wise, Hospitals,
Flu Clinics and quarantine centres in
Chandigarh on map

Apply for **COVID-19** movement pass for
emergency and essential services

Scan QR code & download





 Information for Foreign Returnees

 List of Electricians / Plumbers / AC Mechanics for Providing Utility Services Across Various Zones in Chandigarh

 Distribution of 3 months of Food Grains to Poor Families

 Updated List of Chemist Shops for Home Delivery of Medicines

 **NEW** Donate to COVID-19 Relief Fund of UT Chandigarh.

 Apply For Movement Pass

 **NEW** Updated List of Retail Grocery Shops for Home Delivery in Chandigarh

ISOLATION CENTERS SETUP

- » Government Medical College and Hospital (GMCH), Sector 32
- » Government Multi Speciality Hospital (GMSH), Sector 16
- » Post Graduate Institute of Medical Education & Research (PGIMER), Sector 12

OTHER DOCUMENTS

- » Helpline Numbers of States & Union Territories for COVID-19
- » Advisory - Social Distancing
- » Advisory for Hospitals and Medical Institutions
- » Latest Testing Guidelines of Indian Council of Medical Research (ICMR)
- » Guidelines for notifying COVID-19 affected persons by Private Institutions
- » Letter from Secretary, Dept of Higher Education/School Education regarding Digital / e-Learning
- » Updated Guidelines on Clinical Management of COVID-19



ABOUT COVID-19

Coronaviruses are a group of related viruses that cause diseases in mammals and birds. In humans, coronaviruses cause respiratory tract infections that can be mild, such as some cases of the common cold (among other possible causes, predominantly rhinoviruses), and others that can be lethal, such as SARS, MERS, and COVID-19. Symptoms in other species vary: in chickens, they cause an upper respiratory tract disease, while in cows and pigs they cause diarrhea. There are yet to be vaccines or antiviral drugs to prevent or treat human coronavirus infections.

Coronaviruses constitute the subfamily Orthocoronavirinae, in the family Coronaviridae, order Nidovirales, and realm Riboviria. They are enveloped viruses with a positive-sense single-stranded RNA genome and a nucleocapsid of helical symmetry. The genome size of coronaviruses ranges from approximately 27 to 34 kilobases, the largest among known RNA viruses. The name coronavirus is derived from the Latin corona, meaning & crown or & halo, which refers to the characteristic appearance reminiscent of a crown or a solar corona around the virions (virus particles) when viewed under two-dimensional transmission electron microscopy, due to the surface covering in club-shaped protein spikes. [Read More →](#)

Corona Stats For Chandigarh

Confirmed

20415

Recovered

19794

Deaths
329
Total Sampled
196211
Positive Cases
20415
Negative Cases
174856
Rejected Samples
940
Result Awaited
136

* Statistics sourced from Department of Health, Chandigarh

Home Quarantined : 51819

* Statistics sourced from Municipal Corporation, Chandigarh

Corona Stats For India

Confirmed
7945975
Recovered
7198877
Deaths
119538

Total Volunteer/Organization Registered

Individual volunteer
231
Organization
32

COVID19 STATEWISE STATUS (*including foreign nationals, as on 2021-01-14 08:00:00)

* Statistics sourced from The Ministry of Health and Family Welfare :-

S.No.	Name of State / UT	Total Confirmed cases *	Cured/Discharged/Migrated	Death
1	Andaman and Nicobar Islands	4969	4891	62
2	Andhra Pradesh	885437	875921	7134
3	Arunachal Pradesh	16783	16669	56
4	Assam	216743	212675	1065
5	Bihar	256587	251027	1445
6	Chandigarh	20415	19794	329
7	Chhattisgarh	291484	280166	3527
8	Dadra and Nagar Haveli and Daman and Diu	3383	3377	2
9	Delhi	631249	617540	10718
10	Goa	52079	50515	750
11	Gujarat	253744	242164	4354
12	Haryana	265616	260236	2966
13	Himachal Pradesh	56689	54896	963
14	Jammu and Kashmir	122885	119344	1912
15	Jharkhand	117240	114836	1048
16	Karnataka	929552	908494	12152
17	Kerala	825769	756817	3373
18	Ladakh	9639	9375	128
19	Lakshadweep	0	0	0
20	Madhya Pradesh	250009	238983	3732
21	Maharashtra	1978044	1874279	50221
22	Manipur	28769	27935	365
23	Meghalaya	13669	13365	144
24	Mizoram	4310	4200	9
25	Nagaland	12003	11814	86
26	Odisha	332541	328622	1895
27	Puducherry	38524	37607	639
28	Punjab	169737	161457	5463
29	Rajasthan	314091	305569	2742

30	Sikkim	6004	5564	129
S.No.	Name of State / UT	Total Confirmed cases *	Cured/Discharged/Migrated	Death
31	Tamil Nadu	828287	809392	12242
32	Telengana	290916	284849	1572
33	Tripura	33320	32886	389
35	Uttar Pradesh	594641	575980	8529
36	West Bengal	562795	545499	9993
Total number of confirmed cases in India		7945975	7198877	119538

Designed & Developed by **SPICINDIA**