


Chandigarh's Fight Against COVID-19




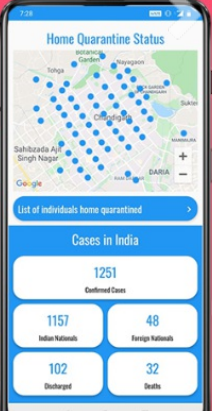

CHDCOVID Mobile App

Know about
Quarantine cases sector wise, Hospitals,
Flu Clinics and quarantine centres in
Chandigarh on map

Apply for **COVID-19** movement pass for
emergency and essential services

Scan QR code & download





 Information for Foreign Returnees

 List of Electricians / Plumbers / AC Mechanics for Providing Utility Services Across Various Zones in Chandigarh

 Distribution of 3 months of Food Grains to Poor Families

 Updated List of Chemist Shops for Home Delivery of Medicines

NEW

Donate to COVID-19 Relief Fund of UT Chandigarh.

 Apply For Movement Pass

NEW

Updated List of Retail Grocery Shops for Home Delivery in Chandigarh

ISOLATION CENTERS SETUP

- » Government Medical College and Hospital (GMCH), Sector 32
- » Government Multi Speciality Hospital (GMSH), Sector 16
- » Post Graduate Institute of Medical Education & Research (PGIMER), Sector 12

OTHER DOCUMENTS

- » Helpline Numbers of States & Union Territories for COVID-19
- » Advisory - Social Distancing
- » Advisory for Hospitals and Medical Institutions
- » Latest Testing Guidelines of Indian Council of Medical Research (ICMR)
- » Guidelines for notifying COVID-19 affected persons by Private Institutions
- » Letter from Secretary, Dept of Higher Education/School Education regarding Digital / e-Learning
- » Updated Guidelines on Clinical Management of COVID-19



ABOUT COVID-19

Coronaviruses are a group of related viruses that cause diseases in mammals and birds. In humans, coronaviruses cause respiratory tract infections that can be mild, such as some cases of the common cold (among other possible causes, predominantly rhinoviruses), and others that can be lethal, such as SARS, MERS, and COVID-19. Symptoms in other species vary: in chickens, they cause an upper respiratory tract disease, while in cows and pigs they cause diarrhea. There are yet to be vaccines or antiviral drugs to prevent or treat human coronavirus infections.

Coronaviruses constitute the subfamily Orthocoronavirinae, in the family Coronaviridae, order Nidovirales, and realm Riboviria. They are enveloped viruses with a positive-sense single-stranded RNA genome and a nucleocapsid of helical symmetry. The genome size of coronaviruses ranges from approximately 27 to 34 kilobases, the largest among known RNA viruses. The name coronavirus is derived from the Latin corona, meaning & crown or & halo, which refers to the characteristic appearance reminiscent of a crown or a solar corona around the virions (virus particles) when viewed under two-dimensional transmission electron microscopy, due to the surface covering in club-shaped protein spikes. [Read More →](#)

Corona Stats For Chandigarh

Confirmed

20537

Recovered

19978

Deaths
330
Total Sampled
200245
Positive Cases
20537
Negative Cases
178766
Rejected Samples
942
Result Awaited
61

* Statistics sourced from Department of Health, Chandigarh

Home Quarantined : 51885

* Statistics sourced from Municipal Corporation, Chandigarh

Corona Stats For India

Confirmed
7945975
Recovered
7198877
Deaths
119538

Total Volunteer/Organization Registered

Individual volunteer
231
Organization
32

COVID19 STATEWISE STATUS (*including foreign nationals, as on 2021-01-18 08:00:00)

* Statistics sourced from The Ministry of Health and Family Welfare :-

S.No.	Name of State / UT	Total Confirmed cases *	Cured/Discharged/Migrated	Death
1	Andaman and Nicobar Islands	4983	4896	62
2	Andhra Pradesh	885985	876949	7140
3	Arunachal Pradesh	16811	16697	56
4	Assam	216831	212839	1073
5	Bihar	257610	252331	1457
6	Chandigarh	20537	19978	330
7	Chhattisgarh	293501	283111	3558
8	Dadra and Nagar Haveli and Daman and Diu	3390	3377	2
9	Delhi	632429	619139	10746
10	Goa	52405	50771	756
11	Gujarat	255872	245107	4365
12	Haryana	266309	261230	2985
13	Himachal Pradesh	56943	55280	966
14	Jammu and Kashmir	123343	120198	1921
15	Jharkhand	117686	115411	1050
16	Karnataka	931997	911232	12166
17	Kerala	847848	775176	3463
18	Ladakh	9656	9437	128
19	Lakshadweep	0	0	0
20	Madhya Pradesh	251578	241426	3753
21	Maharashtra	1990759	1886469	50438
22	Manipur	28856	28147	366
23	Meghalaya	13704	13412	144
24	Mizoram	4323	4235	9
25	Nagaland	12058	11854	88
26	Odisha	333310	329546	1900
27	Puducherry	38646	37720	642
28	Punjab	170605	162484	5504
29	Rajasthan	315181	307384	2747

30	Sikkim	6038 Total Confirmed	5747	130
S.No.	Name of State / UT	cases *	Cured/Discharged/Migrated	Death
31	Tamil Nadu	830772	812568	12264
32	Telengana	291872	286244	1579
33	Tripura	33332	32902	391
35	Uttar Pradesh	596528	579071	8576
36	West Bengal	565272	548136	10053
Total number of confirmed cases in India		7945975	7198877	119538

Designed & Developed by **SPICINDIA**