

# Chandigarh's Fight Against COVID-19

## CHDCOVID Mobile App

**Know about**  
Quarantine cases sector wise, Hospitals,  
Flu Clinics and quarantine centres in  
Chandigarh on map

**Apply for COVID-19 movement pass for  
emergency and essential services**

**Scan QR code  
& download**



**NEW** [Information for Foreign Returnees](#)

**NEW** [List of Electricians / Plumbers / AC Mechanics for Providing Utility Services Across Various Zones in Chandigarh](#)

**NEW** [Distribution of 3 months of Food Grains to Poor Families](#)

**NEW** [Updated List of Chemist Shops for Home Delivery of Medicines](#)








**NEW** [Donate to COVID-19 Relief Fund of UT Chandigarh.](#)

**NEW** [Apply For Movement Pass](#)

**NEW** [Updated List of Retail Grocery Shops for Home Delivery in Chandigarh](#)

-  Government Medical College and Hospital (GMCH), Sector 32
-  Government Multi Speciality Hospital (GMSH), Sector 16
-  Post Graduate Institute of Medical Education & Research (PGIMER), Sector 12

## OTHER DOCUMENTS

-  [Helpline Numbers of States & Union Territories for COVID-19](#)
-  [Advisory - Social Distancing](#)
-  [Advisory for Hospitals and Medical Institutions](#)
-  [Latest Testing Guidelines of Indian Council of Medical Research \(ICMR\)](#)
-  [Guidelines for notifying COVID-19 affected persons by Private Institutions](#)
-  [Letter from Secretary, Dept of Higher Education/School Education regarding Digital / e-Learning](#)
-  [Updated Guidelines on Clinical Management of COVID-19](#)




---

## ABOUT COVID-19

---

Coronaviruses are a group of related viruses that cause diseases in mammals and birds. In humans, coronaviruses cause respiratory tract infections that can be mild, such as some cases of the common cold (among other possible causes, predominantly rhinoviruses), and others that can be lethal, such as SARS, MERS, and COVID-19. Symptoms in other species vary: in chickens, they cause an upper respiratory tract disease, while in cows and pigs they cause diarrhea. There are yet to be vaccines or antiviral drugs to prevent or treat human coronavirus infections.

Coronaviruses constitute the subfamily Orthocoronavirinae, in the family Coronaviridae, order Nidovirales, and realm Riboviria. They are enveloped viruses with a positive-sense single-stranded RNA genome and a nucleocapsid of helical symmetry. The genome size of coronaviruses ranges from approximately 27 to 34 kilobases, the largest among known RNA viruses. The name coronavirus is derived from the Latin corona, meaning & crown or & halo, which refers to the characteristic appearance reminiscent of a crown or a solar corona around the virions (virus particles) when viewed under two-dimensional transmission electron microscopy, due to the surface covering in club-shaped protein spikes.

[Read More](#) 

---

Confirmed
20537
Recovered
19978
Deaths
330
Total Sampled
200245
Positive Cases
20537
Negative Cases
178766
Rejected Samples
942
Result Awaited
61
* Statistics sourced from Department of Health, Chandigarh
Home Quarantined : 52033
* Statistics sourced from Municipal Corporation, Chandigarh

# Corona Stats For India

Confirmed
7945975
Recovered
7198877
Deaths
119538

## Total Volunteer/Organization Registered

Individual volunteer
231
Organization
32

### COVID19 STATEWISE STATUS (\*including foreign nationals, as on 2021-01-19 08:00:00)

\* Statistics sourced from The Ministry of Health and Family Welfare :-

S.No.	Name of State / UT	Total Confirmed cases *	Cured/Discharged/ Migrated	Death
1	Andaman and Nicobar Islands	4988	4897	62
2	Andhra Pradesh	886066	877212	7141
3	Arunachal Pradesh	16812	16699	56
4	Assam	216864	212978	1075
5	Bihar	257775	253007	1460
6	Chandigarh	20564	20031	330
7	Chhattisgarh	293972	284412	3565
8	Dadra and Nagar Haveli and Daman and Diu	3390	3377	2
9	Delhi	632590	619501	10754
10	Goa	52458	50837	756
11	Gujarat	256367	245807	4367
12	Haryana	266428	261510	2989
13	Himachal Pradesh	56978	55383	967
14	Jammu and Kashmir	123425	120392	1922
15	Jharkhand	117786	115542	1054

S.No.	Name of State / UT	Total Confirmed cases *	Cured/Discharged/Migrated	Death
16	Karnataka	932432	912205	12175
17	Kerala	851194	779097	3480
18	Ladakh	9657	9448	128
19	Lakshadweep	14	0	0
20	Madhya Pradesh	251882	241966	3756
21	Maharashtra	1992683	1890323	50473
22	Manipur	28867	28205	366
23	Meghalaya	13707	13415	144
24	Mizoram	4329	4241	9
25	Nagaland	12061	11858	88
26	Odisha	333444	329801	1901
27	Puducherry	38669	37740	643
28	Punjab	170729	162762	5509
29	Rajasthan	315394	308010	2750
30	Sikkim	6038	5756	130
31	Tamil Nadu	831323	813326	12272
32	Telangana	292128	286542	1581
33	Tripura	33335	32905	391
35	Uttar Pradesh	596904	579693	8580
36	West Bengal	565661	548705	10063
Total number of confirmed cases in India		7945975	7198877	119538

