

Chandigarh's Fight Against COVID-19

CHDCOVID Mobile App

Know about
Quarantine cases sector wise, Hospitals,
Flu Clinics and quarantine centres in
Chandigarh on map

**Apply for COVID-19 movement pass for
emergency and essential services**

**Scan QR code
& download**



NEW [Information for Foreign Returnees](#)

NEW [List of Electricians / Plumbers / AC Mechanics for Providing Utility Services Across Various Zones in Chandigarh](#)

NEW [Distribution of 3 months of Food Grains to Poor Families](#)

NEW [Updated List of Chemist Shops for Home Delivery of Medicines](#)








NEW [Donate to COVID-19 Relief Fund of UT Chandigarh.](#)

NEW [Apply For Movement Pass](#)

NEW [Updated List of Retail Grocery Shops for Home Delivery in Chandigarh](#)

-  Government Medical College and Hospital (GMCH), Sector 32
-  Government Multi Speciality Hospital (GMSH), Sector 16
-  Post Graduate Institute of Medical Education & Research (PGIMER), Sector 12

OTHER DOCUMENTS

-  [Helpline Numbers of States & Union Territories for COVID-19](#)
-  [Advisory - Social Distancing](#)
-  [Advisory for Hospitals and Medical Institutions](#)
-  [Latest Testing Guidelines of Indian Council of Medical Research \(ICMR\)](#)
-  [Guidelines for notifying COVID-19 affected persons by Private Institutions](#)
-  [Letter from Secretary, Dept of Higher Education/School Education regarding Digital / e-Learning](#)
-  [Updated Guidelines on Clinical Management of COVID-19](#)



ABOUT COVID-19

Coronaviruses are a group of related viruses that cause diseases in mammals and birds. In humans, coronaviruses cause respiratory tract infections that can be mild, such as some cases of the common cold (among other possible causes, predominantly rhinoviruses), and others that can be lethal, such as SARS, MERS, and COVID-19. Symptoms in other species vary: in chickens, they cause an upper respiratory tract disease, while in cows and pigs they cause diarrhea. There are yet to be vaccines or antiviral drugs to prevent or treat human coronavirus infections.

Coronaviruses constitute the subfamily Orthocoronavirinae, in the family Coronaviridae, order Nidovirales, and realm Riboviria. They are enveloped viruses with a positive-sense single-stranded RNA genome and a nucleocapsid of helical symmetry. The genome size of coronaviruses ranges from approximately 27 to 34 kilobases, the largest among known RNA viruses. The name coronavirus is derived from the Latin corona, meaning & crown or & halo, which refers to the characteristic appearance reminiscent of a crown or a solar corona around the virions (virus particles) when viewed under two-dimensional transmission electron microscopy, due to the surface covering in club-shaped protein spikes.

[Read More](#) 

Confirmed
20718
Recovered
20248
Deaths
334
Total Sampled
208107
Positive Cases
20718
Negative Cases
186447
Rejected Samples
942
Result Awaited
92
* Statistics sourced from Department of Health, Chandigarh
Home Quarantined : 52190
* Statistics sourced from Municipal Corporation, Chandigarh

Corona Stats For India

Confirmed
7945975
Recovered
7198877
Deaths
119538

Total Volunteer/Organization Registered

Individual volunteer
231
Organization
32

COVID19 STATEWISE STATUS (*including foreign nationals, as on 2021-01-21 08:00:00)

* Statistics sourced from The Ministry of Health and Family Welfare :-

S.No.	Name of State / UT	Total Confirmed cases *	Cured/Discharged/ Migrated	Death
1	Andaman and Nicobar Islands	4991	4900	62
2	Andhra Pradesh	886418	877639	7142
3	Arunachal Pradesh	16815	16713	56
4	Assam	216919	213179	1077
5	Bihar	258176	253569	1464
6	Chandigarh	20623	20122	330
7	Chhattisgarh	294949	285566	3585
8	Dadra and Nagar Haveli and Daman and Diu	3393	3380	2
9	Delhi	633049	620128	10774
10	Goa	52657	51036	756
11	Gujarat	257342	247223	4371
12	Haryana	266686	261955	2997
13	Himachal Pradesh	57082	55540	967
14	Jammu and Kashmir	123647	120625	1923
15	Jharkhand	118012	115853	1057

S.No.	Name of State / UT	Total Confirmed cases *	Cured/Discharged/Migrated	Death
16	Karnataka	933578	913677	12185
17	Kerala	864195	790757	3524
18	Ladakh	9668	9463	129
19	Lakshadweep	30	0	0
20	Madhya Pradesh	252466	243688	3770
21	Maharashtra	1997992	1899428	50582
22	Manipur	28919	28308	367
23	Meghalaya	13717	13440	144
24	Mizoram	4346	4268	9
25	Nagaland	12067	11873	88
26	Odisha	333723	330321	1902
27	Puducherry	38737	37798	643
28	Punjab	171136	163211	5520
29	Rajasthan	315816	308985	2754
30	Sikkim	6057	5766	131
31	Tamil Nadu	832415	814811	12290
32	Telangana	292621	287117	1584
33	Tripura	33339	32911	391
35	Uttar Pradesh	597628	581164	8591
36	West Bengal	566482	549727	10080
Total number of confirmed cases in India		7945975	7198877	119538

