

Chandigarh's Fight Against COVID-19

CHDCOVID Mobile App

Know about
Quarantine cases sector wise, Hospitals,
Flu Clinics and quarantine centres in
Chandigarh on map

**Apply for COVID-19 movement pass for
emergency and essential services**

**Scan QR code
& download**



NEW [Information for Foreign Returnees](#)

NEW [List of Electricians / Plumbers / AC Mechanics for Providing Utility Services Across Various Zones in Chandigarh](#)




NEW [Distribution of 3 months of Food Grains to Poor Families](#)

NEW [Updated List of Chemist Shops for Home Delivery of Medicines](#)








NEW [Donate to COVID-19 Relief Fund of UT Chandigarh.](#)

NEW [Apply For Movement Pass](#)

NEW [Updated List of Retail Grocery Shops for Home Delivery in Chandigarh](#)

-  Government Medical College and Hospital (GMCH), Sector 32
-  Government Multi Speciality Hospital (GMSH), Sector 16
-  Post Graduate Institute of Medical Education & Research (PGIMER), Sector 12

OTHER DOCUMENTS

-  [Helpline Numbers of States & Union Territories for COVID-19](#)
-  [Advisory - Social Distancing](#)
-  [Advisory for Hospitals and Medical Institutions](#)
-  [Latest Testing Guidelines of Indian Council of Medical Research \(ICMR\)](#)
-  [Guidelines for notifying COVID-19 affected persons by Private Institutions](#)
-  [Letter from Secretary, Dept of Higher Education/School Education regarding Digital / e-Learning](#)
-  [Updated Guidelines on Clinical Management of COVID-19](#)



ABOUT COVID-19

Coronaviruses are a group of related viruses that cause diseases in mammals and birds. In humans, coronaviruses cause respiratory tract infections that can be mild, such as some cases of the common cold (among other possible causes, predominantly rhinoviruses), and others that can be lethal, such as SARS, MERS, and COVID-19. Symptoms in other species vary: in chickens, they cause an upper respiratory tract disease, while in cows and pigs they cause diarrhea. There are yet to be vaccines or antiviral drugs to prevent or treat human coronavirus infections.

Coronaviruses constitute the subfamily Orthocoronavirinae, in the family Coronaviridae, order Nidovirales, and realm Riboviria. They are enveloped viruses with a positive-sense single-stranded RNA genome and a nucleocapsid of helical symmetry. The genome size of coronaviruses ranges from approximately 27 to 34 kilobases, the largest among known RNA viruses. The name coronavirus is derived from the Latin corona, meaning & crown or & halo, which refers to the characteristic appearance reminiscent of a crown or a solar corona around the virions (virus particles) when viewed under two-dimensional transmission electron microscopy, due to the surface covering in club-shaped protein spikes.

[Read More](#) 

Confirmed
20957
Recovered
20447
Deaths
334
Total Sampled
217610
Positive Cases
20957
Negative Cases
195710
Rejected Samples
943
Result Awaited
68
* Statistics sourced from Department of Health, Chandigarh
Home Quarantined : 52602
* Statistics sourced from Municipal Corporation, Chandigarh

Corona Stats For India

Confirmed
7945975
Recovered
7198877
Deaths
119538

Total Volunteer/Organization Registered

Individual volunteer
231
Organization
32

COVID19 STATEWISE STATUS (*including foreign nationals, as on 2021-01-28 08:00:00)

* Statistics sourced from The Ministry of Health and Family Welfare :-

S.No.	Name of State / UT	Total Confirmed cases *	Cured/Discharged/ Migrated	Death
1	Andaman and Nicobar Islands	4994	4922	62
2	Andhra Pradesh	887349	878828	7152
3	Arunachal Pradesh	16824	16753	56
4	Assam	217042	213857	1081
5	Bihar	259149	256014	1490
6	Chandigarh	20819	20339	334
7	Chhattisgarh	297868	289708	3647
8	Dadra and Nagar Haveli and Daman and Diu	3396	3388	2
9	Delhi	634325	621995	10829
10	Goa	53100	51600	763
11	Gujarat	260220	251862	4382
12	Haryana	267504	263236	3014
13	Himachal Pradesh	57296	55991	974
14	Jammu and Kashmir	124234	121253	1931
15	Jharkhand	118495	116706	1066

S.No.	Name of State / UT	Total Confirmed cases *	Cured/Discharged/Migrated	Death
16	Karnataka	937383	918859	12207
17	Kerala	905591	829452	3663
18	Ladakh	9688	9511	129
19	Lakshadweep	69	0	0
20	Madhya Pradesh	254270	247418	3799
21	Maharashtra	2015524	1920006	50894
22	Manipur	29007	28476	370
23	Meghalaya	13741	13506	146
24	Mizoram	4362	4311	9
25	Nagaland	12083	11938	88
26	Odisha	334667	331535	1906
27	Puducherry	38934	38006	646
28	Punjab	172406	164745	5581
29	Rajasthan	317104	311679	2761
30	Sikkim	6079	5844	133
31	Tamil Nadu	836315	819306	12333
32	Telengana	293923	289631	1594
33	Tripura	33346	32934	391
35	Uttar Pradesh	599376	584372	8636
36	West Bengal	568884	552877	10139
Total number of confirmed cases in India		7945975	7198877	119538

