


Chandigarh's Fight Against COVID-19






CHDCOVID Mobile App

Know about
Quarantine cases sector wise, Hospitals,
Flu Clinics and quarantine centres in
Chandigarh on map

Apply for **COVID-19** movement pass for
emergency and essential services

Scan QR code & download





ation for Foreign Returnees

Electricians / Plumbers / AC Mechanics for Providing Utility Services Across Various Zones in Chandigarh

ution of 3 months of Food Grains to Poor Families

d List of Chemist Shops for Home Delivery of Medicines



Donate to COVID-19 Relief Fund of UT Chandigarh.

For Movement Pass



Updated List of Retail Grocery Shops for Home Delivery in Chandigarh

ISOLATION CENTERS SETUP

- » Government Medical College and Hospital (GMCH), Sector 32
- » Government Multi Speciality Hospital (GMSH), Sector 16
- » Post Graduate Institute of Medical Education & Research (PGIMER), Sector 12

OTHER DOCUMENTS

- » Helpline Numbers of States & Union Territories for COVID-19
- » Advisory - Social Distancing
- » Advisory for Hospitals and Medical Institutions
- » Latest Testing Guidelines of Indian Council of Medical Research (ICMR)
- » Guidelines for notifying COVID-19 affected persons by Private Institutions
- » Letter from Secretary, Dept of Higher Education/School Education regarding Digital / e-Learning
- » Updated Guidelines on Clinical Management of COVID-19



ABOUT COVID-19

Coronaviruses are a group of related viruses that cause diseases in mammals and birds. In humans, coronaviruses cause respiratory tract infections that can be mild, such as some cases of the common cold (among other possible causes, predominantly rhinoviruses), and others that can be lethal, such as SARS, MERS, and COVID-19. Symptoms in other species vary: in chickens, they cause an upper respiratory tract disease, while in cows and pigs they cause diarrhea. There are yet to be vaccines or antiviral drugs to prevent or treat human coronavirus infections.

Coronaviruses constitute the subfamily Orthocoronavirinae, in the family Coronaviridae, order Nidovirales, and realm Riboviria. They are enveloped viruses with a positive-sense single-stranded RNA genome and a nucleocapsid of helical symmetry. The genome size of coronaviruses ranges from approximately 27 to 34 kilobases, the largest among known RNA viruses. The name coronavirus is derived from the Latin corona, meaning & crown or & halo, which refers to the characteristic appearance reminiscent of a crown or a solar corona around the virions (virus particles) when viewed under two-dimensional transmission electron microscopy, due to the surface covering in club-shaped protein spikes. [Read More →](#)

Corona Stats For Chandigarh

Confirmed

21015

Recovered

20493

Deaths
336
Total Sampled
220301
Positive Cases
21015
Negative Cases
198343
Rejected Samples
943
Result Awaited
140

* Statistics sourced from Department of Health, Chandigarh

Home Quarantined : 52690

* Statistics sourced from Municipal Corporation, Chandigarh

Corona Stats For India

Confirmed
7945975
Recovered
7198877
Deaths
119538

Total Volunteer/Organization Registered

Individual volunteer
233
Organization
32

COVID19 STATEWISE STATUS (*including foreign nationals, as on 2021-02-02 08:00:00)

* Statistics sourced from The Ministry of Health and Family Welfare :-

S.No.	Name of State / UT	Total Confirmed cases *	Cured/Discharged/Migrated	Death
1	Andaman and Nicobar Islands	4994	4932	62
2	Andhra Pradesh	887900	879504	7154
3	Arunachal Pradesh	16828	16762	56
4	Assam	217154	214248	1083
5	Bihar	259660	257306	1503
6	Chandigarh	20957	20447	334
7	Chhattisgarh	305689	297859	3706
8	Dadra and Nagar Haveli and Daman and Diu	3398	3391	2
9	Delhi	635217	623096	10856
10	Goa	53469	51977	768
11	Gujarat	261838	254109	4388
12	Haryana	267989	263886	3022
13	Himachal Pradesh	57561	56204	979
14	Jammu and Kashmir	124550	121905	1936
15	Jharkhand	118734	117148	1073
16	Karnataka	939775	921592	12220
17	Kerala	932637	859421	3760
18	Ladakh	9724	9526	130
19	Lakshadweep	99	56	0
20	Madhya Pradesh	255263	248897	3812
21	Maharashtra	2028347	1932294	51109
22	Manipur	29072	28562	371
23	Meghalaya	13764	13556	146
24	Mizoram	4373	4333	9
25	Nagaland	12099	11957	88
26	Odisha	335151	332239	1906
27	Puducherry	39096	38160	651
28	Punjab	173470	165753	5616
29	Rajasthan	317587	312873	2766

30	Sikkim	6091	5874	135
S.No.	Name of State / UT	Total Confirmed cases *	Cured/Discharged/Migrated	Death
31	Tamil Nadu	838842	821947	12363
32	Telengana	294739	291115	1602
33	Tripura	33351	32943	391
35	Uttar Pradesh	600470	586505	8662
36	West Bengal	570177	554578	10179
Total number of confirmed cases in India		7945975	7198877	119538

Designed & Developed by **SPICINDIA**