


Chandigarh's Fight Against COVID-19




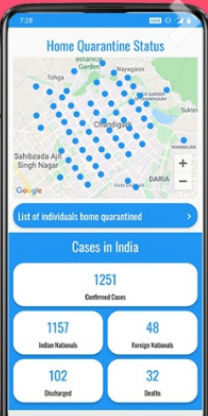

CHDCOVID Mobile App

Know about
Quarantine cases sector wise, Hospitals,
Flu Clinics and quarantine centres in
Chandigarh on map

Apply for **COVID-19** movement pass for
emergency and essential services

Scan QR code & download





NEW Information for Foreign Returnees

NEW List of Electricians / Plumbers / AC Mechanics for Providing Utility Services Across Various Zones in Chandigarh

NEW Distribution of 3 months of Food Grains to Poor Families

NEW Updated List of Chemist Shops for Home Delivery of Medicines

NEW Donate to COVID-19 Relief Fund of UT Chandigarh.

NEW Apply For Movement Pass

NEW Updated List of Retail Grocery Shops for Home Delivery in Chandigarh

ISOLATION CENTERS SETUP

- » Government Medical College and Hospital (GMCH), Sector 32
- » Government Multi Speciality Hospital (GMSH), Sector 16
- » Post Graduate Institute of Medical Education & Research (PGIMER), Sector 12

OTHER DOCUMENTS

- » Helpline Numbers of States & Union Territories for COVID-19
- » Advisory - Social Distancing
- » Advisory for Hospitals and Medical Institutions
- » Latest Testing Guidelines of Indian Council of Medical Research (ICMR)
- » Guidelines for notifying COVID-19 affected persons by Private Institutions
- » Letter from Secretary, Dept of Higher Education/School Education regarding Digital / e-Learning
- » Updated Guidelines on Clinical Management of COVID-19



ABOUT COVID-19

Coronaviruses are a group of related viruses that cause diseases in mammals and birds. In humans, coronaviruses cause respiratory tract infections that can be mild, such as some cases of the common cold (among other possible causes, predominantly rhinoviruses), and others that can be lethal, such as SARS, MERS, and COVID-19. Symptoms in other species vary: in chickens, they cause an upper respiratory tract disease, while in cows and pigs they cause diarrhea. There are yet to be vaccines or antiviral drugs to prevent or treat human coronavirus infections.

Coronaviruses constitute the subfamily Orthocoronavirinae, in the family Coronaviridae, order Nidovirales, and realm Riboviria. They are enveloped viruses with a positive-sense single-stranded RNA genome and a nucleocapsid of helical symmetry. The genome size of coronaviruses ranges from approximately 27 to 34 kilobases, the largest among known RNA viruses. The name coronavirus is derived from the Latin corona, meaning & crown or & halo, which refers to the characteristic appearance reminiscent of a crown or a solar corona around the virions (virus particles) when viewed under two-dimensional transmission electron microscopy, due to the surface covering in club-shaped protein spikes. [Read More →](#)

Corona Stats For Chandigarh

Confirmed

21036

Recovered

20512

Deaths
337
Total Sampled
22157
Positive Cases
21036
Negative Cases
199593
Rejected Samples
943
Result Awaited
121

* Statistics sourced from Department of Health, Chandigarh

Home Quarantined : 52690

* Statistics sourced from Municipal Corporation, Chandigarh

Corona Stats For India

Confirmed
7945975
Recovered
7198877
Deaths
119538

Total Volunteer/Organization Registered

Individual volunteer
233
Organization
32

COVID19 STATEWISE STATUS (*including foreign nationals, as on 2021-02-05 08:00:00)

* Statistics sourced from The Ministry of Health and Family Welfare :-

S.No.	Name of State / UT	Total Confirmed cases *	Cured/Discharged/Migrated	Death
1	Andaman and Nicobar Islands	4994	4932	62
2	Andhra Pradesh	888178	879867	7157
3	Arunachal Pradesh	16829	16765	56
4	Assam	217186	214374	1084
5	Bihar	259936	257702	1510
6	Chandigarh	21036	20512	337
7	Chhattisgarh	306743	298724	3724
8	Dadra and Nagar Haveli and Daman and Diu	3398	3392	2
9	Delhi	635639	623574	10871
10	Goa	53717	52165	770
11	Gujarat	262681	255489	4392
12	Haryana	268209	264221	3026
13	Himachal Pradesh	57693	56272	982
14	Jammu and Kashmir	124719	122124	1943
15	Jharkhand	118897	117373	1077
16	Karnataka	941070	922907	12227
17	Kerala	950811	877889	3813
18	Ladakh	9740	9538	130
19	Lakshadweep	126	61	0
20	Madhya Pradesh	255855	249706	3818
21	Maharashtra	2036002	1948674	51215
22	Manipur	29099	28614	372
23	Meghalaya	13794	13584	147
24	Mizoram	4376	4342	9
25	Nagaland	12121	11970	88
26	Odisha	335369	332611	1907
27	Puducherry	39185	38240	652
28	Punjab	174057	166263	5635
29	Rajasthan	317905	313496	2771

30	Sikkim	6103 Total Confirmed	5886	135
S.No.	Name of State / UT	cases *	Cured/Discharged/Migrated	Death
31	Tamil Nadu	840360	823518	12375
32	Telengana	295270	291699	1607
33	Tripura	33352	32949	391
35	Uttar Pradesh	600970	587661	8680
36	West Bengal	570787	555491	10199
Total number of confirmed cases in India		7945975	7198877	119538

Designed & Developed by **SPICINDIA**