


## Chandigarh's Fight Against COVID-19






### CHDCOVID Mobile App

Know about  
Quarantine cases sector wise, Hospitals,  
Flu Clinics and quarantine centres in  
Chandigarh on map

Apply for **COVID-19** movement pass for  
emergency and essential services

### Scan QR code & download





on for Foreign Returnees

etricians / Plumbers / AC Mechanics for Providing Utility Services Across Various Zones in Chandigarh

on of 3 months of Food Grains to Poor Families

list of Chemist Shops for Home Delivery of Medicines



Donate to COVID-19 Relief Fund of UT Chandigarh.

: Movement Pass



Updated List of Retail Grocery Shops for Home Delivery in Chandigarh

### ISOLATION CENTERS SETUP

- » Government Medical College and Hospital (GMCH), Sector 32
- » Government Multi Speciality Hospital (GMSH), Sector 16
- » Post Graduate Institute of Medical Education & Research (PGIMER), Sector 12

### OTHER DOCUMENTS

- » Helpline Numbers of States & Union Territories for COVID-19
- » Advisory - Social Distancing
- » Advisory for Hospitals and Medical Institutions
- » Latest Testing Guidelines of Indian Council of Medical Research (ICMR)
- » Guidelines for notifying COVID-19 affected persons by Private Institutions
- » Letter from Secretary, Dept of Higher Education/School Education regarding Digital / e-Learning
- » Updated Guidelines on Clinical Management of COVID-19



## ABOUT COVID-19

Coronaviruses are a group of related viruses that cause diseases in mammals and birds. In humans, coronaviruses cause respiratory tract infections that can be mild, such as some cases of the common cold (among other possible causes, predominantly rhinoviruses), and others that can be lethal, such as SARS, MERS, and COVID-19. Symptoms in other species vary: in chickens, they cause an upper respiratory tract disease, while in cows and pigs they cause diarrhea. There are yet to be vaccines or antiviral drugs to prevent or treat human coronavirus infections.

Coronaviruses constitute the subfamily Orthocoronavirinae, in the family Coronaviridae, order Nidovirales, and realm Riboviria. They are enveloped viruses with a positive-sense single-stranded RNA genome and a nucleocapsid of helical symmetry. The genome size of coronaviruses ranges from approximately 27 to 34 kilobases, the largest among known RNA viruses. The name coronavirus is derived from the Latin corona, meaning & crown or & halo, which refers to the characteristic appearance reminiscent of a crown or a solar corona around the virions (virus particles) when viewed under two-dimensional transmission electron microscopy, due to the surface covering in club-shaped protein spikes. [Read More →](#)

## Corona Stats For Chandigarh

Confirmed

21133

Recovered

20623

Deaths
341
Total Sampled
226503
Positive Cases
21133
Negative Cases
204427
Rejected Samples
943
Result Awaited
55

\* Statistics sourced from Department of Health, Chandigarh

Home Quarantined : 52832
--------------------------

\* Statistics sourced from Municipal Corporation, Chandigarh

## Corona Stats For India

Confirmed
7945975
Recovered
7198877
Deaths
119538

## Total Volunteer/Organization Registered

Individual volunteer
233
Organization
32

COVID19 STATEWISE STATUS (\*including foreign nationals, as on 2021-02-09 08:00:00)

\* Statistics sourced from The Ministry of Health and Family Welfare :-

S.No.	Name of State / UT	Total Confirmed cases *	Cured/Discharged/Migrated	Death
1	Andaman and Nicobar Islands	5005	4932	62
2	Andhra Pradesh	888485	880363	7160
3	Arunachal Pradesh	16831	16770	56
4	Assam	217229	214473	1085
5	Bihar	260670	258771	1517
6	Chandigarh	21133	20623	341
7	Chhattisgarh	307790	299856	3744
8	Dadra and Nagar Haveli and Daman and Diu	3398	3396	2
9	Delhi	636160	624182	10882
10	Goa	53937	52432	772
11	Gujarat	263676	257120	4396
12	Haryana	268507	264608	3029
13	Himachal Pradesh	57925	56483	984
14	Jammu and Kashmir	124952	122415	1944
15	Jharkhand	119055	117539	1078
16	Karnataka	942846	924654	12239
17	Kerala	972180	902627	3883
18	Ladakh	9753	9552	130
19	Lakshadweep	154	76	0
20	Madhya Pradesh	256591	250727	3823
21	Maharashtra	2046287	1958971	51325
22	Manipur	29130	28672	373
23	Meghalaya	13886	13604	148
24	Mizoram	4386	4353	9
25	Nagaland	12160	11988	88
26	Odisha	335692	333031	1910
27	Puducherry	39318	38354	655
28	Punjab	174838	167073	5653
29	Rajasthan	318294	314050	2774

30	Sikkim	6110 <b>Total Confirmed</b>	5908	135
<b>S.No.</b>	<b>Name of State / UT</b>	<b>cases *</b>	<b>Cured/Discharged/Migrated</b>	<b>Death</b>
31	Tamil Nadu	842261	825520	12387
32	Telengana	295831	292415	1612
33	Tripura	33353	32955	391
35	Uttar Pradesh	601455	589322	8691
36	West Bengal	571490	556649	10209
Total number of confirmed cases in India		7945975	7198877	119538

Designed & Developed by **SPICINDIA**