


Chandigarh's Fight Against COVID-19




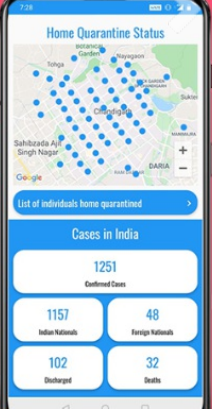

CHDCOVID Mobile App

Know about
Quarantine cases sector wise, Hospitals,
Flu Clinics and quarantine centres in
Chandigarh on map

Apply for **COVID-19** movement pass for
emergency and essential services

Scan QR code & download





Foreign Returnees

Electricians / Plumbers / AC Mechanics for Providing Utility Services Across Various Zones in Chandigarh

3 months of Food Grains to Poor Families

Chemist Shops for Home Delivery of Medicines **NEW** Donate to COVID-19 Relief Fund of UT Chandigarh.

Movement Pass **NEW** Updated List of Retail Grocery Shops for Home Delivery in Chandigarh

ISOLATION CENTERS SETUP

- » Government Medical College and Hospital (GMCH), Sector 32
- » Government Multi Speciality Hospital (GMSH), Sector 16
- » Post Graduate Institute of Medical Education & Research (PGIMER), Sector 12

OTHER DOCUMENTS

- » Helpline Numbers of States & Union Territories for COVID-19
- » Advisory - Social Distancing
- » Advisory for Hospitals and Medical Institutions
- » Latest Testing Guidelines of Indian Council of Medical Research (ICMR)
- » Guidelines for notifying COVID-19 affected persons by Private Institutions
- » Letter from Secretary, Dept of Higher Education/School Education regarding Digital / e-Learning
- » Updated Guidelines on Clinical Management of COVID-19



ABOUT COVID-19

Coronaviruses are a group of related viruses that cause diseases in mammals and birds. In humans, coronaviruses cause respiratory tract infections that can be mild, such as some cases of the common cold (among other possible causes, predominantly rhinoviruses), and others that can be lethal, such as SARS, MERS, and COVID-19. Symptoms in other species vary: in chickens, they cause an upper respiratory tract disease, while in cows and pigs they cause diarrhea. There are yet to be vaccines or antiviral drugs to prevent or treat human coronavirus infections.

Coronaviruses constitute the subfamily Orthocoronavirinae, in the family Coronaviridae, order Nidovirales, and realm Riboviria. They are enveloped viruses with a positive-sense single-stranded RNA genome and a nucleocapsid of helical symmetry. The genome size of coronaviruses ranges from approximately 27 to 34 kilobases, the largest among known RNA viruses. The name coronavirus is derived from the Latin corona, meaning & crown or & halo, which refers to the characteristic appearance reminiscent of a crown or a solar corona around the virions (virus particles) when viewed under two-dimensional transmission electron microscopy, due to the surface covering in club-shaped protein spikes. [Read More →](#)

Corona Stats For Chandigarh

Confirmed

21133

Recovered

20623

Deaths
341
Total Sampled
226503
Positive Cases
21133
Negative Cases
204427
Rejected Samples
943
Result Awaited
55

* Statistics sourced from Department of Health, Chandigarh

Home Quarantined : 52863

* Statistics sourced from Municipal Corporation, Chandigarh

Corona Stats For India

Confirmed
7945975
Recovered
7198877
Deaths
119538

Total Volunteer/Organization Registered

Individual volunteer
233
Organization
32

COVID19 STATEWISE STATUS (*including foreign nationals, as on 2021-02-10 08:00:00)

* Statistics sourced from The Ministry of Health and Family Welfare :-

S.No.	Name of State / UT	Total Confirmed cases *	Cured/Discharged/Migrated	Death
1	Andaman and Nicobar Islands	5007	4932	62
2	Andhra Pradesh	888555	880478	7160
3	Arunachal Pradesh	16831	16771	56
4	Assam	217256	214490	1086
5	Bihar	261092	259074	1518
6	Chandigarh	21154	20644	342
7	Chhattisgarh	307996	300078	3746
8	Dadra and Nagar Haveli and Daman and Diu	3398	3396	2
9	Delhi	636260	624326	10882
10	Goa	53996	52530	774
11	Gujarat	263910	257473	4397
12	Haryana	268600	264713	3033
13	Himachal Pradesh	57993	56551	987
14	Jammu and Kashmir	125007	122470	1944
15	Jharkhand	119116	117574	1078
16	Karnataka	943212	925167	12241
17	Kerala	977394	909102	3902
18	Ladakh	9758	9569	130
19	Lakshadweep	166	93	0
20	Madhya Pradesh	256758	250946	3825
21	Maharashtra	2048802	1961525	51360
22	Manipur	29137	28687	373
23	Meghalaya	13893	13608	148
24	Mizoram	4388	4358	9
25	Nagaland	12166	11990	88
26	Odisha	335797	333139	1910
27	Puducherry	39353	38391	655
28	Punjab	175023	167285	5661
29	Rajasthan	318384	314175	2774

30	Sikkim	6110 Total Confirmed	5912	135
S.No.	Name of State / UT	cases *	Cured/Discharged/Migrated	Death
31	Tamil Nadu	842730	826011	12391
32	Telangana	295988	292578	1613
33	Tripura	33353	32955	391
35	Uttar Pradesh	601562	589565	8691
36	West Bengal	571636	556925	10215
Total number of confirmed cases in India		7945975	7198877	119538

Designed & Developed by **SPICINDIA**