

# COVID-19 WEEKLY BULLETIN



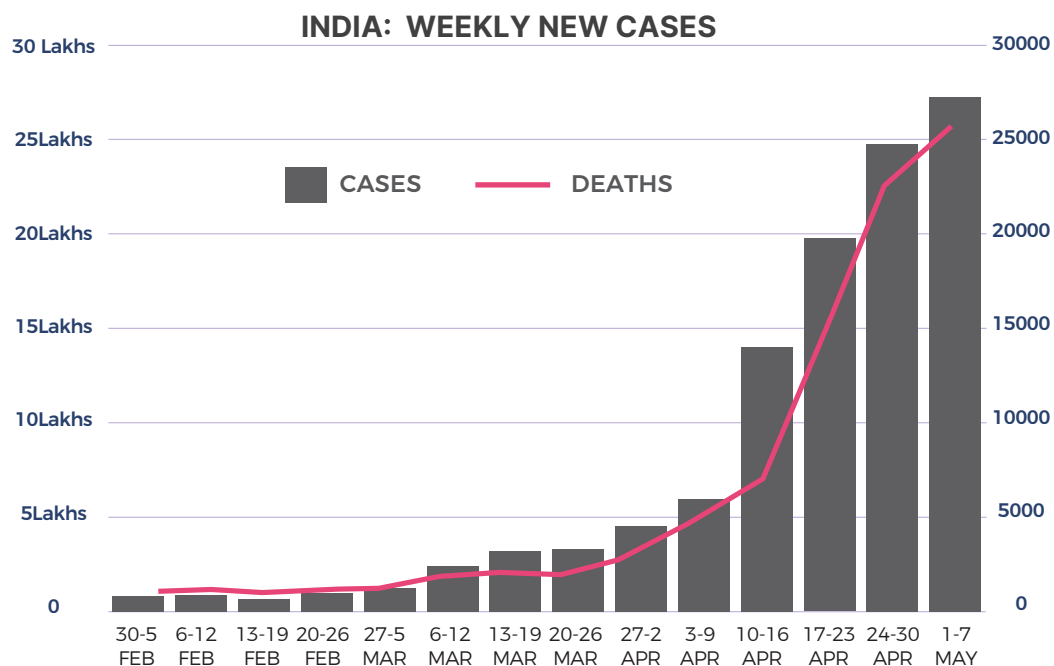
## Global Epidemiological update

The number of global cases is at the highest level since the beginning of the pandemic for the last two weeks. The increase in global cases is mainly driven by the marked increase in both cases and deaths in South East Asia. Mild increase was also observed in the Western Pacific region. Other regions have reported decrease in both cases and deaths. 155 million people have been infected with more than 3.2 million reported deaths.

## India reports highest number of weekly cases globally

The country reported 27,28,622 new cases and 25,753 deaths in the past week. As per WHO situation report, India currently accounts for 46% of global cases and 25% of deaths.

Maharashtra, Karnataka, Kerala, Uttar Pradesh and Rajasthan have the highest number of active cases currently.



## ONE SUPERSPREADER EVENT REPORTED FROM A RELIGIOUS EVENT IN MON

A Church revival camp held between 21 - 25 April 2021 turned into a super spreader event in Mon District as **45 persons have tested positive out of 69** samples with a positivity rate of 65%.

Testing and contact tracing is still underway. The district administration has directed all attendees to self-isolate and turn up for testing.

Social and religious events are high risk factors for such superspreading events.

as on 7 MAY 2021

NO OF DOSES GIVEN

### Covid-19 Vaccine

World	1.17 billion
India	164.9 million
Nagaland	2.24 Lakhs

## Global | National | State

As on 07 MAY 2021

Covid 19 Cases	Confirmed cases	Deaths	Death Rate
World	15,56,65,214	32,50,648	2.09%
India	2,14,91,598	2,34,083	1.09%
Nagaland	15,580	112	0.72%

In the past week:

World: 55,54,904 cases and 91,856 deaths.

India: 27 28 622 cases and 25 753 deaths.

Nagaland: 1,604 cases and 18 deaths.

## North Eastern States

State	Active Cases
Assam	33176
Manipur	2991
Nagaland	2433
Meghalaya	2351
Tripura	2292
Sikkim	2256
Arunachal Pradesh	1858
Mizoram	1779

## RANDOM SAMPLING IN KOHIMA SHOWS HIGH POSITIVITY RATE OF 61%

Category	Total Samples	Total Positive	Positivity Rate
Taxi Drivers	122	58	48%
Shopkeepers	88	70	80%
<b>TOTAL</b>	<b>210</b>	<b>128</b>	<b>61%</b>

Random tests are still underway

(SOURCE: UIP, DHFW)

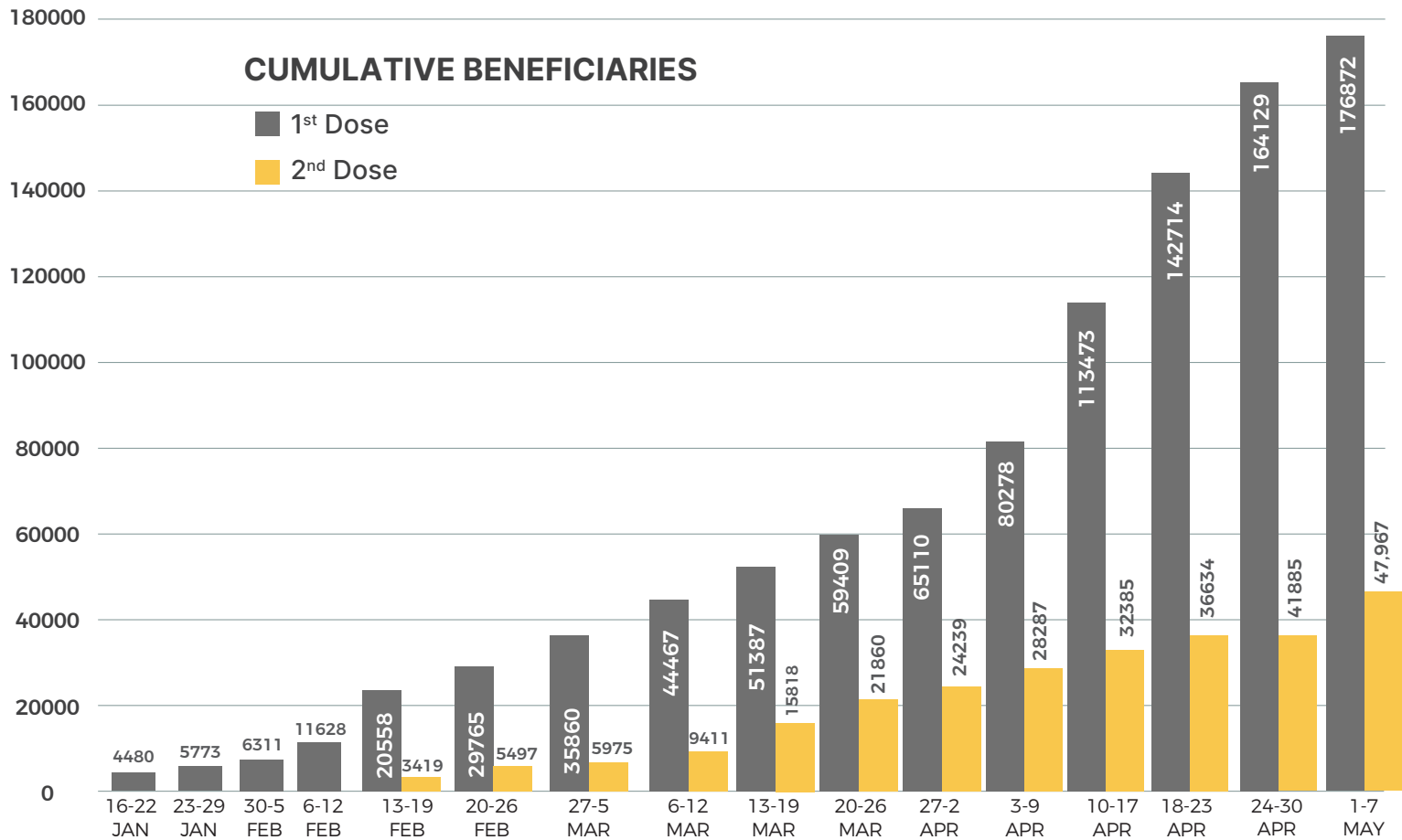
# COVID-19 VACCINATION

2,24,839 doses have been administered across the state till date

District	Total doses administered
Dimapur	65,921
Kohima	35,206
Mokokchung	25,823
Mon	21,728
Wokha	15,194
Phek	14,911
Tuensang	13,434
Zunheboto	11,432
Longleng	7,958
Peren	7,586
Kiphire	5,646
<b>State</b>	<b>2,24,839</b>

Category	Total doses administered
45 years and above 1st dose	1,10,193
45 years and above 2nd dose	11,660
Healthcare workers 1st Dose	14,991
Healthcare workers 2nd Dose	9,968
Frontline workers 1st Dose	51,688
Frontline workers 2nd Dose	26,239
<b>State</b>	<b>2,06,014</b>

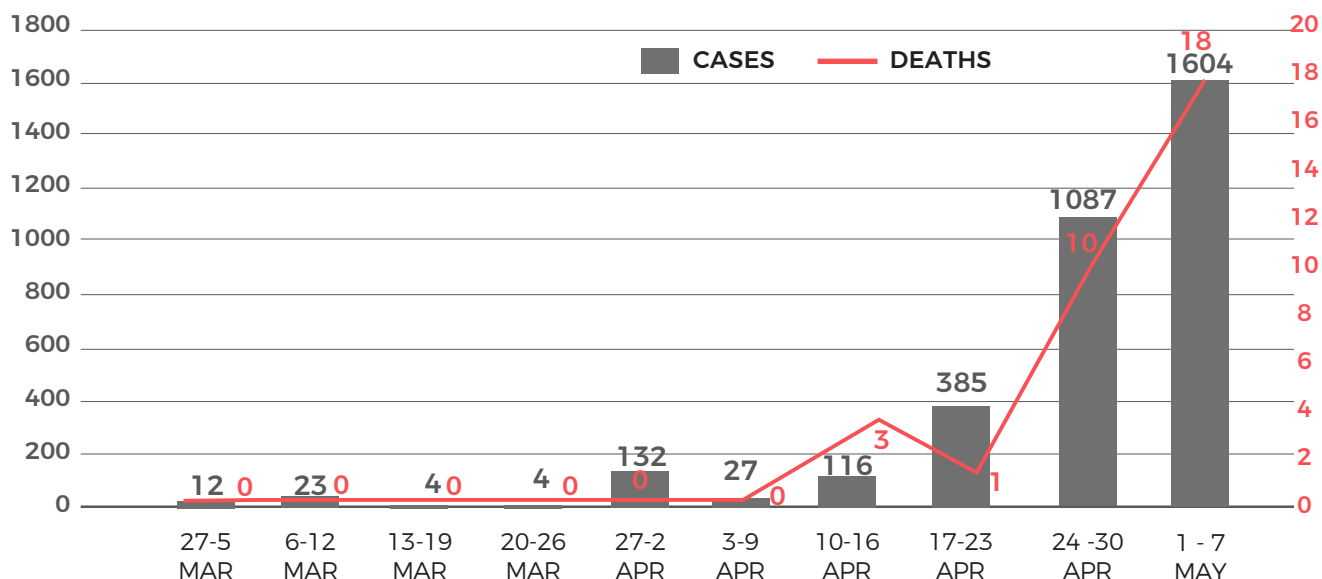
**18,825 doses**  
administered the past week.



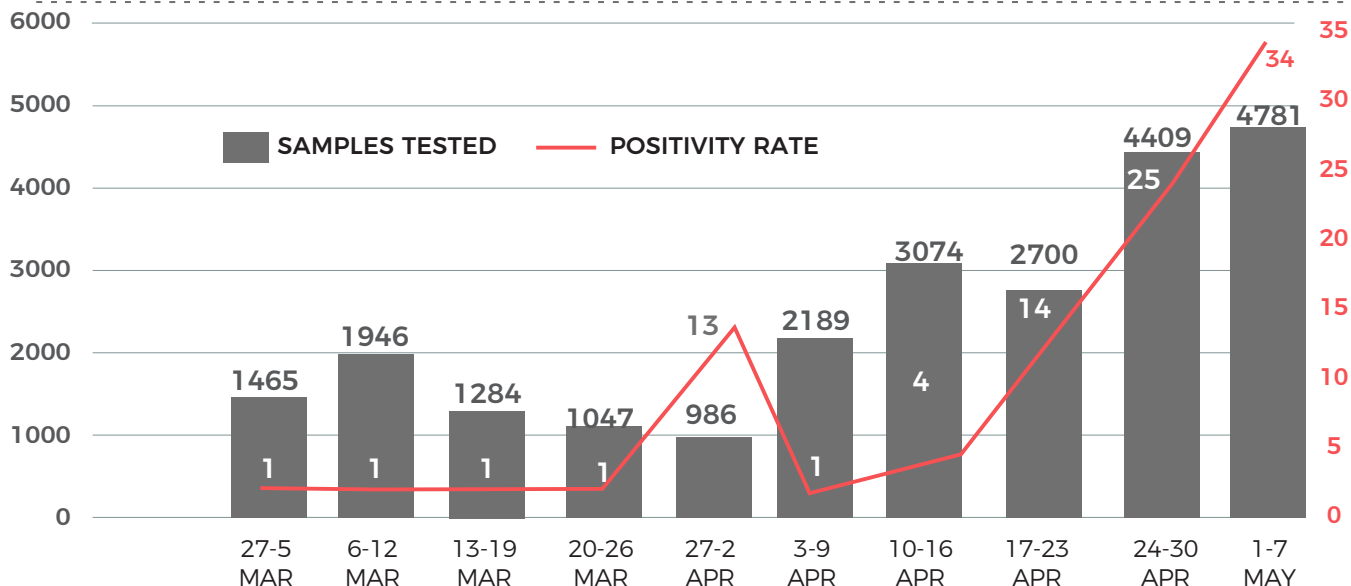
# CONFIRMED CASES (weekly data)

1604 confirmed cases this week - highest NEW CASES in a single week.

## WEEKLY DATA OF CONFIRMED CASES AND DEATHS



## WEEKLY DATA ON SAMPLE TESTING & SAMPLE POSITIVITY RATE



1,51,718 samples have been tested till date.

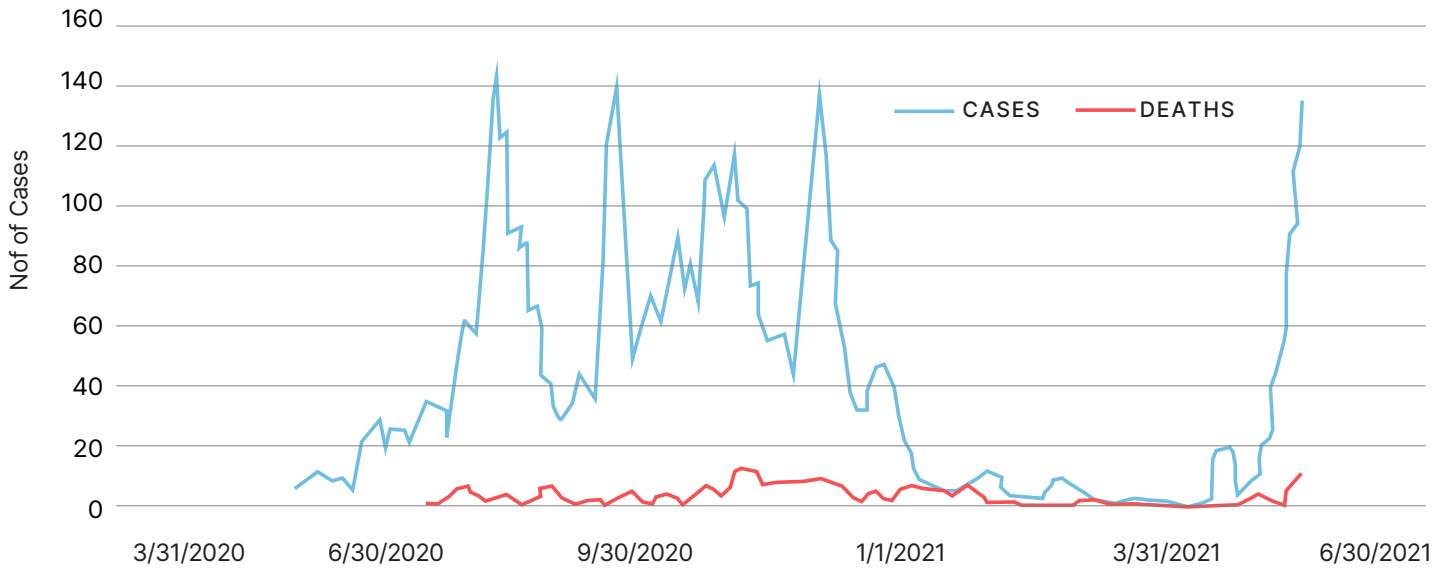
4,781 samples were tested the past week with a positivity rate of 34%

### CONFIRMED CASES THIS WEEK

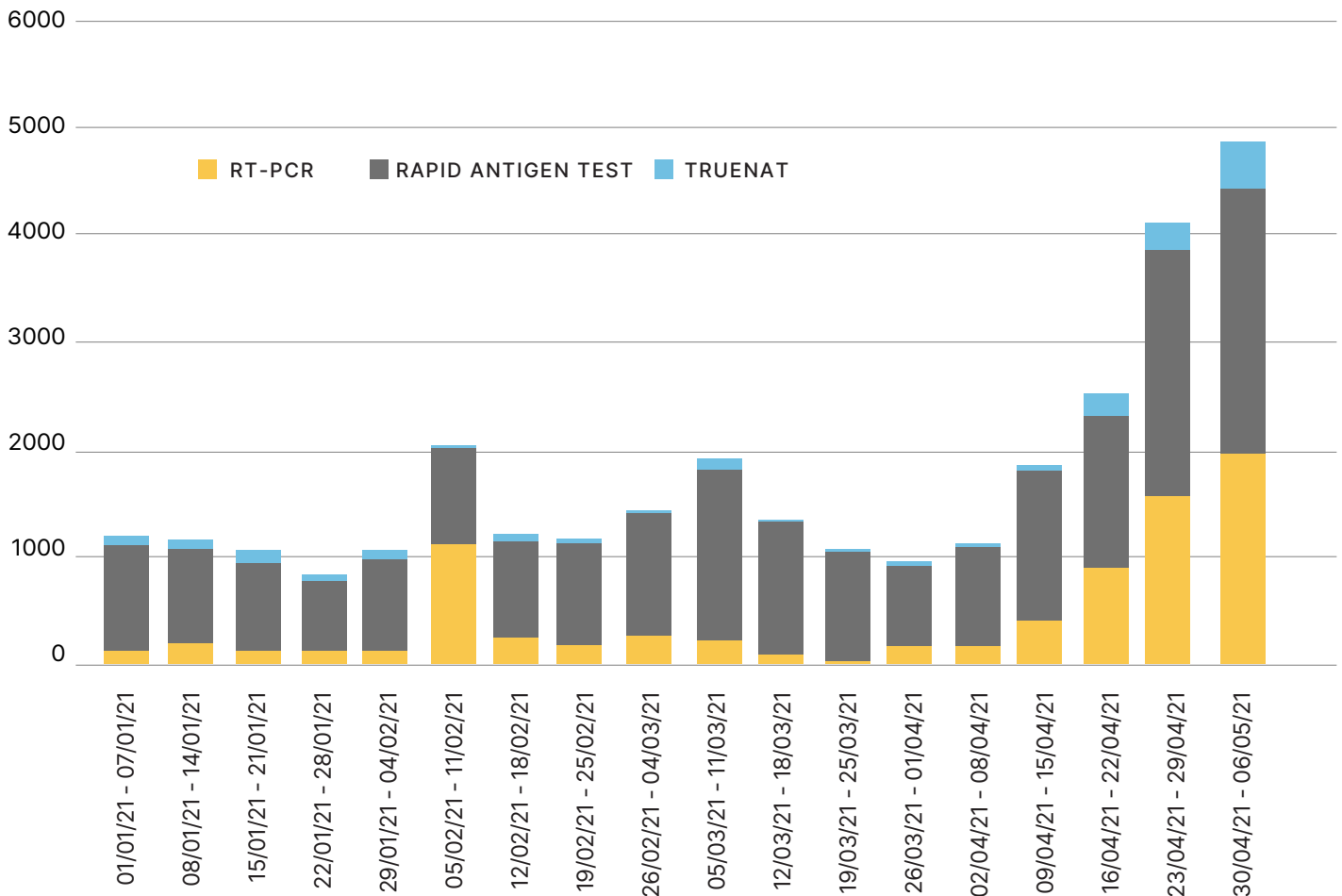
Category	Cases	%
Traced Contacts/Self-test	1194	74 %
Travelers/Returnees	256	16 %
Armed forces/ Security	142	9 %
Frontline workers	12	1 %
<b>TOTAL</b>	<b>1604</b>	<b>100%</b>

Test Type	No of tests	%
RT PCR	1844	39
TRUENAT	463	10
RAT	2474	52
<b>TOTAL</b>	<b>4781</b>	<b>100%</b>

## DAILY COVID-19 CASE INCREASE WITH 7 DAY MOVING AVERAGE



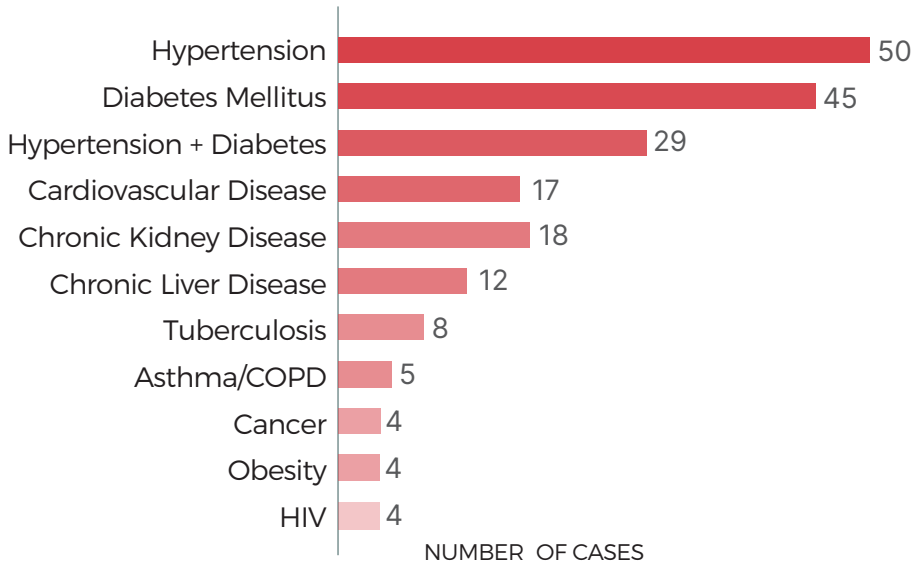
## WEEKLY COVID -19 TESTS DONE THROUGH RT-PCR, TRUENAT & RAT FROM 01 JAN 2021



# COVID DEATHS IN THE STATE

18 deaths reported this week - highest death recorded in a single week

## COMORBIDITIES ASSOCIATED AMONG COVID-19 DEATHS IN NAGALAND

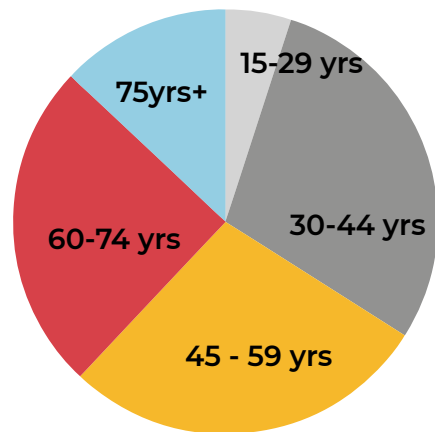


Diabetes and hypertension are the most commonly associated comorbidities among the deaths in the state. Hence, vaccination of high risk was prioritised.

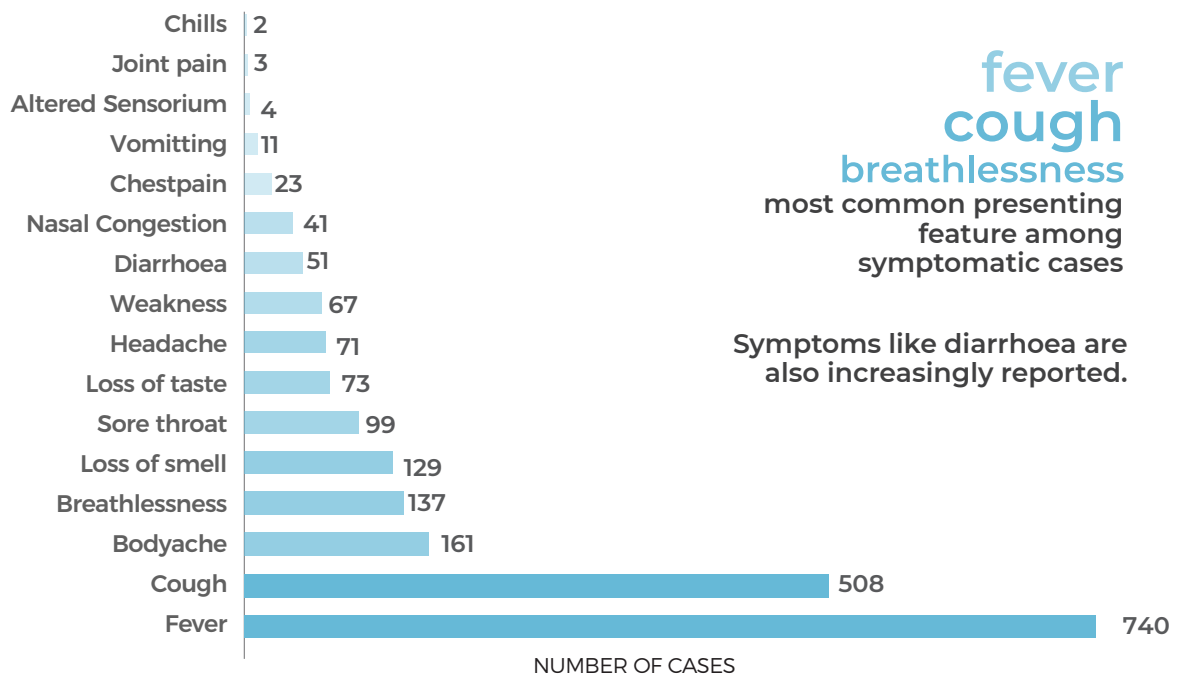
More than one comorbidity can be associated with a patient.

## DISTRIBUTION OF DEATHS BY AGE GROUP

Age Group	Percentage
<14	0 %
15 - 29 yrs	5 %
30 - 44 yrs	29 %
45 - 59 yrs	28 %
60 - 74 yrs	25 %
>75	13 %
<b>TOTAL</b>	<b>100%</b>



## CLINICAL SYMPTOMS REPORTED AMONG CONFIRMED CASES IN THE STATE



**ANYONE WITH ANY OF THESE REPORTED SYMPTOMS SHOULD ISOLATE AND GET TESTED.**

This becomes vital in high-risk settings like offices, colleges or schools to avoid a super spreader event

## DISTRIBUTION OF POSITIVE TRACED CONTACTS BY OCCUPATION AND SELF-TEST

Occupation/Place of infection	Cases	Percentage
Household contacts	1939	26 %
Government employees	1371	19 %
Students	1459	20 %
Self employed	1444	20 %
Teachers/professors	144	2 %
Unemployed	291	4 %
Prison contacts	139	2 %
Training Centre	114	2 %
Random Test	78	1 %
Migrant workers	76	1 %
Convent contacts	65	1 %
Church contacts	45	0.6 %
Bank Staff	43	0.6 %
Football players	28	0.4 %
Bakery/Restaurant employee	30	0.4 %
Taxi Drivers	32	0.4 %
Shelter home	18	0.2 %
Automobile Service Centre staff	14	0.2 %
Media persons	9	0.1 %
NGO staff	8	0.1 %
Airline staff	2	0.03 %
Symptomatic/ Pre-op/Self-test Random /Travel purpose	2075	28 %
<b>TOTAL</b>	<b>7,349</b>	<b>100%</b>



## DISTRICT WISE COVID 19 SITUATIONAL LEVEL (1-7 MAY 2021)

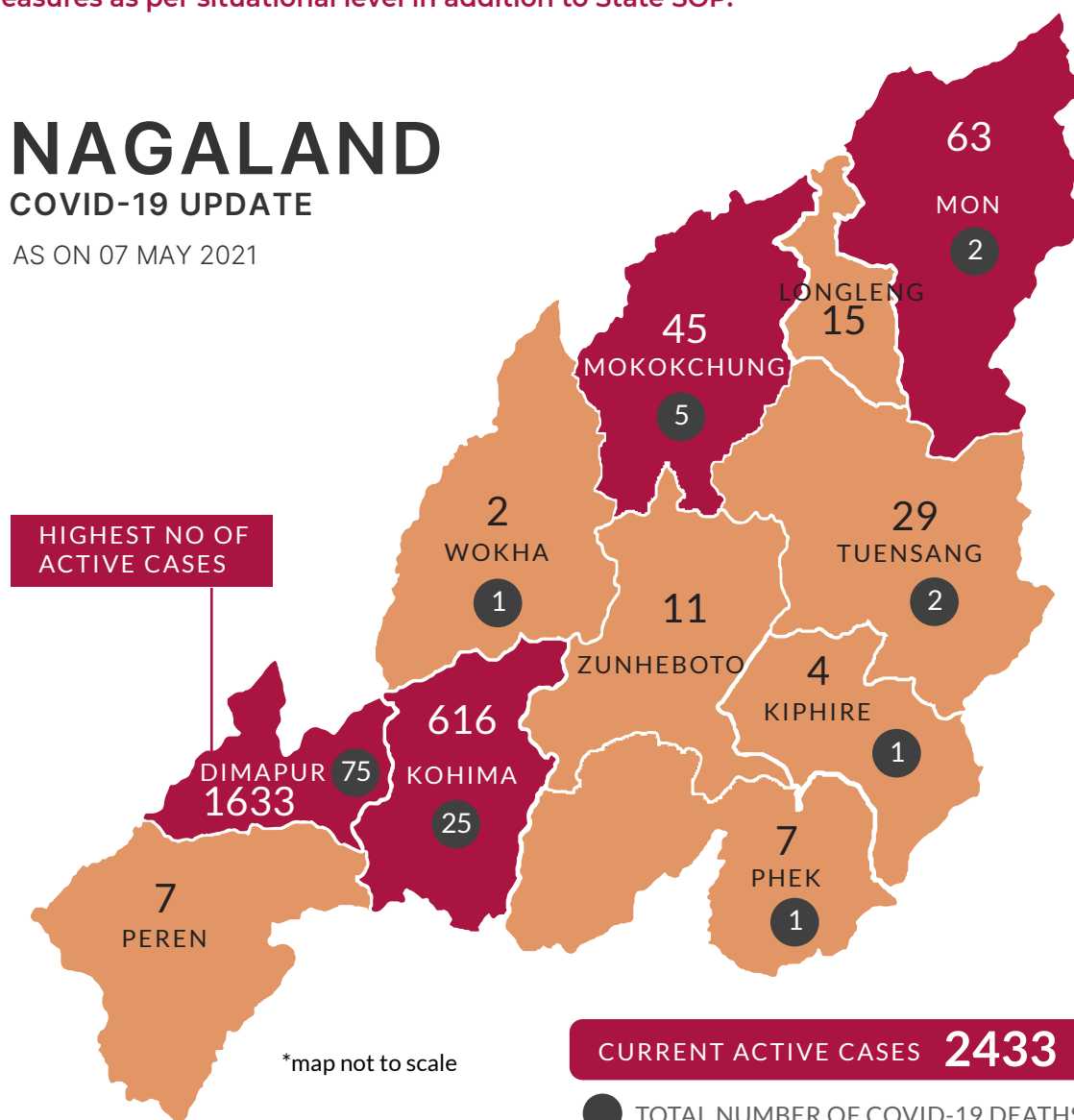
District	Active Cases as on 7 May 2021	Weekly NEW CASES	Total Deaths till date	Weekly Deaths	Weekly Covid-19 Hospital Admissions	Weekly Samples Tested	Weekly Sample Positivity Rate %
Dimapur	1633	991	75	12	124	1970	50 %
Kohima	616	468	25	3	18	1215	39 %
Mon	63	57	2	1	7	426	13 %
Mokokchung	45	33	5	1	3	271	12 %
Tuensang	29	20	2	0	2	316	6 %
Longleng	15	10	0	0	0	134	7 %
Zunheboto	11	9	0	0	4	108	8 %
Peren	7	6	0	0	0	69	9 %
Phek	7	7	1	1	2	174	4 %
Kiphire	4	2	1	0	0	68	3 %
Wokha	3	1	1	0	0	30	3 %
STATE	2433	1604	112	18	160	4781	34 %

**DTF of respective districts have been advised to undertake Public Health and Safety Measures as per situational level in addition to State SOP.**

# NAGALAND

## COVID-19 UPDATE

AS ON 07 MAY 2021



*\*For data reporting, Noklak is covered under Tuensang district as there is no separate surveillance unit yet for the district.*



# LET'S STOP COVID-19!



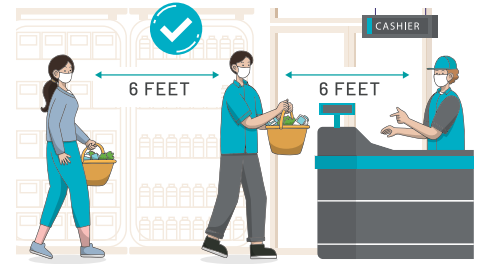
**GET VACCINATED**



**WEAR MASK**



**WASH HANDS**



**WATCH DISTANCE**

## COVID-19 VACCINATION

for all citizens 45 years and above




### **REGISTRATION**

at vaccination center  
or online at  
**WWW.COWIN.GOV.IN**  
select preferred Covid19  
Vaccination Center (Govt./Pvt.)



### **CONFIRMATION**

1 - SMS on registration  
2 - SMS with date, time &  
place of vaccination  
3 - SMS after 1<sup>st</sup> dose &  
next due date & time




### **VACCINATION**

carry photo ID proof for  
verification.


**VACCINATION AT GOVERNMENT FACILITIES IS FREE!**

 [www.nagahealth.nagaland.gov.in](http://www.nagahealth.nagaland.gov.in)

 [www.covid19.nagaland.gov.in](http://www.covid19.nagaland.gov.in)

 [www.nsdma.nagaland.gov.in](http://www.nsdma.nagaland.gov.in)

 @MyGovNagaland

 @HealthNagaland

 Coronaga

  
**DR. NEIKHRIELIE KHEMIAO**

Principal Director  
H&FW, Nagaland

#### Bibliography:

DoHFW, Nagaland; COVID-19 War Room, Nagaland; MoHFW; WHO; WCO Nagaland; NCDC, New Delhi;  
CDC, Atlanta; Bloomberg ; NEJM; BMJ