



Global Epidemiological update

Global cases continue to increase for the sixth consecutive week with 4.3 million cases reported in the past week as confirmed cases reached 133 million. More than 2.8 million deaths have been reported as of date. Maximum increase in deaths have been reported from the South East Asia region. India reported the highest number of cases globally in the past week (WHO situation reports).

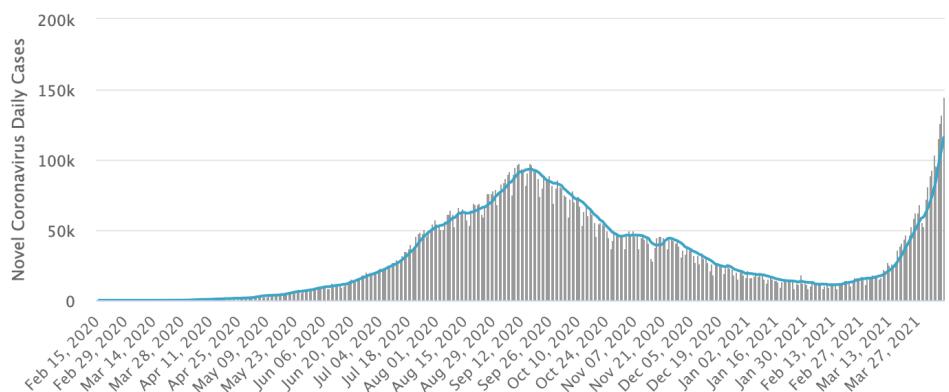
INDIA'S SECOND WAVE

Highest number of cases reported last week globally

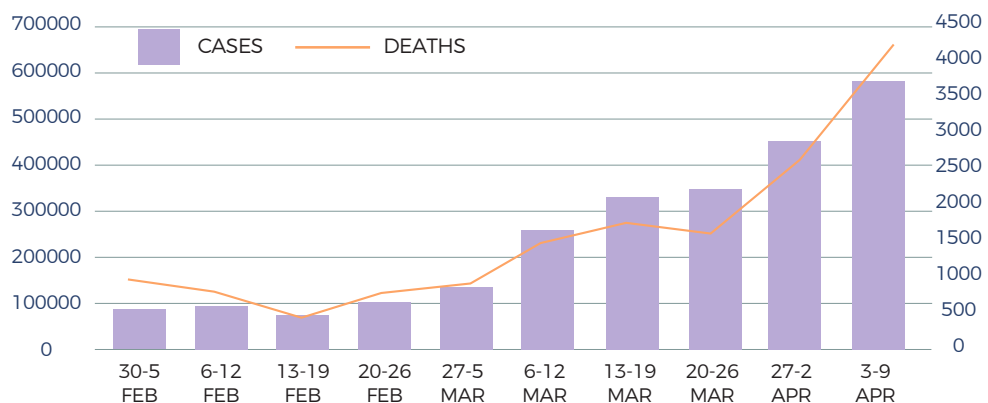
"Maharashtra, Chhattisgarh, Uttar Pradesh, Delhi, Karnataka, Kerala, Madhya Pradesh, Tamil Nadu, Gujarat and Rajasthan have shown a rise in the COVID daily new cases. **83.29%** of the new cases are reported from these 10 states."- GOI.

Six states have already imposed partial lockdowns to curb transmissions. **The next four weeks will be critical in India's response against the second wave as per experts from NITI Aayog.**

India: Daily new cases and 7 day Moving average



India: Weekly New Cases



as on 9 April 2021

NO OF DOSES GIVEN

Covid-19 Vaccine

World 748 million

India 94.3 million

Nagaland 1,08,565

VACCINATION FESTIVAL in India 11 - 14 April 2021

With the urgency to vaccinate the high-risk groups (45 years and above, Healthcare and frontline workers) in the wake of the emerging COVID-19 situation, the country will observe four days Vaccination Festival from 11th -14th April 2021. India has already administered 9.4 crore doses of the COVID-19 vaccine across the country.

The state will observe the same by setting up vaccination centers at workplaces with higher beneficiaries in the coming days. There will be intensification of IEC activities during the mentioned period. All vaccination activities will be carried out with strict adherence to COVID-19 safety measures.

Every citizen has a role in preventing the second wave

As the threat of a second wave knocks at our door, all citizens are equally responsible in breaking the chain of transmission. The threat of a spike in infections is much more now as borders are open along with relaxations of many SOPs. Laxity and fatigue in adherence to COVID-19 appropriate behaviors are major threats to the state. Citizens must understand that there is also tremendous fatigue among healthcare and frontline workers and all cooperation and support will be needed at this vital phase.

All travelers should have a negative test on arrival, COVID-19 vaccination certificate or observe 10 days quarantine as in SOP. The community should also keep a check on travelers in respective wards/ villages/ colonies for adherence to SOPs.

Wearing a mask, maintaining physical distancing and hand hygiene along with vaccination of the most vulnerable is critical at this juncture.

CASE FATALITY RATE OR DEATH RATE OF 45 YEARS AND ABOVE IN THE STATE IS MUCH HIGHER AT 2.6 % THAN THE OVERALL RATE OF 0.66%. VACCINES OFFER THE BEST CHANCE AGAINST SEVERE DISEASE OR DEATH AND ALL ELIGIBLE CITIZENS SHOULD GET PROTECTED AT THE EARLIEST. COVID-19 is not 'just a flu'.

Global | National | Regional | State

Covid 19 Cases	Confirmed cases	Deaths	Death Rate
World	13,35,52,774	28,94,295	2.17%
India	1,28,92,900	1,67,642	1.30%
Nagaland	12,388	81	0.65%

As on 9 April 2021

In the past week:

World: 43,37,595 cases and 74,197 deaths.

India: 5,89,769 cases and 4,246 deaths.

Nagaland: 27 cases and 0 deaths.

COVID-19 VACCINATION IN NAGALAND

Source: UIP, DHFW

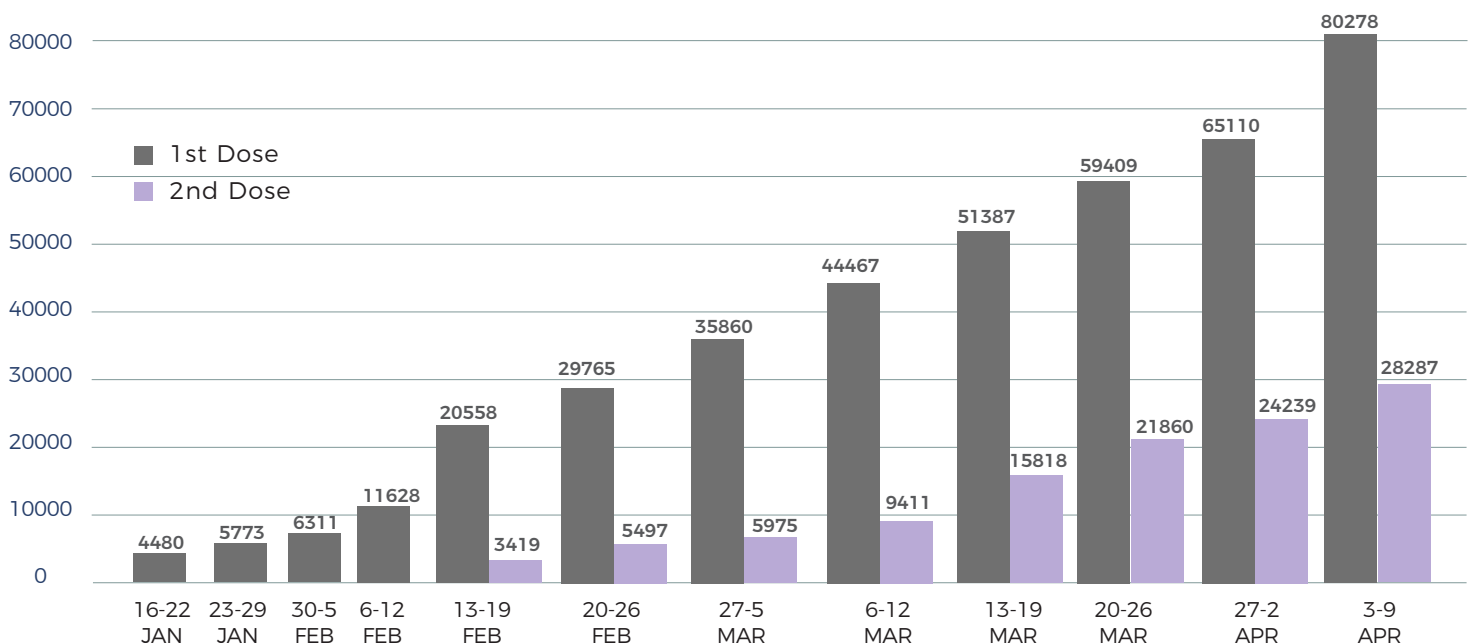
District	Total doses administered
Dimapur	31889
Kohima	19743
Mokokchung	9845
Phek	8804
Mon	7966
Tuensang	6850
Wokha	6698
Zunheboto	5742
Peren	3920
Longleng	3596
Kiphire	3512
State	1,08,565

Category	Total doses administered
60 years and above 1st dose	17151
60 years and above 2nd dose	736
45-59 years 1st dose	11704
45-59 years 2nd dose	402
Healthcare workers 1st Dose	12520
Healthcare workers 2nd Dose	8723
Frontline workers 1st Dose	38903
Frontline workers 2nd Dose	18426
State	1,08,565

MORE THAN 1 LAKH DOSES ADMINISTERED IN THE STATE!

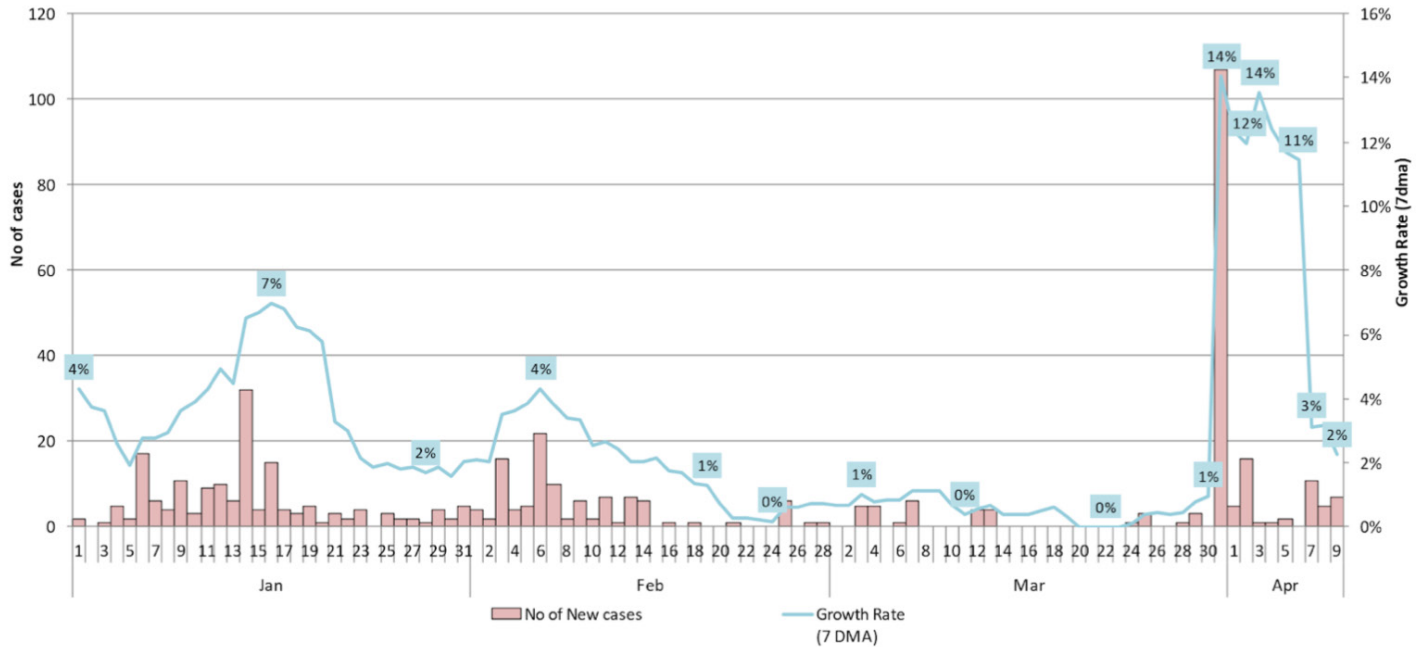
The past week recorded the maximum doses administered in a single week. 19,216 doses were administered in the week and 1,08,565 doses have been administered till date across 1895 sessions (Source: UIP, DHFW)

TOTAL BENEFICIARIES



DAILY CASES AND GROWTH RATE (7DMA)

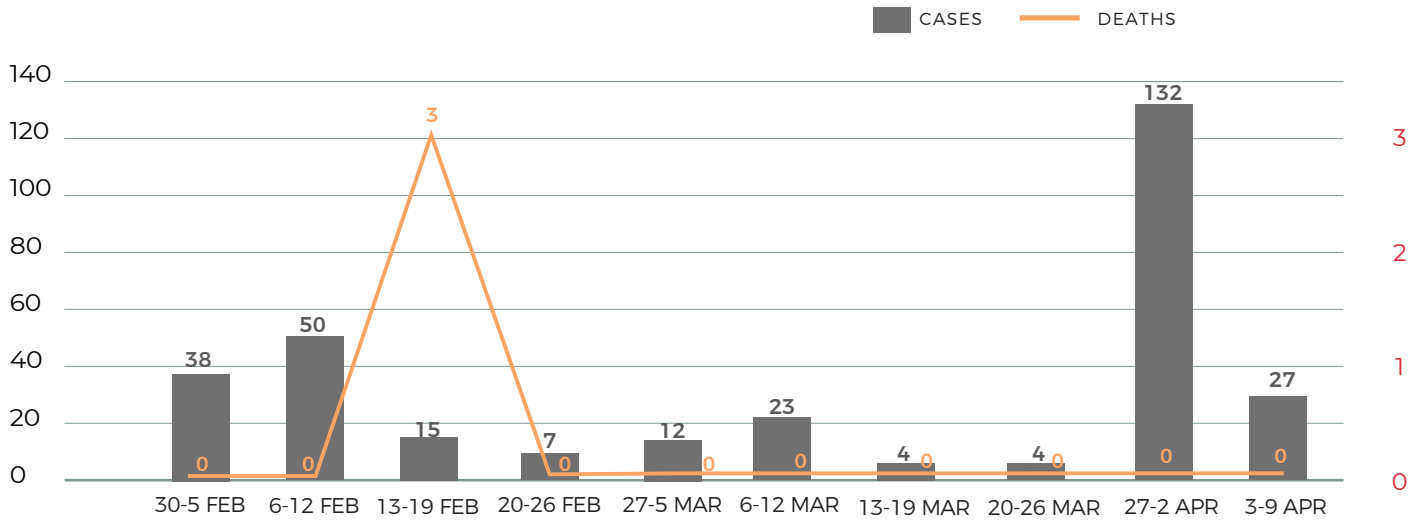
No of cases with Growth Rate (7dma), for the period Jan 2021 to 9 April 2021
 Total cases = 12388, Current Growth Rate (7dma = 2%)



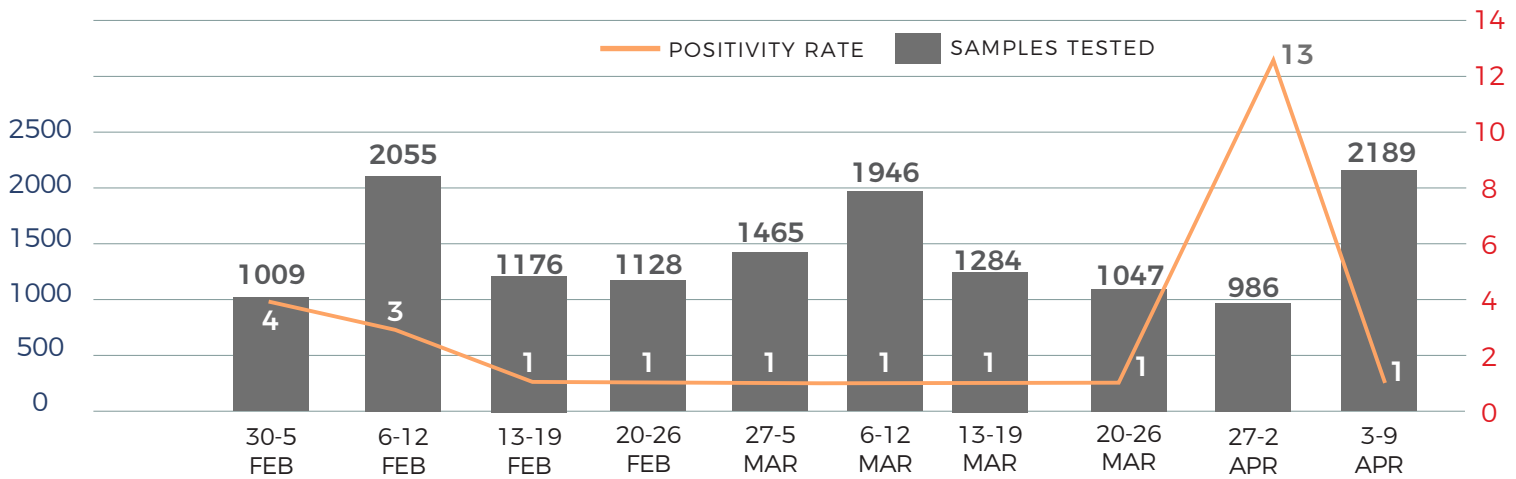
CONFIRMED CASES (weekly data)

27 confirmed cases this week

WEEKLY DATA OF CONFIRMED CASES AND DEATHS



WEEKLY DATA ON SAMPLE TESTING & SAMPLE POSITIVITY RATE



CONFIRMED CASES THIS WEEK

Age Group	Cases
Traced Contacts/Self-test	20
Travelers	7
Armed forces/ Security	0
Frontline workers	0
TOTAL	27

2189 samples were tested last week with a positivity rate of 1%

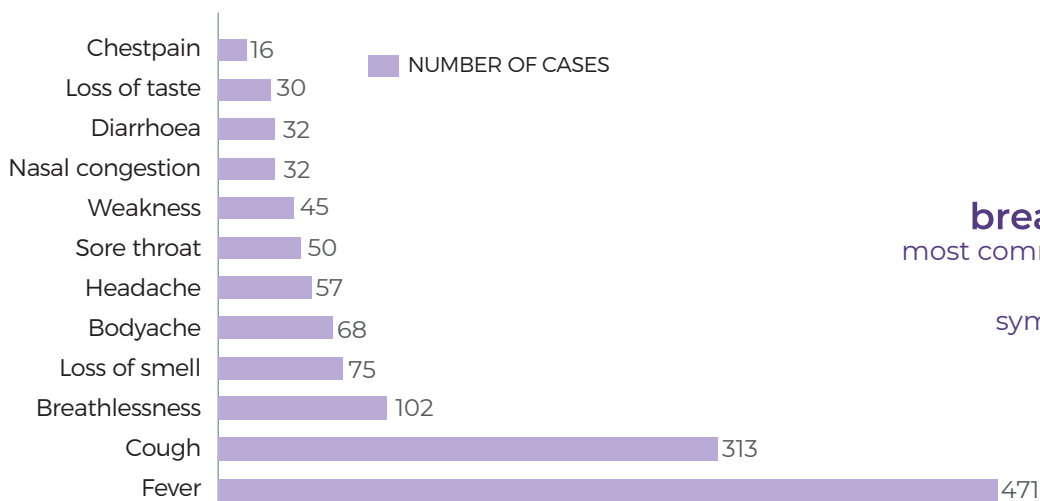
Test Type	No of tests	%
RT PCR	408	19
TRUENAT	82	4
RAT	1699	77
TOTAL	2189	100%

DATA AS ON 9 APRIL 2021

COVID DEATHS IN THE STATE

Characteristics	Number	%
■ Case Fatality Rate \leq 44 years	24/10154	0.23
■ Case Fatality Rate \geq 44 years	57/2207	2.6
■ Median age of deaths	55 yrs (range 24-90 yrs)	
■ Age group of deaths		
24 - 44 yrs	24/81	30
45 - 90 yrs	57/81	70
■ Deaths with comorbidity	71/81	88
■ Deaths with pregnancy	1/22	5
■ Place of death		
Hospital	74/81	91
Home	4/81	5
On the way to hospital	2/81	2
Brought dead	1/81	1

CLINICAL SYMPTOMS REPORTED AMONG CONFIRMED CASES IN THE STATE



fever
cough
breathlessness
most common presenting
feature among
symptomatic cases

ANYONE WITH ANY OF THESE REPORTED SYMPTOMS SHOULD ISOLATE and get tested.

This becomes vital in high-risk settings like offices, colleges or schools to avoid a super spreader event

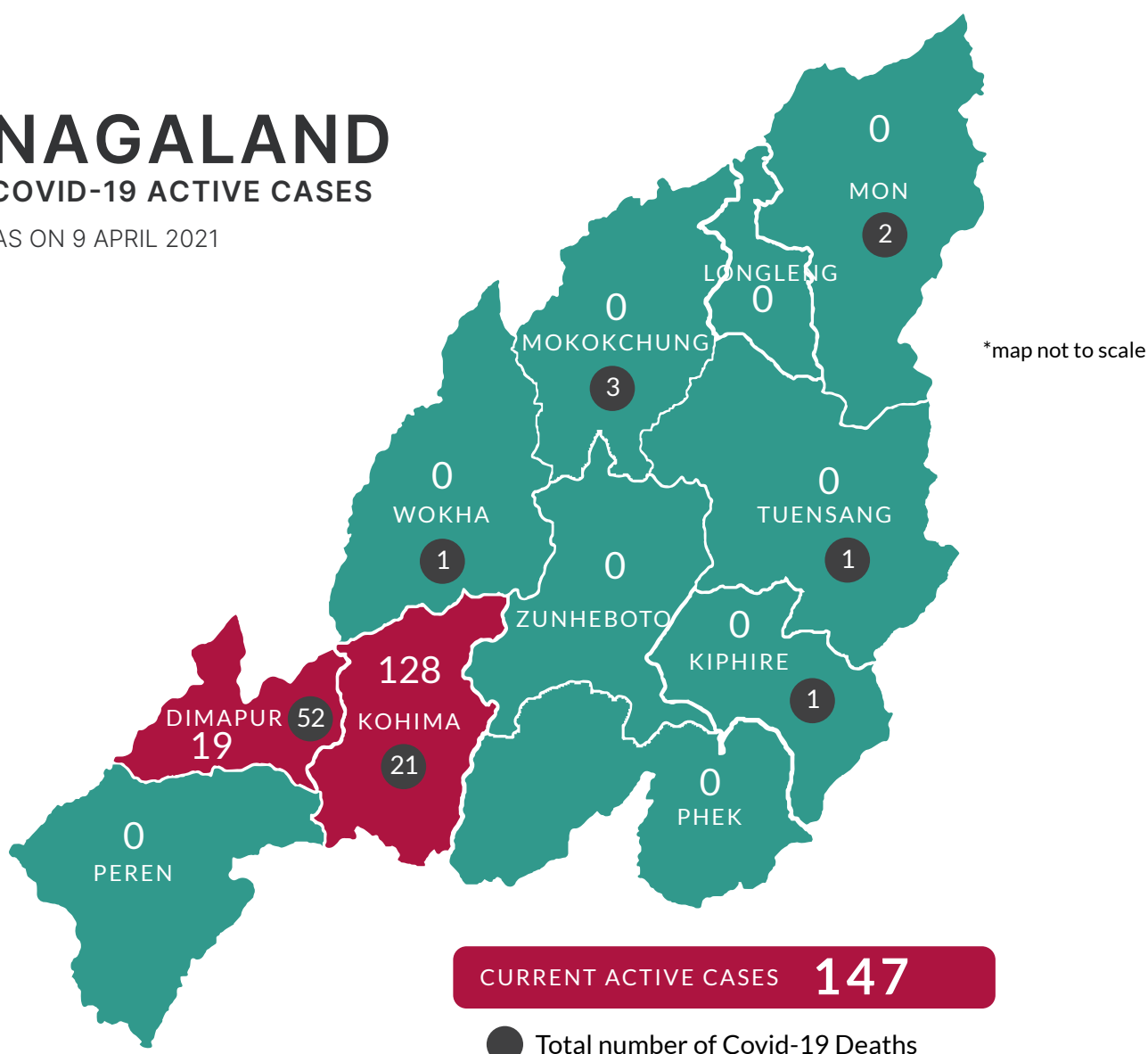
DISTRICT DISTRIBUTION OF ACTIVE CASES AND SAMPLING

District	Total Cases	Active Cases	Deaths	Samples Tested	Tests per thousand population	Positivity Rate
Kohima	4036	128	21	39417	142	10 %
Dimapur	6507	19	52	56230	144	12 %
Kiphire	41	0	1	1365	18	3 %
Longleng	19	0	0	1327	25	1 %
Mokokchung	195	0	3	5860	29	3 %
Mon	605	0	2	13964	54	4 %
Peren	507	0	0	6078	62	8 %
Phek	47	0	0	3184	19	1 %
Tuensang	250	0	1	6448	32	4 %
Wokha	39	0	1	1732	10	2 %
Zunheboto	142	0	0	2352	16	6 %
STATE	12388	147	81	137957	68	9 %

NAGALAND

COVID-19 ACTIVE CASES

AS ON 9 APRIL 2021



*For data reporting, Noklak is covered under Tuensang district as there is no separate surveillance unit yet for the district.

LET'S STOP COVID-19!



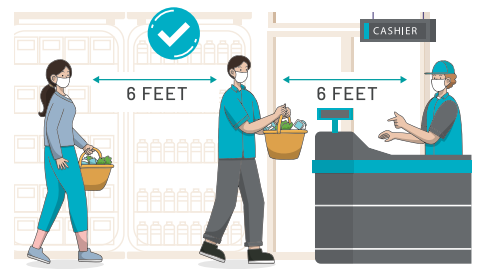
GET VACCINATED



WEAR MASK



WASH HANDS



WATCH DISTANCE

from 1st March 2021

COVID-19 VACCINATION

for all citizens 45 years and above



REGISTRATION

at vaccination center
or online at
WWW.COWIN.GOV.IN
select preferred Covid19
Vaccination Center (Govt./Pvt.)



CONFIRMATION

- 1 - SMS on registration
- 2 - SMS with date, time & place of vaccination
- 3 - SMS after 1st dose & next due date & time




VACCINATION

carry photo ID proof for
verification.

VACCINATION AT GOVERNMENT FACILITIES IS FREE!

 www.nagahealth.nagaland.gov.in

 www.covid19.nagaland.gov.in

 www.nsdma.nagaland.gov.in

 @MyGovNagaland

 @HealthNagaland

 Coronaga


(DR. KEVICHÜSA MEDIKHRÜ)

Principal Director
Department of Health and Family Welfare
Kohima: Nagaland

Bibliography:

DoHFW, Nagaland; COVID-19 War Room, Nagaland; MoHFW; WHO; WCO Nagaland; NCDC, New Delhi;
CDC, Atlanta; Bloomberg ; NEJM; BMJ