

COVID-19 WEEKLY BULLETIN



Global Epidemiological Update

After a global decline in cases for 7 consecutive weeks, a slight increase in new cases has been reported. All regions except the Americas have reported an increase in cases with maximum increase observed in the European region. Africa recorded the highest percent increase in new deaths the past week. WHO has named four reasons for the global increase in cases;

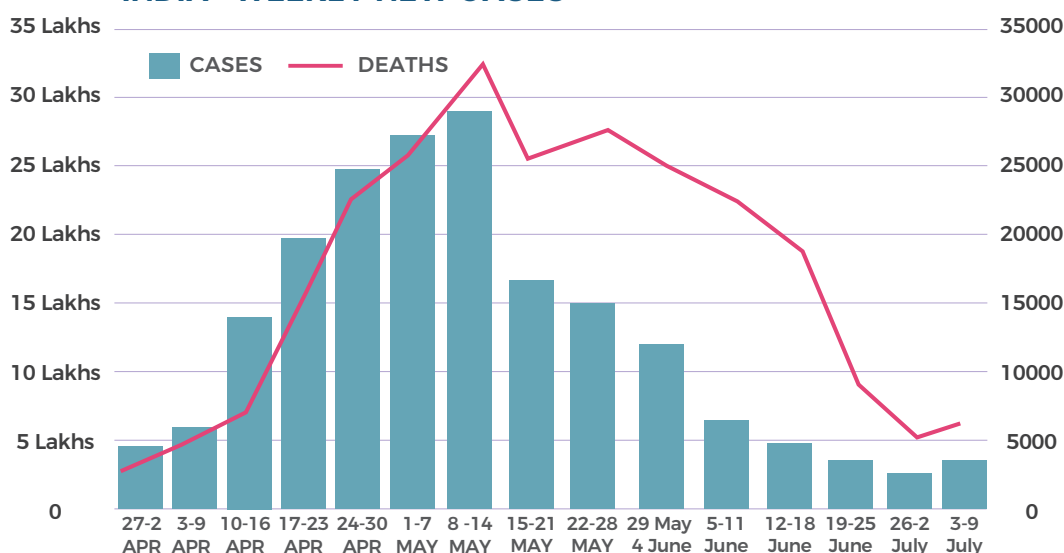
1. The virus itself with new variants
2. Increased social mixing/ events across continents
3. Reduced adherence to COVID-19 appropriate behaviours/ Public Health and Social Measures
4. Vaccine Inequity

National Update

A total of 3.37 lakh cases and 6,833 deaths were reported from the last 7 days with a slight increase in the number of cases and deaths.

More than 50% of infections have been reported from Kerala and Maharashtra.

INDIA: WEEKLY NEW CASES



As on 09 JULY 2021

Global | National | State

Variables	Confirmed cases	Deaths	Death Rate	Total Covid-19 Vaccine Doses given
World	18,52,91,530	40,10,834	2.16%	3.07 billion
India	3,07,95,716	4,07,145	1.32%	37.21 crores
Nagaland	25,787	493	1.91%	5.96 lacs

As on 09 JULY 2021

North Eastern States

State	Active Cases	Total Deaths
Assam	23036	4788
Manipur	6610	1251
Meghalaya	4391	899
Mizoram	4324	103
Tripura	4154	712
Arunachal Pradesh	3557	186
Sikkim	2177	312
Nagaland	975	493

In the past week:

World: 29,72,269 cases and 56,510 deaths.

India: 3,37,465 cases and 6,833 deaths.

Nagaland: 405 cases and 9 deaths.

WHO approves IL-6 Receptor Blockers (Tocilizumab and Sarilumab) for Covid-19 Treatment

WHO has approved Interleukin -6 receptor blockers as lifesaving in patients who are severely or critically ill with COVID-19 especially when administered alongside Corticosteroids. Data from 10,000 patients over 27 clinical trials were analyzed to come to the conclusion.

“This means that there will be 15 fewer deaths per thousand patients, and as many as 28 fewer deaths for every thousand critically ill patients. The odds of mechanical ventilation among severe and critical patients are reduced by 28%, compared with standard care. This translates to 23 fewer patients out of a thousand needing mechanical ventilation.”- WHO.

However, access and affordability of these drugs remain a challenge in most countries.

Covid-19 Vaccines found to be highly effective against Covid-19 deaths among Police Personnel in Tamil Nadu

A study published in the Indian Journal of Medical Research shows that two doses of Covid-19 vaccines were effective in preventing Covid-19 deaths by 95% and a single dose by 82% among police personnel in Tamil Nadu during the second wave.

SCALING UP TESTING FOR COVID-19 WILL HELP US AVOID DEATHS AND LOCKDOWNS.

Nagaland has one of the lowest testing rates in the country mainly attributed to reluctance in naming contacts by a positive case and symptomatic people not coming forward for testing. Stigma around Covid-19 has been detrimental to the whole process. **We are in the middle of a pandemic and anyone with fever, cold, cough etc should be treated as Covid-19 positive unless tested and proven otherwise.** Unless we come forward and test, the following is likely to happen:

- The virus will continue to circulate in the community and cause surge or deaths when the right conditions are met.
- We will continue to have lockdowns and face economic hardships.
- You could be the link in the transmission leading to cases and deaths.
- New variants will come up and circulate undetected.

“Knowing your COVID-19 status is extremely critical to monitor your health and symptoms as ‘TIMING’ of medical interventions is the difference between life and death in COVID-19 management. Even in Children, more serious complications like MIS-C can be diagnosed and managed more effectively if COVID-19 status of the child is known.”

- 69,957 vaccine doses administered this week is the highest number of doses administered in a single week till date.
- The Weekly Sample Positivity rate has gone down to 6% but Kohima, Mokokchung and Wokha reported weekly positivity rate of more than 10%
- 243 children below 5 years were tested positive in 2021 compared to 171 in 2020. However, no deaths below 5 years have been reported till now in the state.
- 2519 out of 25,787 cases (10%) are classified as symptomatic till date. 90% did not have any symptoms.
- The most common presenting Symptom among confirmed cases is fever (68%), cough (47%), followed by difficulty in breathing, loss of smell, bodyache etc. **Anyone with such symptoms should be immediately isolated and tested.**
- In 2021, 139 out of 421 deaths (33%) died within 1 day of admission in Covid-19 hospitals signifying very late arrival to hospitals with too advanced symptoms.
- 30 deaths were reported from Home Isolation in the second wave.

COVID-19 VACCINATION

COVID-19 WEEKLY BULLETIN

5.96 lakh vaccine doses have been administered across the State

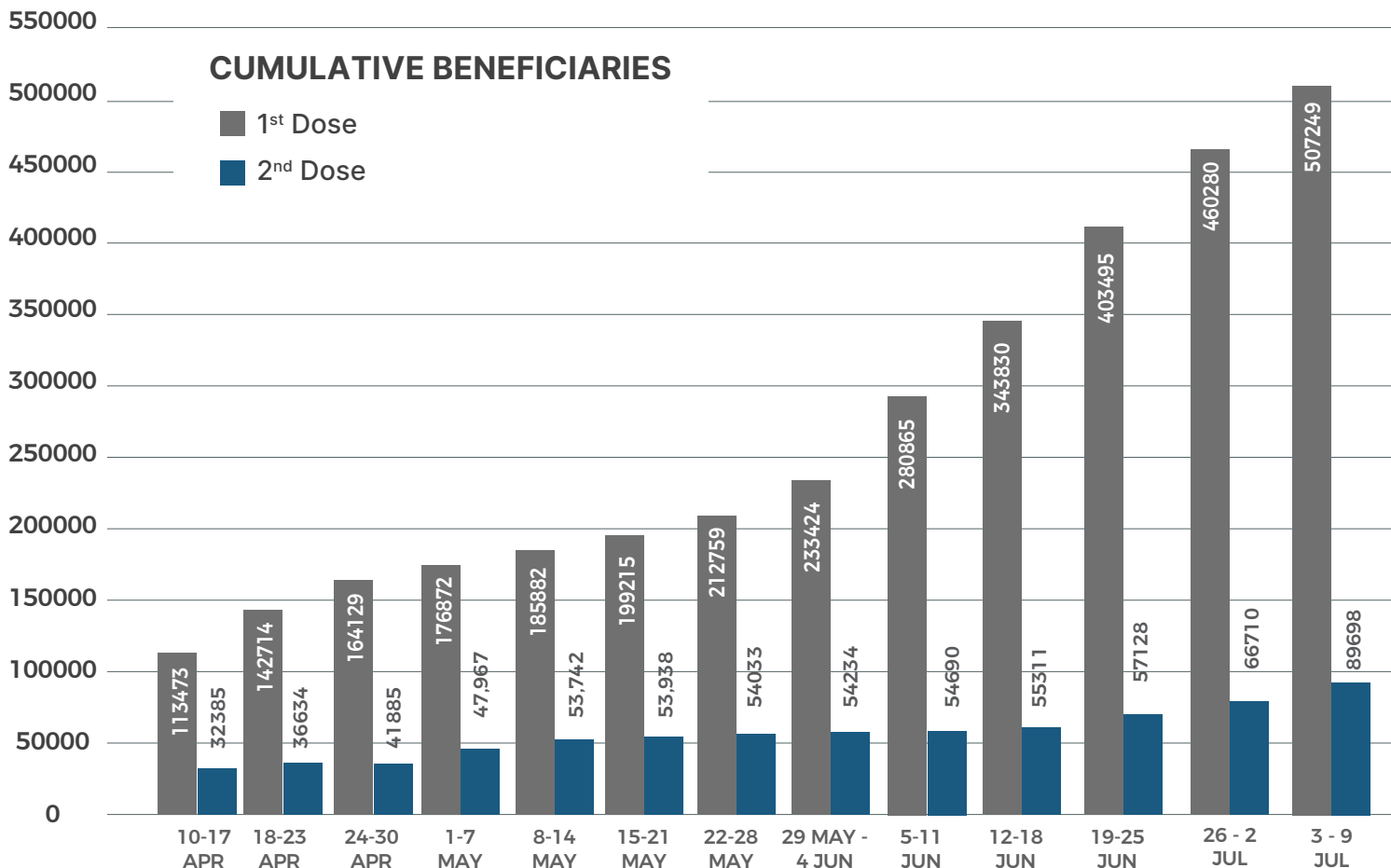
69,957 doses administered the past week.

Category	1 st Dose	2 nd Dose
45 years and above	1,62,856	47,094
18 to 44 Years	2,68,235	124
Healthcare workers	15,851	11,056
Frontline workers	60,307	31,424
Total	5,07,249	89,698

District	Total doses administered	Total Doses administered in the last 7 days	1 st dose Coverage of 18+ population
Dimapur	195731	26935	77 %
Kohima	98300	8232	53 %
Longleng	21467	1992	50 %
Mokokchung	64765	8633	38 %
Zunheboto	34596	1427	32 %
Mon	55215	5821	31 %
Phek	34520	5582	27 %
Wokha	32247	3659	25 %
Peren	18133	2226	25 %
Tuensang	30440	3816	22 %
Kiphire	11533	1634	18 %
State	5,96,947	69,957	41%

Pregnant mothers are now allowed to be vaccinated in India after intensive studies as the risk of Covid-19 disease far outweighs any possible risk of vaccination.

**Coverage is based on census and is subject to accuracy of census population, migration and other factors. Coverage will also vary by coverage of frontline and healthcare workers.*

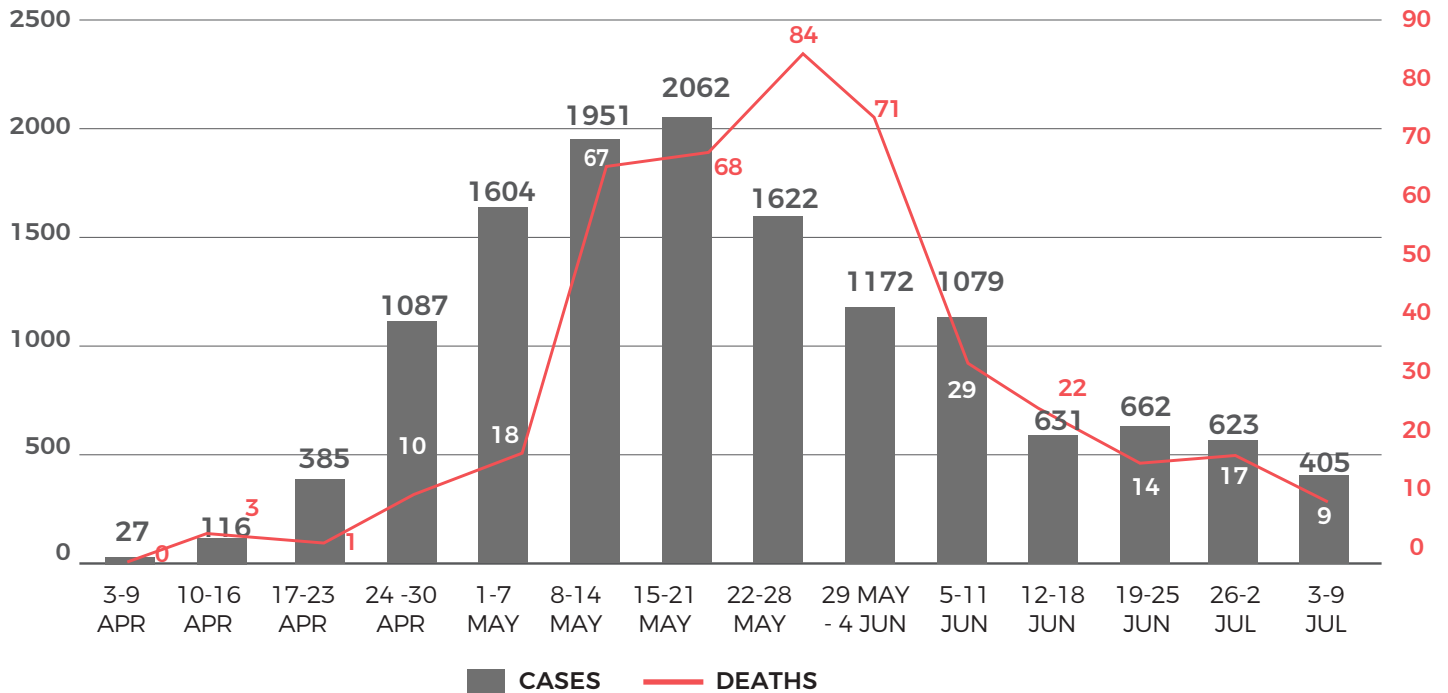


CONFIRMED CASES (weekly data)

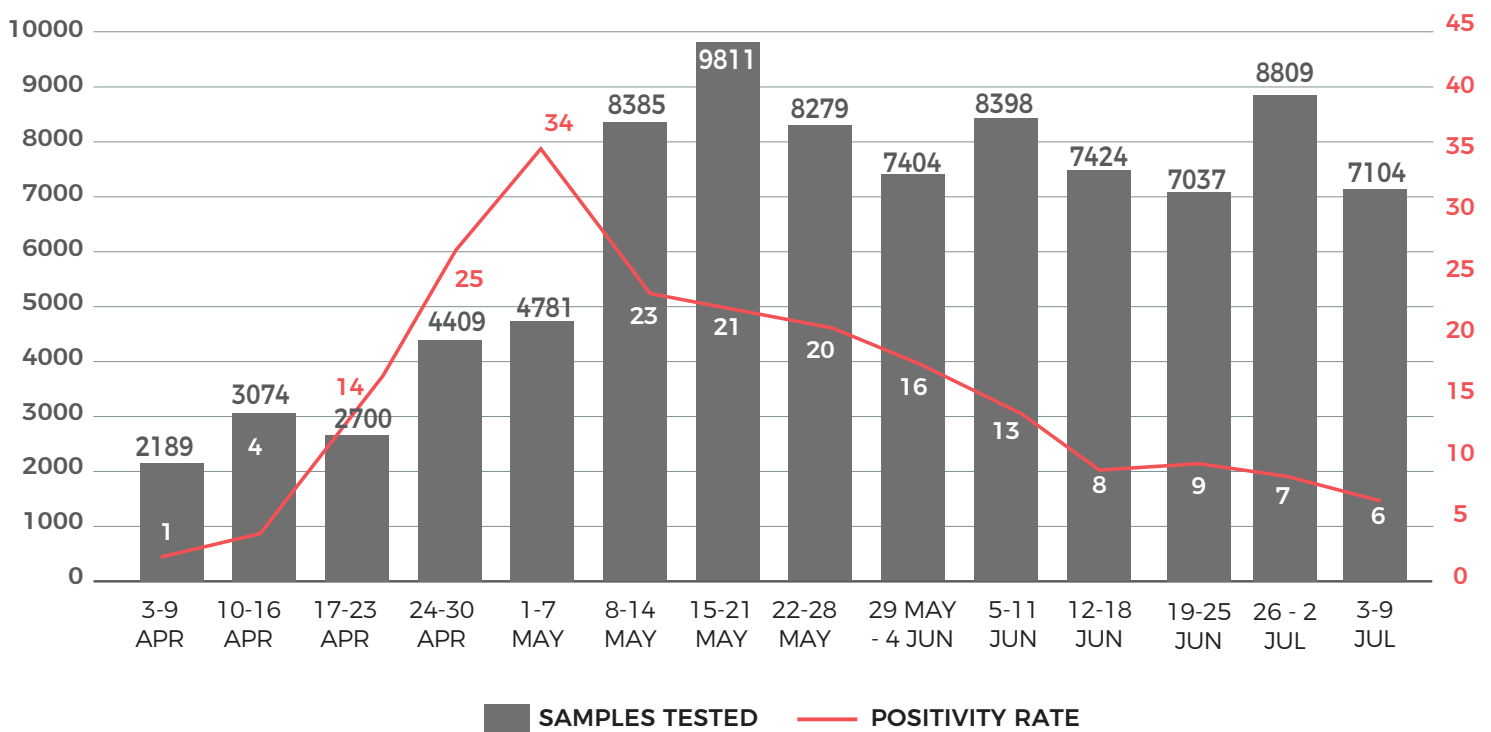
COVID-19 WEEKLY BULLETIN

405 confirmed cases this week

WEEKLY DATA OF CONFIRMED CASES AND DEATHS



WEEKLY DATA ON SAMPLE TESTING & SAMPLE POSITIVITY RATE



7104 samples were tested the past week with a weekly positivity rate of 6%.

CONFIRMED CASES THIS WEEK

Category	Cases	%
Self-Test/ Random Test	196	48%
Traced Contacts	143	35%
Frontline Workers	39	10%
Travellers	16	4%
Security personnel	11	3%
TOTAL	405	100%

Test Type	No of tests	%
RT PCR	804	12%
TRUENAT	1225	17%
RAT	5075	71%
TOTAL	7104	100%

WEEKLY NEW CASES DISTRICT WISE (MAY-JUNE 2021)

DISTRICT	15 - 21 MAY	22 - 28 MAY	29 MAY - 4 JUNE	5 - 11 JUNE	12-18 JUNE	19-25 JUNE	26 JUNE - 2 JULY	3 - 9 JULY
Dimapur	901	662	396	186	143	138	147	104↓
Kohima	752	460	296	187	180	180	200	101↓
Mokokchung	79	110	142	396	166	91	116	86↓
Tuensang	47	135	98	106	29	39	40	7↓
Phek	48	95	58	36	17	27	19	19
Zunheboto	62	64	49	42	22	36	23	14↓
Wokha	29	26	40	33	6	20	13	19↑
Mon	89	14	43	55	30	47	13	21↑
Kiphire	10	27	25	12	8	6	11	10
Longleng	28	17	14	20	9	10	0	8↑
Peren	17	12	11	6	21	68	41	16↓

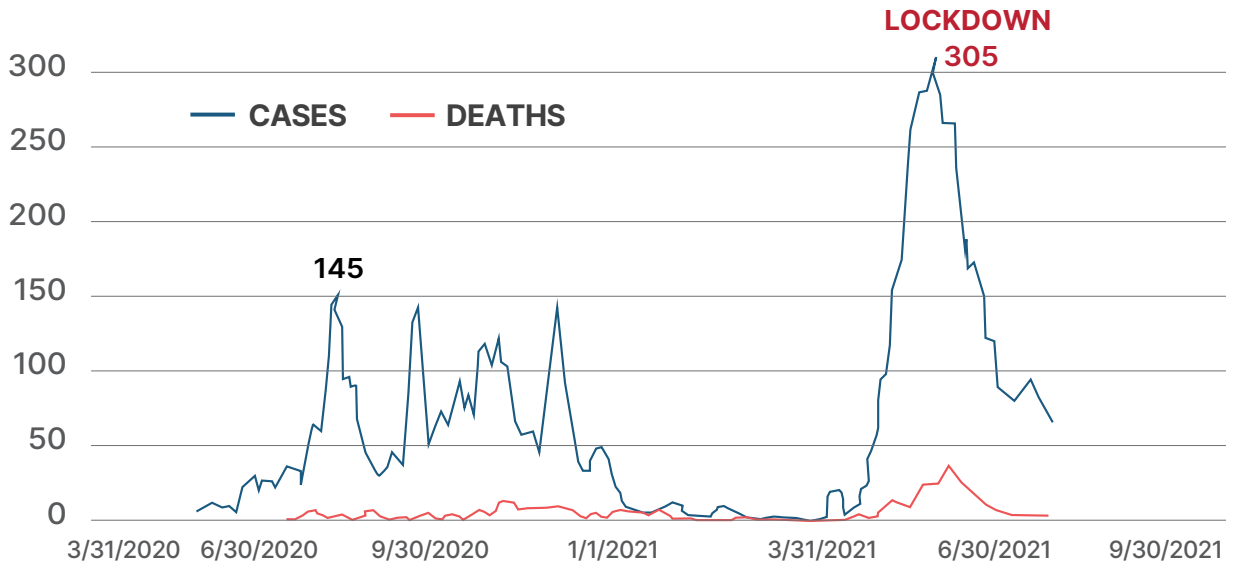
DISTRIBUTION OF CASES BY AGE GROUP

Age Group	2020		2021	
	Cases	%	Cases	%
0.1-1	25	0.2	55	0.4
1.1 -5	146	1	188	1
6-10	189	2	326	2
11-20	1005	8	1626	12
21-30	3579	30	3753	27
31-40	4060	34	3416	25
41-50	1750	15	2105	15
51-60	849	7	1351	10
61-99	324	3	940	7
TOTAL	11,927	100%	13,860	100%

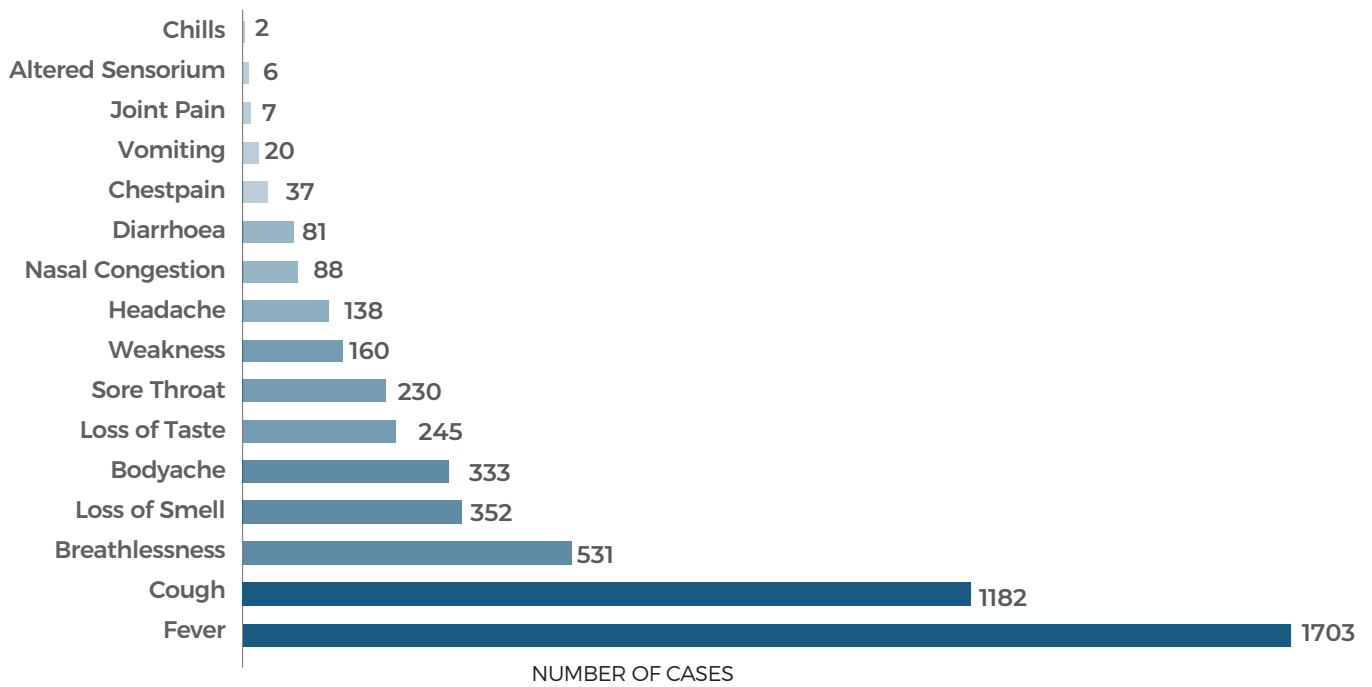
DISTRIBUTION OF CASES BY GENDER

Gender	2020		2021	
	Cases	%	Cases	%
Male	9292	78%	8294	60%
Female	2635	22%	5566	40%
TOTAL	11,927	100%	13,860	100%

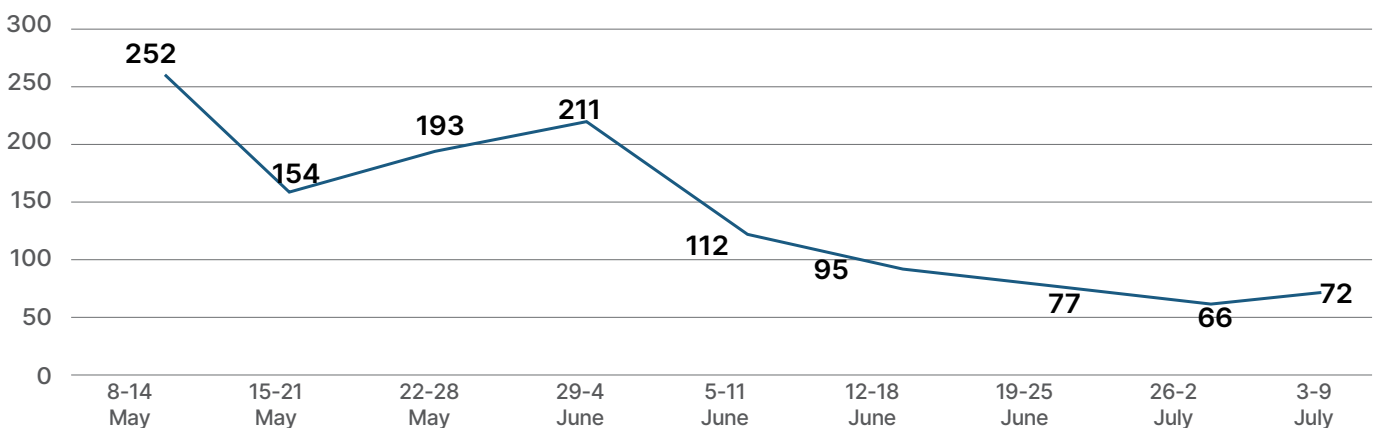
MONTHLY DATA ON TESTING, CASES AND POSITIVITY RATE



COVID-19 SYMPTOMS REPORTED IN THE STATE BY CONFIRMED CASES



WEEKLY COVID-19 HOSPITAL ADMISSIONS



COVID DEATHS IN THE STATE

COVID-19
WEEKLY BULLETIN

17 deaths reported this week

DEATHS BY DURATION OF HOSPITALISATION

TIMING	2020	2021
< 24 hours	9	79
1 day	10	60
2 days	8	40
3-5 days	12	54
6-10 days	14	46
11-15 days	7	32
16-22 days	1	14
On the way to hospital	2	2
Brought dead	0	9
Under Home Isolation	2	30
Not known *	7	53
Leave Against Medical Advice	0	2
TOTAL	72	421

DISTRIBUTION OF DEATHS BY AGE GROUP

Age Group	2020		2021	
	Deaths	%	Deaths	%
< 14	0	0	0	0
15-29	3	4	12	3
30-44	19	26	111	26
45-59	21	29	135	32
60-74	18	25	110	26
>75	11	15	53	13
TOTAL	72	100%	421	100%

DISTRIBUTION OF DEATHS BY GENDER

Gender	2020		2021	
	Deaths	%	Deaths	%
Male	52	72%	299	71%
Female	20	28%	122	29%
TOTAL	72	100%	421	100%

*Not known = yet to receive death summaries

COMORBID STATUS AMONG COVID-19 DEATHS BY AGE GROUP IN NAGALAND

Age Group	Comorbidity	No Comorbidity	Not Known
< 14	0	0	0
15-29	0.6 (3)	0.4 (2)	2 (10)
30-44	9 (44)	2 (9)	16 (77)
45-59	16 (81)	1 (5)	14 (70)
60-74	15 (76)	0.4 (2)	10 (50)
>75	7 (33)	0.8 (4)	5 (27)
TOTAL	48 (237)	5 (22)	47 (234)

WEEKLY SAMPLE POSITIVITY RATE CHANGE IN DISTRICTS

District	15-21 MAY	22-28 MAY	29 MAY - 4 JUNE	5-11 JUNE	12-18 JUNE	19-25 JUNE	26 JUNE - 2 JULY	3 - 9 JULY
Dimapur	34	21	13	8	6	7	6	6
Kohima	33	23	19	12	12	13	15	10
Tuensang	7	17	21	18	7	6	5	2
Mokokchung	22	18	16	28	22	13	19	11
Phek	16	19	14	11	7	9	4	2
Zunheboto	13	25	32	6	3	7	2	3
Mon	8	4	13	8	4	9	2	3
Longleng	16	15	9	11	5	9	0	8
Wokha	8	16	20	9	4	8	7	15
Kiphire	6	16	14	9	10	7	3	4
Peren	12	9	10	7	7	12	9	4
State	21	20	16	13	8	9	7	6

DISTRICT WISE COVID 19 SITUATIONAL LEVEL (03 JUNE - 09 JULY 2021)

District	Active Cases as on 09 July 2021	Weekly New Cases	Growth rate of New Cases (7dma) %	Total Deaths till date	Weekly Deaths	Weekly Covid-19 hospital admissions	Bed Occupancy of Oxygen supported beds % as on 09 JULY 2021	Bed occupancy of ICU beds % as on 09 JULY 2021	Weekly Samples Tested	Weekly Sample Positivity Rate %
Kohima	295	101	0.19	84	1	9	9	12	964	10%
Dimapur	256	104	0.12	314	5	31	4	5	1889	6%
Mokokchung	222	86	0.85	33	1	15	58	50	752	11%
Peren	39	16	0.32	1	0	0	0	0	378	4%
Phek	38	19	0.68	17	0	1	9	0	1033	2%
Mon	37	21	0.3	8	0	4	0	0	755	3%
Kiphire	22	10	0.82	7	0	2	0	0	247	4%
Zunheboto	22	14	0.42	13	0	2	0	0	489	3%
Wokha	21	19	1.16	9	2	6	4	0	131	15%
Tuensang	15	7	0.12	7	0	1	2	0	369	2%
Longleng	8	8	0.75	0	0	1	0	0	97	8%
State	975	405	0.23	493	9	72	6	7	7104	6%

DTF of respective districts have been advised to undertake Public Health and Safety Measures as per situational level in addition to State SOP.

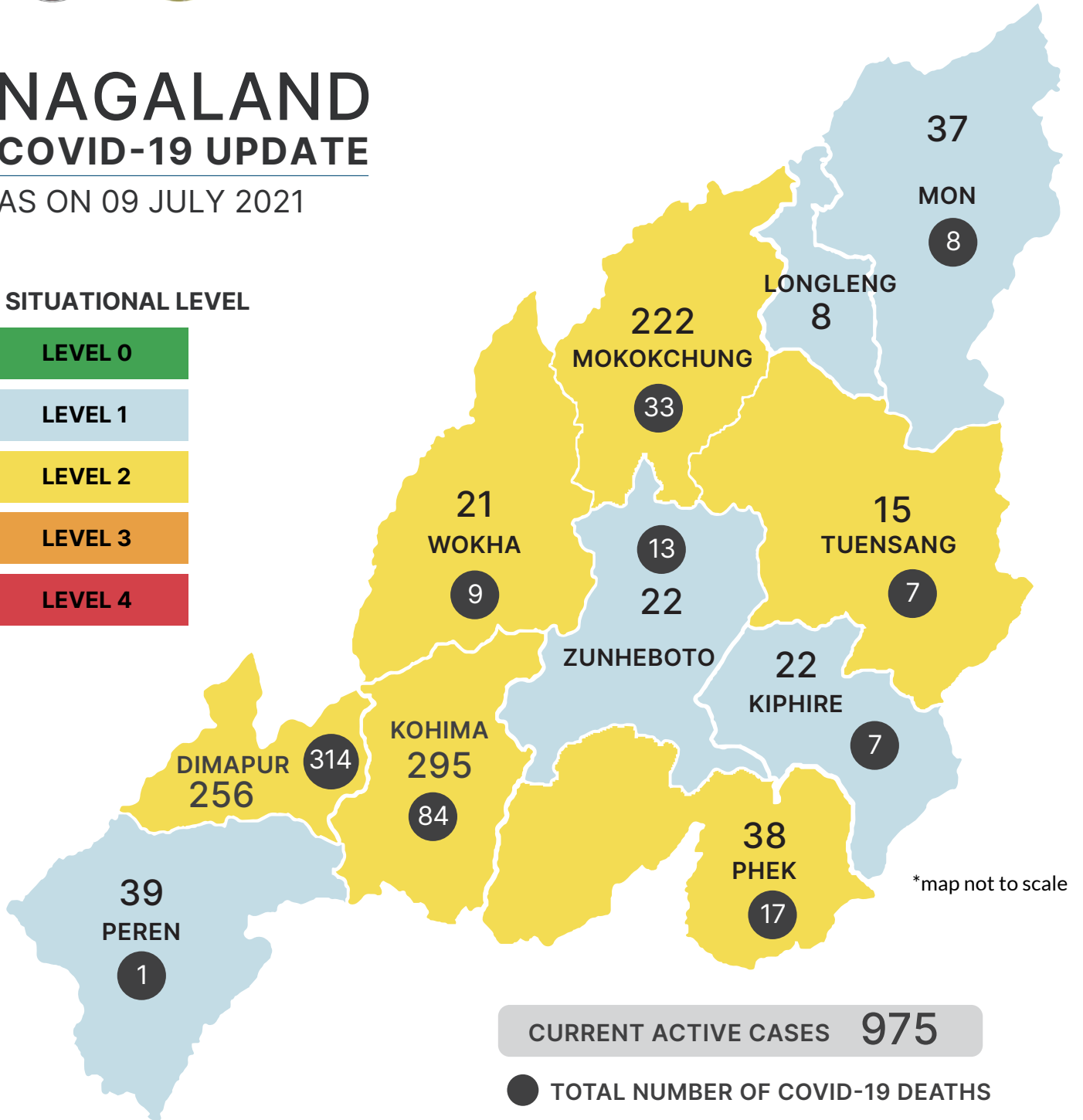


DEPARTMENT OF HEALTH AND FAMILY WELFARE
 INTEGRATED DISEASE SURVEILLANCE PROGRAMME
 KOHIMA: NAGALAND

NAGALAND COVID-19 UPDATE

AS ON 09 JULY 2021

SITUATIONAL LEVEL



*For data reporting, Noklak is covered under Tuensang district as there is no separate surveillance unit yet for the district.

LET'S STOP COVID-19!



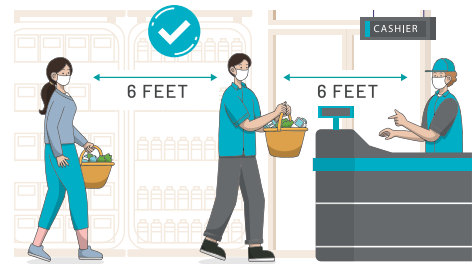
GET VACCINATED



WEAR MASK



WASH HANDS



WATCH DISTANCE

COVID-19 VACCINATION

for all citizens 18 years and above



REGISTRATION

at vaccination center
or online at


WWW.COWIN.GOV.IN

select preferred Covid19
Vaccination Center (Govt./Pvt.)



CONFIRMATION

- 1 - SMS on registration
- 2 - SMS with date, time & place of vaccination
- 3 - SMS after 1st dose & next due date & time



VACCINATION

carry photo ID proof for
verification.

VACCINATION AT GOVERNMENT FACILITIES IS FREE!

 www.nagahealth.nagaland.gov.in

 @MyGovNagaland

 www.covid19.nagaland.gov.in

 @HealthNagaland

 www.nsdma.nagaland.gov.in

 Coronaga



DR. NEIKHRIELIE KHI MIAO
Principal Director
Department of H&FW, Nagaland

Bibliography:

DoHFW, Nagaland; COVID-19 War Room, Nagaland; MoHFW; WHO; WCO Nagaland; NCDC, New Delhi; CDC, Atlanta; Bloomberg ; NEJM; BMJ