

COVID-19

WEEKLY BULLETIN



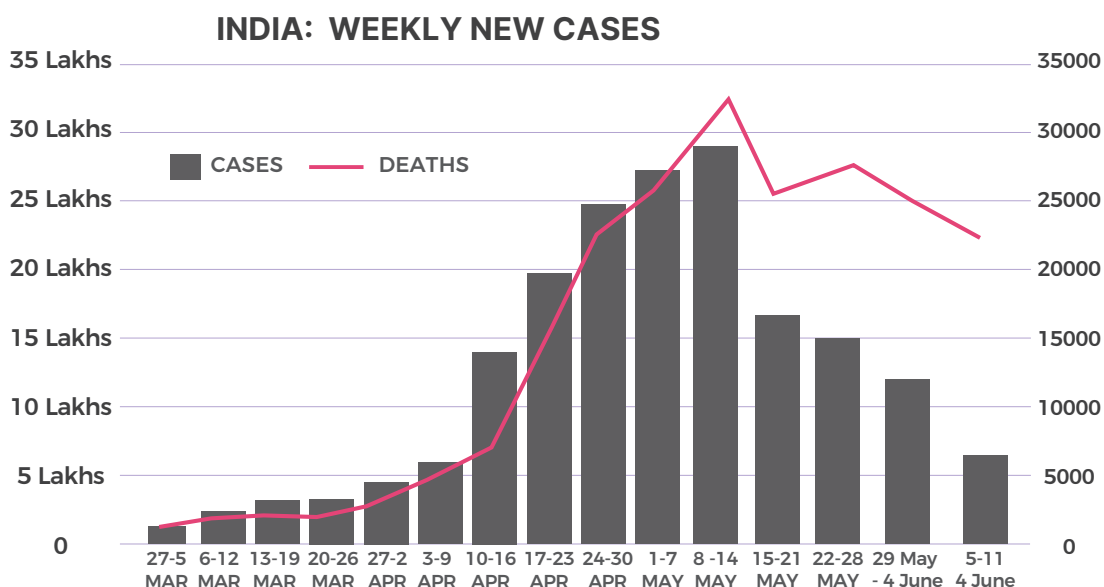
Global Epidemiological update

Global decline of cases and deaths continue across all regions for the 6th consecutive week except in the African region. However, many countries across all regions are reporting an increase in cases and deaths.

India: Cases decrease for the 4th week

6,64,276 cases were reported last week with 22,999 reported deaths

Maharashtra, West Bengal, Bihar, Andaman & Nicobar Islands and Arunachal Pradesh have shown a small increase in active cases over the last 24 hours.



As on 11 JUNE 2021

As on 11 JUNE 2021

Global | National | State

Variables	Confirmed cases	Deaths	Death Rate	Total Covid-19 Vaccine Doses given
World	17,45,02,686	37,70,361	2.16%	2.15 billion
India	2,93,59,155	3,67,081	1.25%	24.9 crores
Nagaland	23,466	431	1.84%	3.35 lakhs

North Eastern States

State	Active Cases	Total Deaths
Assam	46824	3873
Manipur	8922	944
Tripura	5699	604
Meghalaya	4993	714
Sikkim	3908	281
Nagaland	3777	431
Mizoram	3501	62
Arunachal Pradesh	3274	138

In the past week:

World: 27,19,778 cases and 71,740 deaths.

India: 6,64,276 cases and 22,999 deaths.

Nagaland: 1,079 cases and 29 deaths.

SARS-CoV-2 VARIANTS OF CONCERN (WHO Classification)

WHO Label	Alpha	Beta	Gamma	Delta
Pango Lineage	B.1.1.7	B.1.351	P.1	B.1.617.2
First documented from	United Kingdom (Sep 2020)	South Africa (May 2020)	Brazil (Nov 2020)	India (Oct 2020)
Transmissibility	Increased transmissibility & secondary attack rate	Increased transmissibility	Increased transmissibility	Increased transmissibility & secondary attack rate
Disease severity	Not confirmed, possible increased risk of hospitalization, severity and mortality.	Not confirmed, possible increased risk of in hospital mortality	Not confirmed, possible increased risk of hospitalization	Not confirmed, possible increased risk of hospitalization
Impacts on diagnostics	Limited impact – S gene target failure (SGTF)	No impact on RT-PCR or Ag RDTs observed	None reported to date	None reported to date
Impacts on vaccine efficacy and effectiveness	Protection retained against disease	Reduced protection against disease; limited evidence	Protection likely against disease; very limited evidence, on only one vaccine	Protection likely against disease; very limited evidence

COVISHIELD and COVAXIN VACCINE REDUCES ICU ADMISSION BY 94 % AT CHRISTIAN MEDICAL COLLEGE, VELLORE

A study done by CMC, Vellore among health care workers and submitted to Mayo Foundation for Medical Education and research has found very high effectiveness of the vaccine in preventing severe disease. 93.4% of Healthcare workers had received the Covishield Vaccine.

Protective effect by Covishield and Covaxin

Preventing infection	65%
Preventing Hospitalization	77%
Reducing need for Oxygen	92%
Reducing ICU admission	94%

(SOURCE: UIP, DHFW)

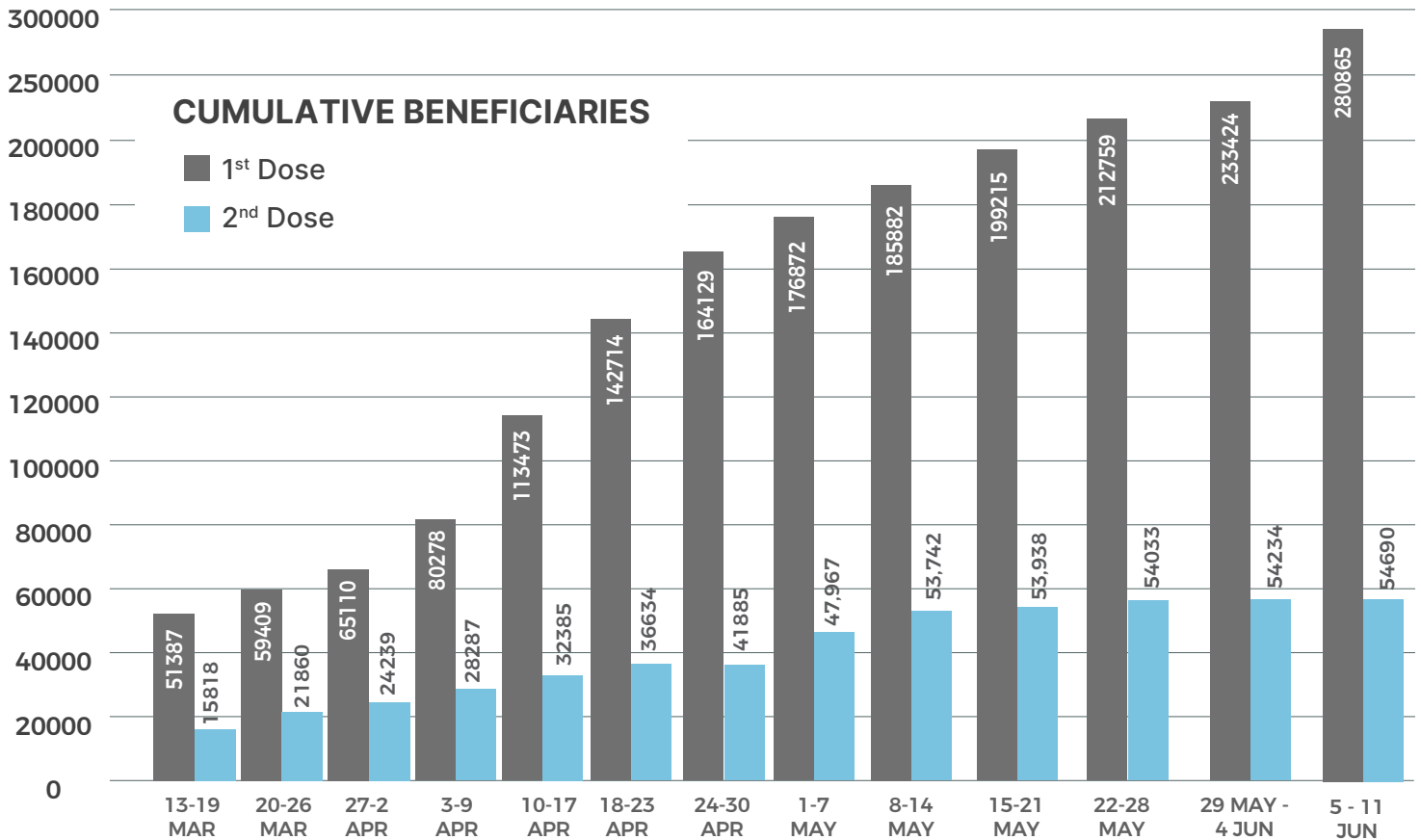
COVID-19 VACCINATION

3,35,555 doses have been administered across the state over 5,250 sessions

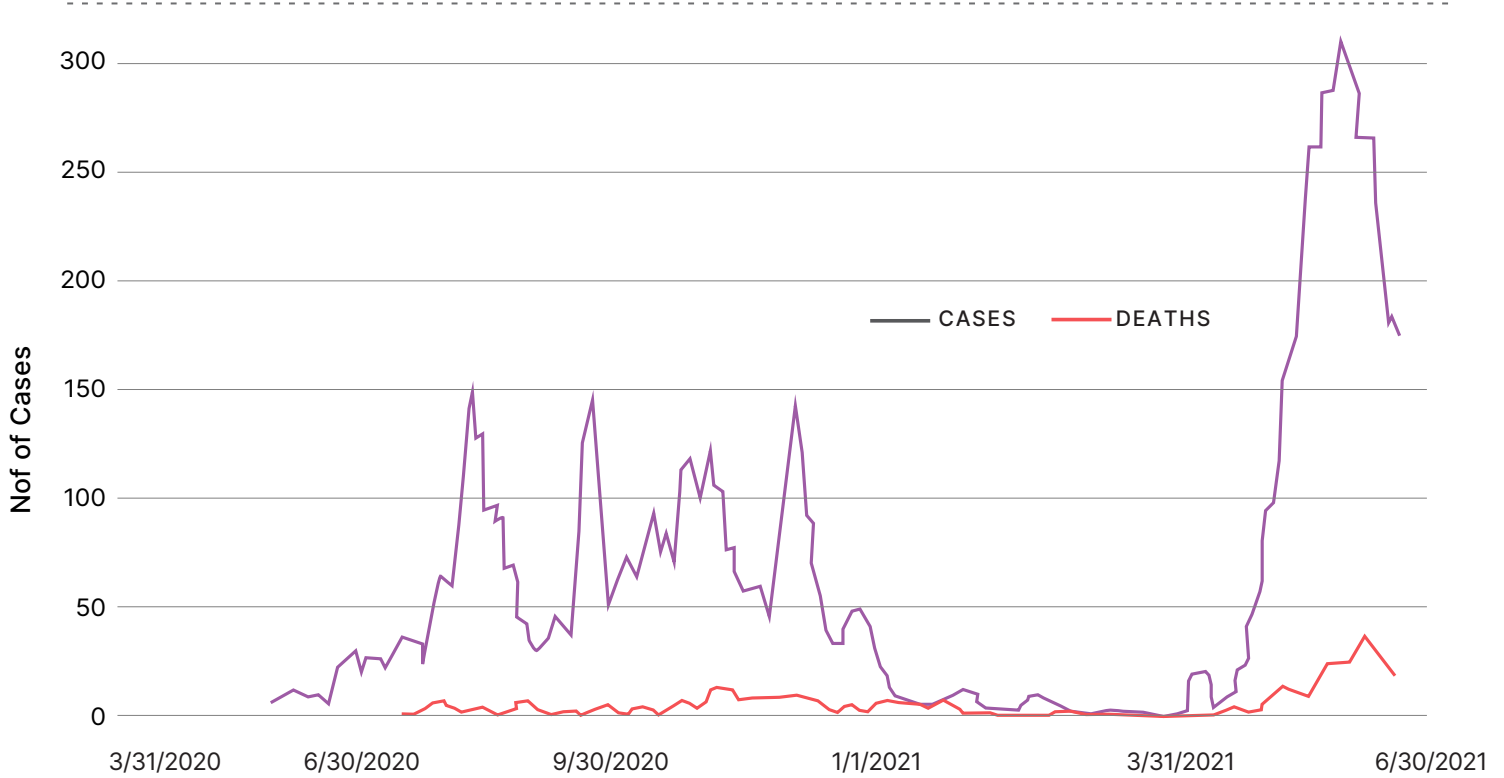
47,897 doses
administered the past week.

Category	Total doses administered	1st Dose coverage	
45 years and above 1st dose	1,28,866	28%	against census
45 years and above 2nd dose	16,266		
18 to 44 Years 1st Dose	76,975	10%	against cowin portal
Healthcare workers 1st Dose	15,697	62%	
Healthcare workers 2nd Dose	10,301		
Frontline workers 1st Dose	59,327	75%	
Frontline workers 2nd Dose	28,123		
State	3,35,555		

District	Total doses administered
Dimapur	100187
Kohima	52477
Mokokchung	35693
Mon	35034
Phek	22142
Wokha	22020
Zunheboto	18157
Tuensang	18085
Longleng	12565
Peren	12231
Kiphire	6964
State	3,35,555



DAILY COVID-19 CASE INCREASE WITH 7 DAY MOVING AVERAGE (MAY 2020 TILL DATE)

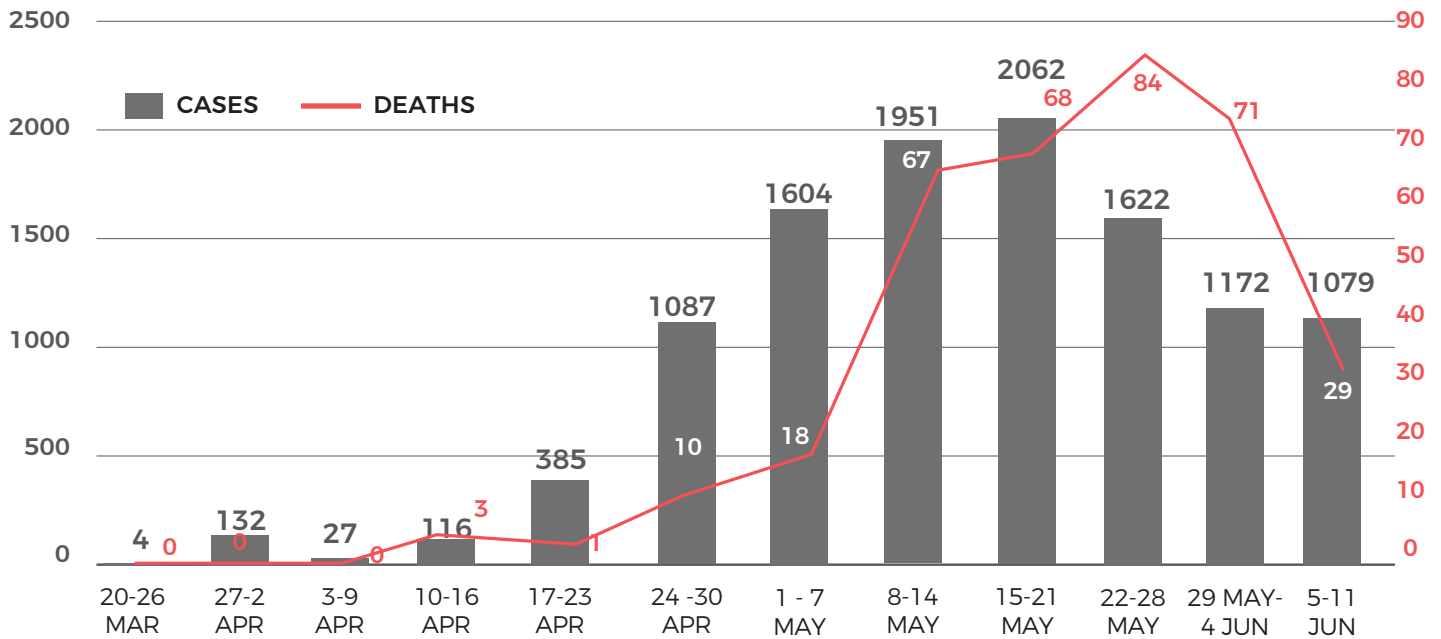


CONFIRMED CASES (weekly data)

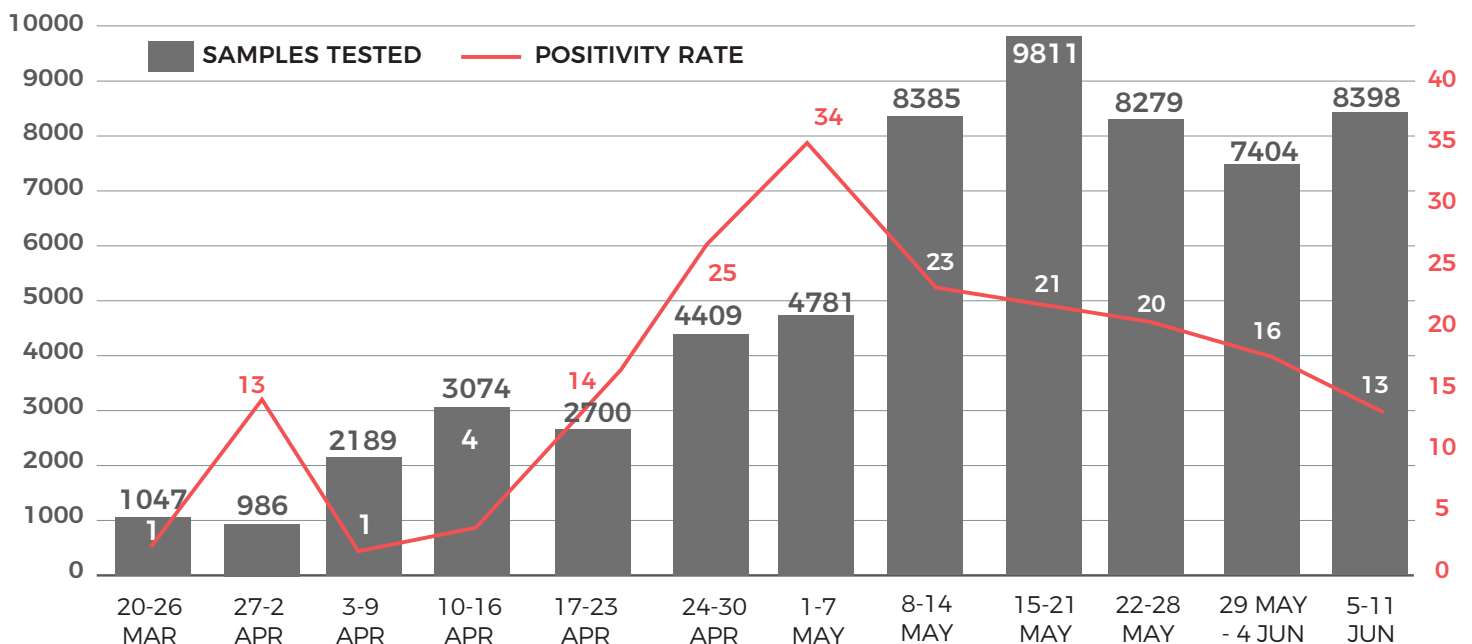
1079 confirmed cases this week.

Total new cases are showing a decline for three weeks in a row.

WEEKLY DATA OF CONFIRMED CASES AND DEATHS



WEEKLY DATA ON SAMPLE TESTING & SAMPLE POSITIVITY RATE



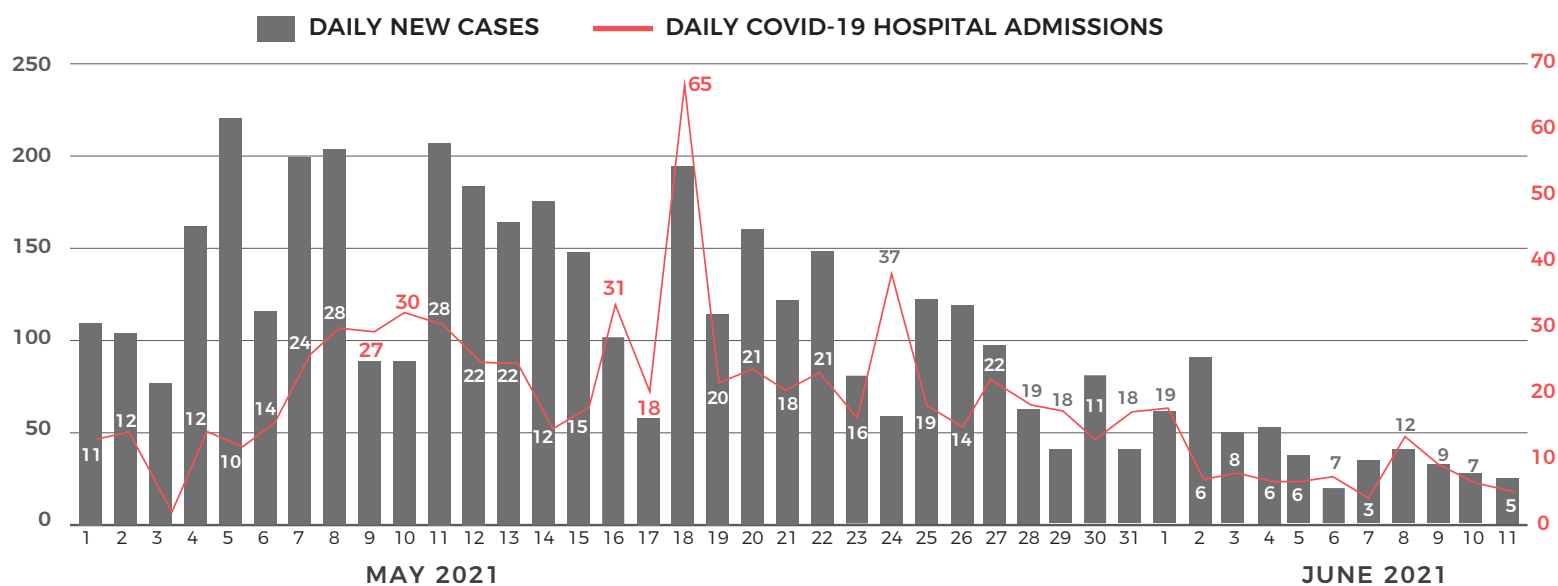
CONFIRMED CASES THIS WEEK

Category	Cases	%
Traced contacts	631	58 %
Self-test/ random	393	36 %
Travelers	24	2 %
Front Line Workers	22	2 %
Security personnel	9	1 %
TOTAL	1079	100%

8,398 samples were tested the past week with a positivity rate of 13%.

Test Type	No of tests	
RT PCR	2561	30
TRUENAT	1463	17
RAT	4374	52
TOTAL	8398	100%

DIMAPUR: DAILY CASES AND COVID-19 HOSPITAL ADMISSIONS (MAY - JUNE 2021)



WEEKLY NEW CASES DISTRICT WISE (MAY-JUNE 2021)

DISTRICT	1 - 7 MAY	8 - 14 MAY	15 - 21 MAY	22 - 28 MAY	29 MAY - 4 JUNE	29 MAY - 4 JUNE
Dimapur	991	1112	901	662	396	186
Kohima	468	586	752	460	296	187
Mokokchung	33	53	79	110	142	396
Tuensang	20	39	47	135	98	106
Phek	7	25	48	95	58	36
Zunheboto	9	24	62	64	49	42
Wokha	1	15	29	26	40	33
Mon	57	42	89	14	43	55
Kiphire	2	25	10	27	25	12
Longleng	10	15	28	17	14	20
Peren	6	15	17	12	11	6

COVID DEATHS IN THE STATE

29 deaths reported this week - the lowest recorded in the last 5 weeks.

- 44% deaths have happened within 2 days of admission in a hospital signifying very late arrival with critical symptoms.
- 25 deaths were under home isolation.
- **This calls for strict monitoring of symptoms under home isolation and immediately going to hospital on:**
 1. First signs of difficulty in breathing (SPO2 less than 94%)
 2. Increasing high fever
 3. Increasing severe cough
 4. Mental confusion etc

TIMING OF DEATHS IN 2021

TIMING	PERCENTAGE OF DEATHS
< 24 hours	19 %
1 day	15 %
2 days	10 %
3-5 days	14 %
6-10 days	12 %
11-15 days	8 %
16-22 days	2 %
On the way to hospital	0 %
Brought dead	2 %
Under Home Isolation	7 %
Not known	8 %
Leave Against Medical Advice	1 %
TOTAL	100%

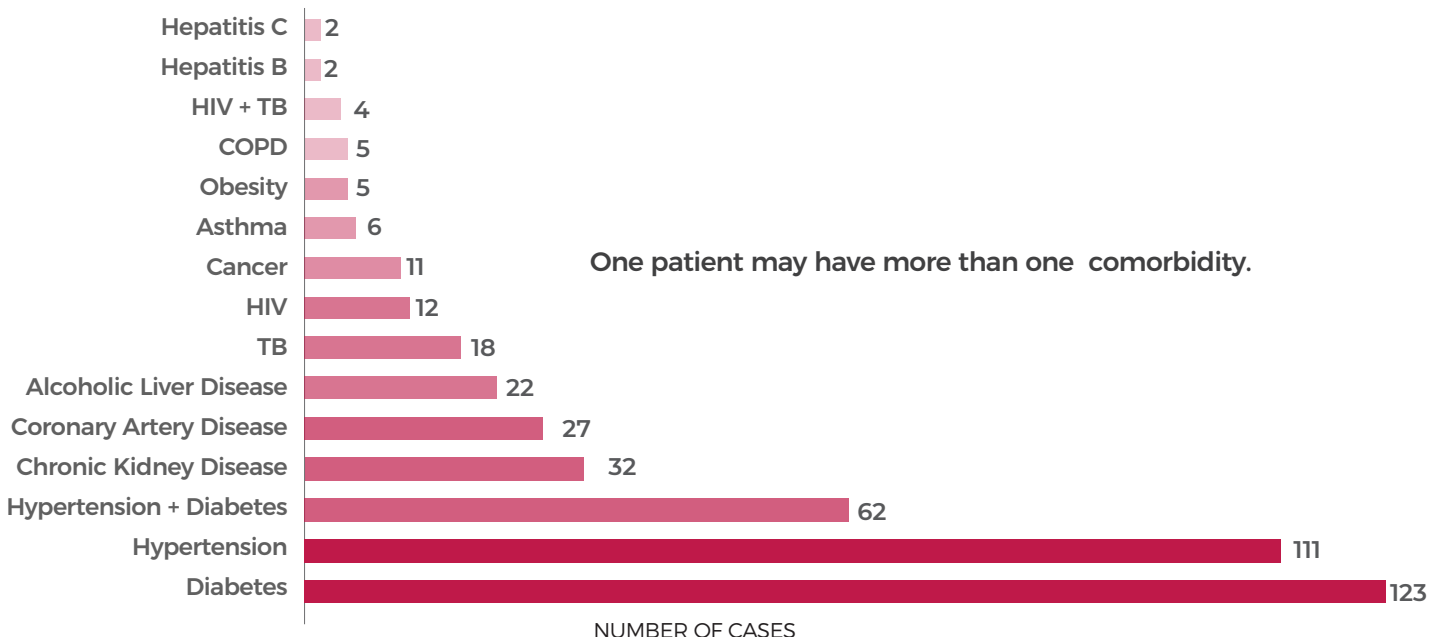
DISTRIBUTION OF DEATHS BY AGE GROUP

Age Group	Total 2020 %	Total 2021 %
<14	0 %	0 %
15 - 29 yrs	4 %	3 %
30 - 44 yrs	26 %	27 %
45 - 59 yrs	29 %	32 %
60 - 74 yrs	25 %	26 %
>75	15 %	12 %
TOTAL	100%	100%

DISTRIBUTION OF DEATHS BY GENDER

Gender	Total 2020 %	Total 2021 %
Female	28 %	29 %
Male	72 %	71 %
TOTAL	100%	100%

COMORBIDITIES ASSOCIATED WITH COVID-19 DEATHS TILL DATE



WEEKLY SAMPLE POSITIVITY RATE CHANGE IN DISTRICTS

District	24-30 APRIL	1-7 MAY	8-14 MAY	15-21 MAY	22-28 MAY	29 MAY - 4 JUNE	5-11 JUNE
Dimapur	37	50	31	34	21	13↓	8↓
Kohima	18	39	33	33	23	19↓	12↓
Tuensang	7	6	5	7	17	21↑	18↓
Mokokchung	6	12	8	22	18	16↓	28↑
Phek	1	9	10	16	19	14↓	11↓
Zunheboto	7	8	25	13	25	32↑	6↓
Mon	3	13	8	8	4	13↑	8↓
Longleng	11	7	11	16	15	9↓	11↑
Wokha	4	3	9	8	16	20↑	9↓
Kiphire	4	3	7	6	16	14↓	9↓
Peren	1	9	10	12	9	10↑	7↓
State	25	34	23	21	20	16↓	13↓

DISTRICT WISE COVID 19 SITUATIONAL LEVEL (5 JUNE - 11 JUNE 2021)

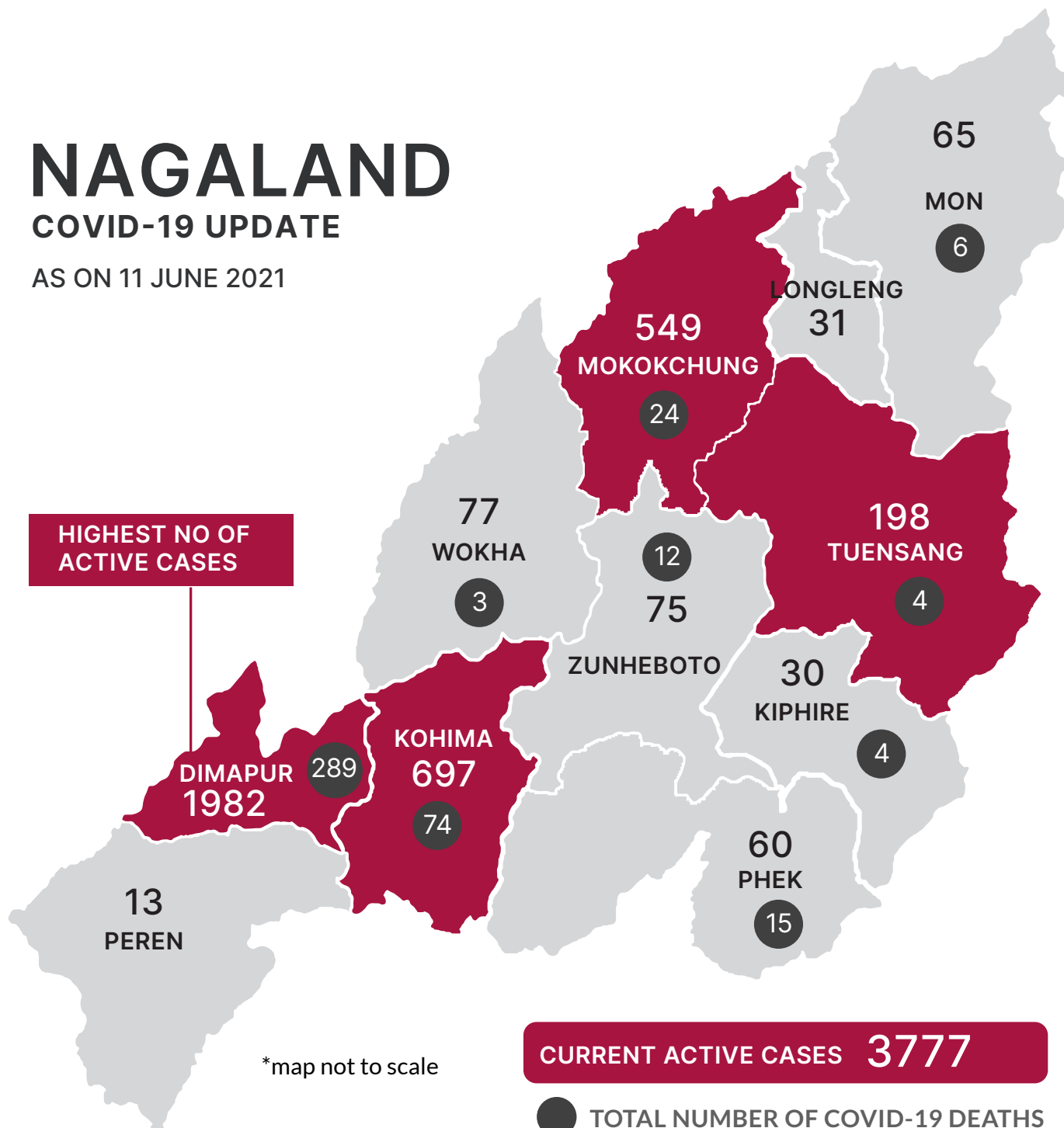
District	Active Cases as on 11 June 2021	Weekly NEW CASES	Total Deaths till date	Weekly Deaths	Weekly Covid-19 Hospital Admissions	Bed Occupancy of Oxygen supported beds % <small>as on 11 JUNE 2021</small>	Bed occupancy of ICU beds % <small>as on 11 JUNE 2021</small>	Weekly Samples Tested	Weekly Sample Positivity Rate %
Dimapur	1982	186	289	9	52	13	54	2228	8 %
Kohima	697	187	74	8	9	10	24	1571	12 %
Mokokchung	549	396	24	5	20	67	50	1492	27 %
Tuensang	198	106	4	0	8	6	0	597	18 %
Wokha	77	33	3	0	3	4	0	360	9 %
Zunheboto	75	42	12	2	4	20	0	717	6 %
Mon	65	55	6	1	6	15	40	694	8 %
Phek	60	36	15	4	2	14	0	330	11 %
Longleng	31	20	0	0	5	33	0	180	11 %
Kiphire	30	12	4	0	3	9	0	138	9 %
Peren	13	6	0	0	0	0	0	91	7 %
State	3777	1079	431	29	112	12	32	8398	13 %

DTF of respective districts have been advised to undertake Public Health and Safety Measures as per situational level in addition to State SOP.

NAGALAND

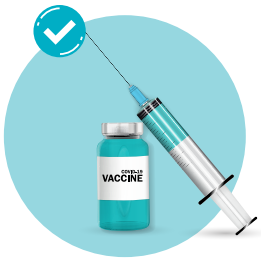
COVID-19 UPDATE

AS ON 11 JUNE 2021



*For data reporting, Noklak is covered under Tuensang district as there is no separate surveillance unit yet for the district.

LET'S STOP COVID-19!



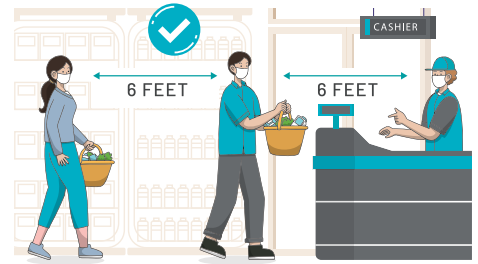
GET VACCINATED



WEAR MASK



WASH HANDS



WATCH DISTANCE

COVID-19 VACCINATION

for all citizens 18 years and above



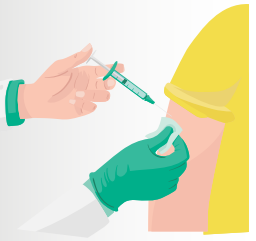
REGISTRATION

at vaccination center
or online at
WWW.COWIN.GOV.IN
select preferred Covid19
Vaccination Center (Govt./Pvt.)



CONFIRMATION


- 1 - SMS on registration
- 2 - SMS with date, time & place of vaccination
- 3 - SMS after 1st dose & next due date & time



VACCINATION


carry photo ID proof for
verification.

VACCINATION AT GOVERNMENT FACILITIES IS FREE!

 www.nagahealth.nagaland.gov.in

 @MyGovNagaland

 www.covid19.nagaland.gov.in

 @HealthNagaland

 www.nsdma.nagaland.gov.in

 Coronaga



DR. NEIKHRIELIE KHIAMIAO
Principal Director
Department of H&FW, Nagaland

Bibliography:

DoHFW, Nagaland; COVID-19 War Room, Nagaland; MoHFW; WHO; WCO Nagaland; NCDC, New Delhi;
CDC, Atlanta; Bloomberg ; NEJM; BMJ