

# COVID-19 WEEKLY BULLETIN



## Global Epidemiological update

A 2 % increase in cases compared to the previous week was driven by increase in the Eastern Mediterranean region, African region and Europe as per WHO situation reports. 118 million cases have been reported across the globe with over 2.6 million deaths worldwide. USA, Brazil, France, Italy and India reported the maximum number of new cases.

## COVID-19 cases spike continues in India

**2,44,355 cases have been reported in the past week**

Maharashtra continues to report the maximum cases with the city of Nagpur imposing a total lockdown for a week. The country is seeing a continued upward trend in cases for the past three weeks.

### States with maximum active cases as on 12 March 2021

1. Maharashtra	107307
2. Kerala	34082
3. Punjab	10069
4. Karnataka	7820
5. Tamil Nadu	4344
6. Madhya Pradesh	4094
7. Gujarat	3788

## The control of the pandemic is now left to 'Personal Safety Measures' and 'Vaccines'

With the understanding that COVID-19 is here to stay but essential services, livelihood activities and education for children has to continue, the government has opened institutions and relaxed many SOPs since the first lockdown a year ago. The state is nowhere near the normal as the risk of infection now is more than during the nation-wide lockdown. The safety of everyone is now up to individual decisions and adoption of personal safety measures. The world has come to a general understanding that navigating safely through this pandemic rest on two broad things;

- 1 Personal safety measures / COVID-19 appropriate behaviors like using masks, handwashing frequently and avoiding crowded places till and when a certain level of immunity is achieved in the population.
- 2 Protecting the high-risk groups and building immunity in the population through COVID-19 vaccination.

as on 12 March 2021

### Total Vaccinated with Covid-19 Vaccine

World	345 million	(Bloomberg)
India	26.1 million	
Nagaland	53,878	

COVID-19 deaths are **10 times higher** in countries where more than half of the population is classified overweight.  
*(British Medical Journal)*

## Global | National | Regional | State

Covid 19 Cases	Confirmed cases	Deaths	Death Rate
World	11,82,68,575	26,24,677	2.22%
India	1,13,08,846	1,58,306	1.40%
Nagaland	12,221	81	0.66%

As on 12 March 2021

### In the past week:

World: 56,19,204 cases and 1,23,448 deaths.

India: 2,45,355 cases and 1,481 deaths.

Nagaland: 23 cases and 0 deaths.

## COVID-19 VACCINATION IN NAGALAND

Source: UIP, DHFW

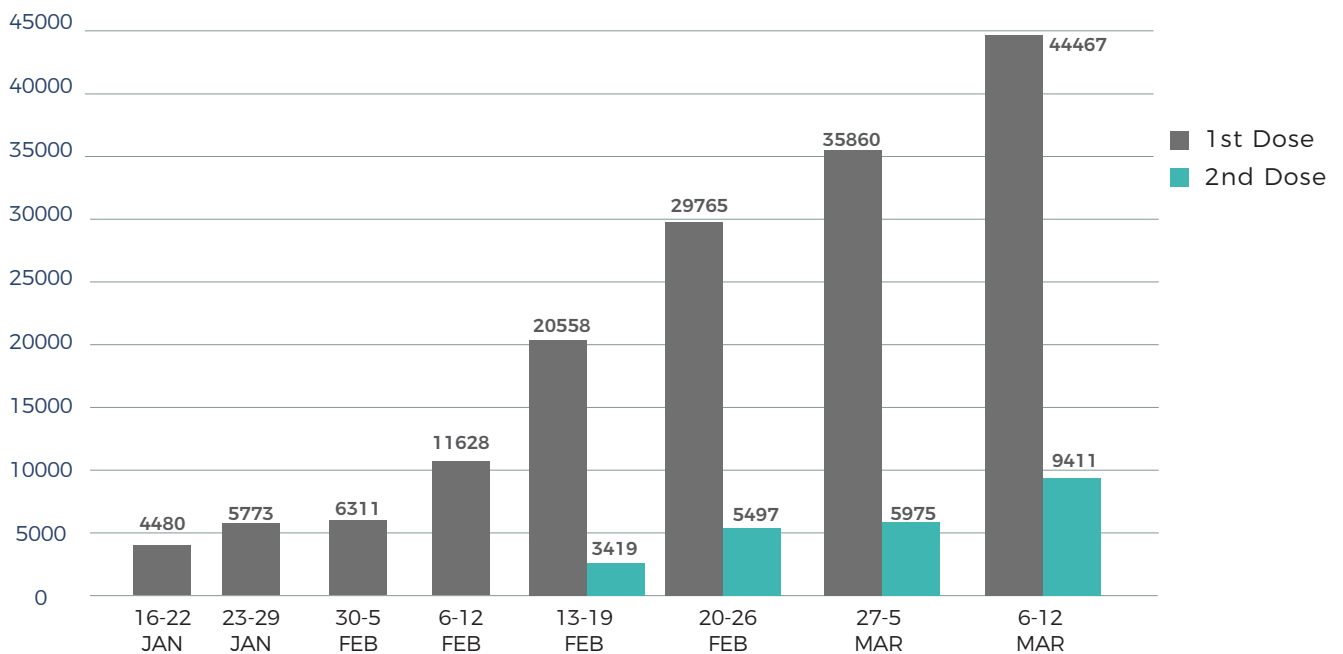
District	Total doses administered
Dimapur	16004
Kohima	11589
Mokokchung	4687
Phek	4032
Mon	3791
Tuensang	3319
Zunheboto	3204
Wokha	2259
Peren	1913
Kiphire	1802
Longleng	1278
<b>State</b>	<b>53,878</b>

Category	Total doses administered
60 years and above	3,471
45-59 with comorbidities	616
Healthcare workers 1st Dose	11,035
Healthcare workers 2nd Dose	6,491
Frontline workers 1st Dose	29,345
Frontline workers 2nd Dose	2,920
<b>State</b>	<b>53,878</b>

**53,878 doses** of COVISHIELD vaccine administered across Nagaland.

**12,043 doses** administered in the past week.

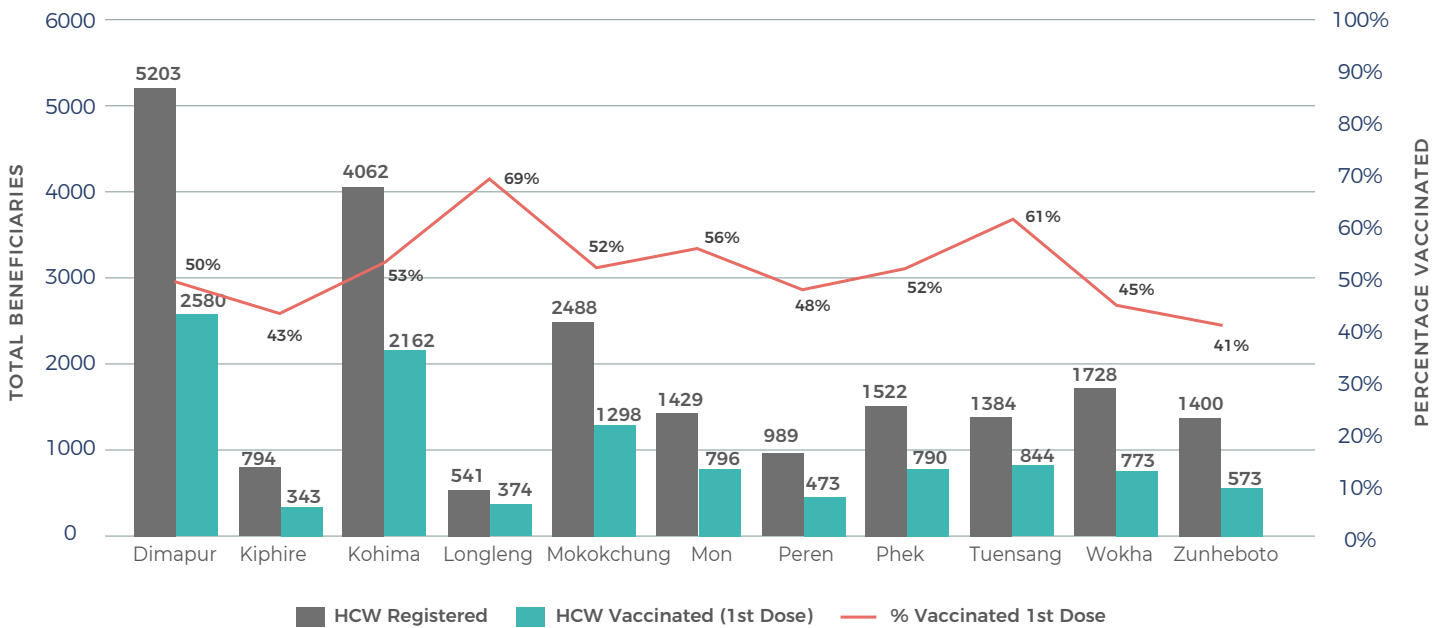
## TOTAL BENEFICIARIES



# FIRST DOSE VACCINATION COVERAGE OF HEALTHCARE WORKERS

## HCW REGISTERED VS VACCINATED 1ST DOSE

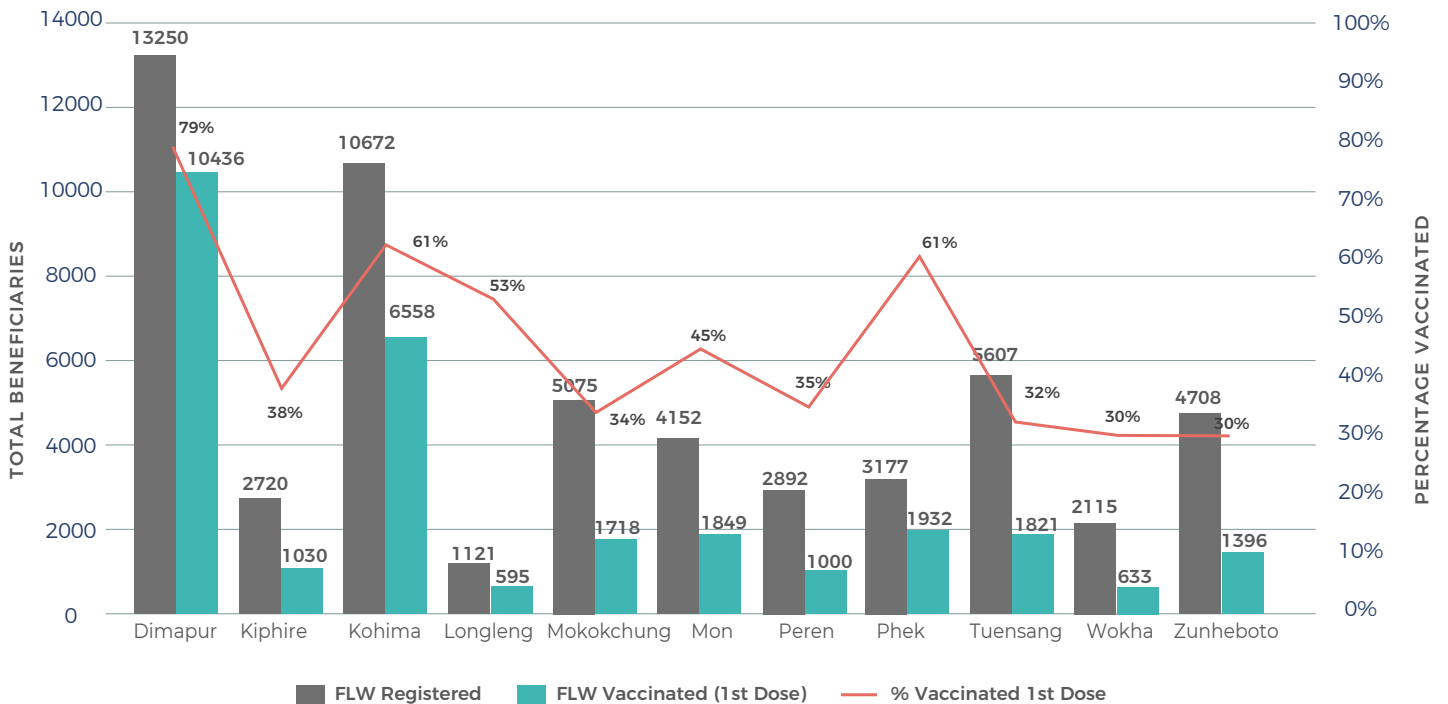
16 JAN - 12 MARCH 2021



# FIRST DOSE VACCINATION COVERAGE OF FRONTLINE WORKERS

## FLW REGISTERED VS VACCINATED 1ST DOSE

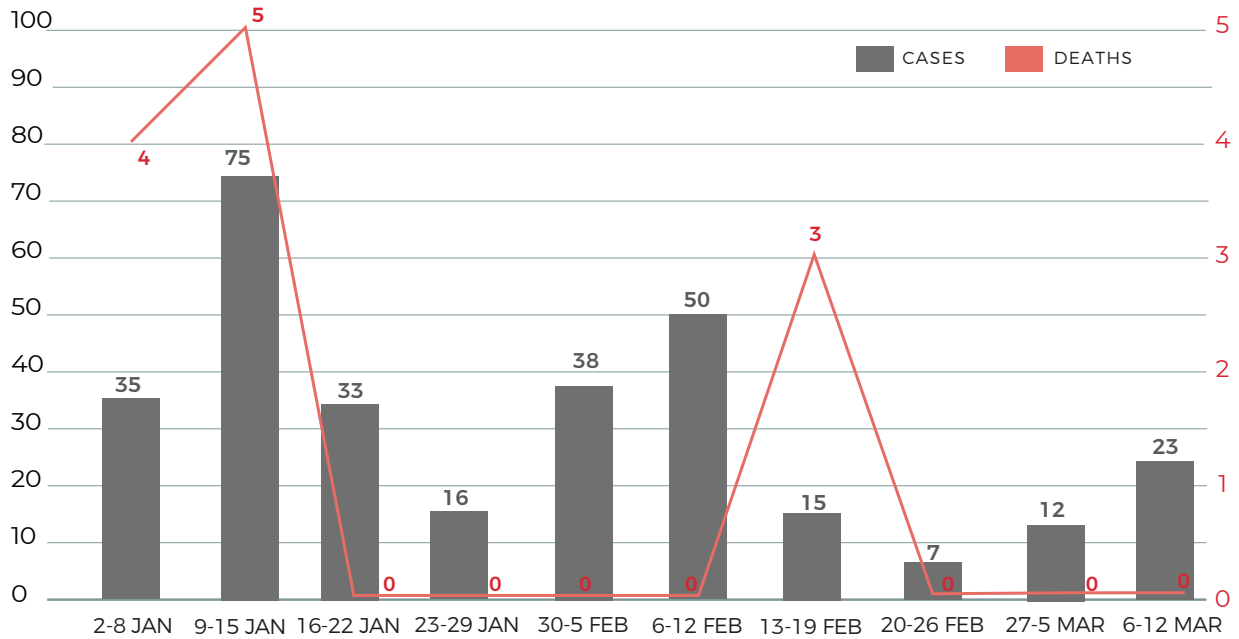
3 FEB - 12 MARCH 2021



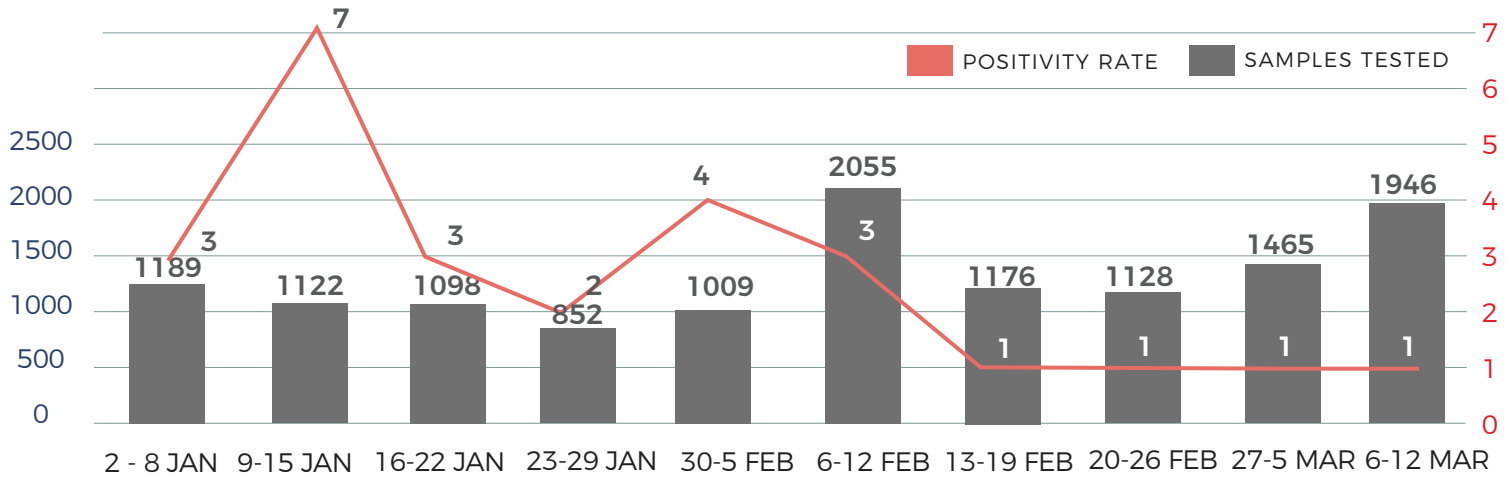
# CONFIRMED CASES (weekly data)

23 confirmed cases this week

## WEEKLY DATA OF CONFIRMED CASES AND DEATHS



## WEEKLY DATA ON SAMPLE TESTING & SAMPLE POSITIVITY RATE



### CONFIRMED CASES THIS WEEK

Age Group	Cases
Traced Contacts/Self-test	12
Travelers	1
Armed forces/ Security	10
Frontline workers	0
<b>TOTAL</b>	<b>23</b>

**82%** of total tests were done by RAT in the past week

Test Type	No of tests	%
RT PCR	75215	56
TRUENAT	37474	28
RAT	20748	16
<b>TOTAL</b>	<b>1,33,437</b>	<b>100%</b>

## DISTRICT WISE TESTING: WEEKLY

District	Total Tests	% of RT PCR/ TRIENAT Test
Dimapur	1190	0
Kiphire	30	13
Kohima	345	70
Longleng	14	0
Mokokchung	158	46
Mon	83	0
Peren	4	23
Phek	35	71
Tuensang	68	0
Wokha	13	23
Zunheboto	7	0
Total	1946	18

**Isolate & get yourself tested** if you have any Covid-19 like symptoms or if you come in contact with a positive case.

**NAGALAND COVID-19 HELPLINE**  
**1800-345-0019**

DATA AS ON 12 MARCH 2021

## COVID DEATHS SUMMARY

All COVID-19 deaths are certified by the state death committee as per ICMR and WHO ICD 10 guideline.

- Total Deaths: 81
- Median Age: 55 yrs
- Range: 24 - 90 yrs
- Gender: Males 73%
- Deaths with comorbidities: 84%
- Most common comorbidities:  
Hypertension & diabetes

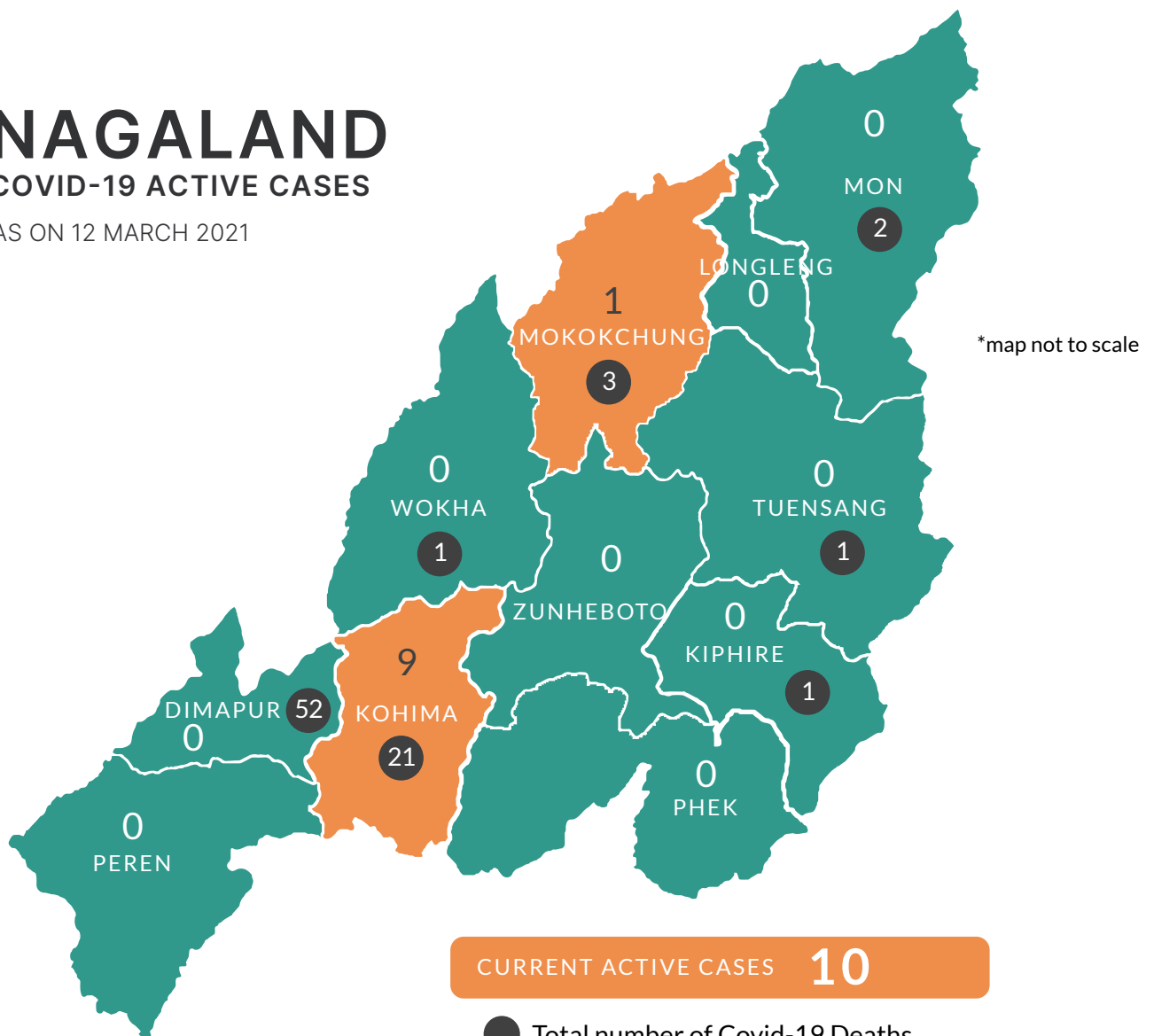
**84% of deaths have associated comorbidities like diabetes, hypertension, chronic kidney and liver diseases, heart diseases etc.**

## DISTRICT DISTRIBUTION OF ACTIVE CASES AND SAMPLING

District	Total Cases	Active Cases	Deaths	Samples Tested	Tests per thousand population	Positivity Rate
Kohima	3900	9	21	38719	139	10.1 %
Mokokchung	195	1	3	5524	28	3.5 %
Dimapur	6478	0	52	53845	138	12.0 %
Kiphire	41	0	1	1260	17	3.3 %
Longleng	19	0	0	1317	25	1.4 %
Mon	605	0	2	13502	52	4.5 %
Peren	507	0	0	6058	62	8.4 %
Phek	47	0	0	3125	19	1.5 %
Tuensang	248	0	1	6051	30	4.1 %
Wokha	39	0	1	1718	10	2.3 %
Zunheboto	142	0	0	2319	16	6.1 %
State	12,221	10	81	133438	65	9.2 %

## NAGALAND COVID-19 ACTIVE CASES

AS ON 12 MARCH 2021



\*For data reporting, Noklak is covered under Tuensang district as there is no separate surveillance unit yet for the district.

# LET'S STOP COVID-19!



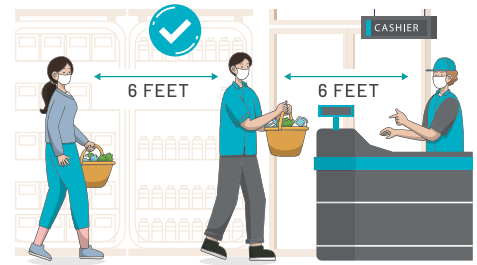
**GET VACCINATED**



**WEAR MASK**



**WASH HANDS**



**WATCH DISTANCE**

from 1<sup>st</sup> March 2021

## COVID-19 VACCINATION

Citizens 60 years & above **PHOTO ID PROOF**

Citizens 45-59 years with co-morbidities **COMORBIDITY CERTIFICATE + PHOTO ID PROOF**



### REGISTRATION

at vaccination center  
or online at  
**WWW.COWIN.GOV.IN**  
select preferred Covid19  
Vaccination Center (Govt./Pvt.)



### CONFIRMATION


- 1 - SMS on registration
- 2 - SMS with date, time & place of vaccination
- 3 - SMS after 1<sup>st</sup> dose & next due date & time




### VACCINATION

carry photo ID proof for  
verification.


**VACCINATION AT GOVERNMENT FACILITIES IS FREE!**

 [www.nagahealth.nagaland.gov.in](http://www.nagahealth.nagaland.gov.in)

 [www.covid19.nagaland.gov.in](http://www.covid19.nagaland.gov.in)

 [www.nsdma.nagaland.gov.in](http://www.nsdma.nagaland.gov.in)

 @MyGovNagaland

 @HealthNagaland

 Coronaga

  
(DR. KEVICHÜSA MEDIKHRÜ)

Principal Director  
Department of Health and Family Welfare  
Kohima: Nagaland