

# COVID-19

## WEEKLY BULLETIN



### Global Epidemiological Update

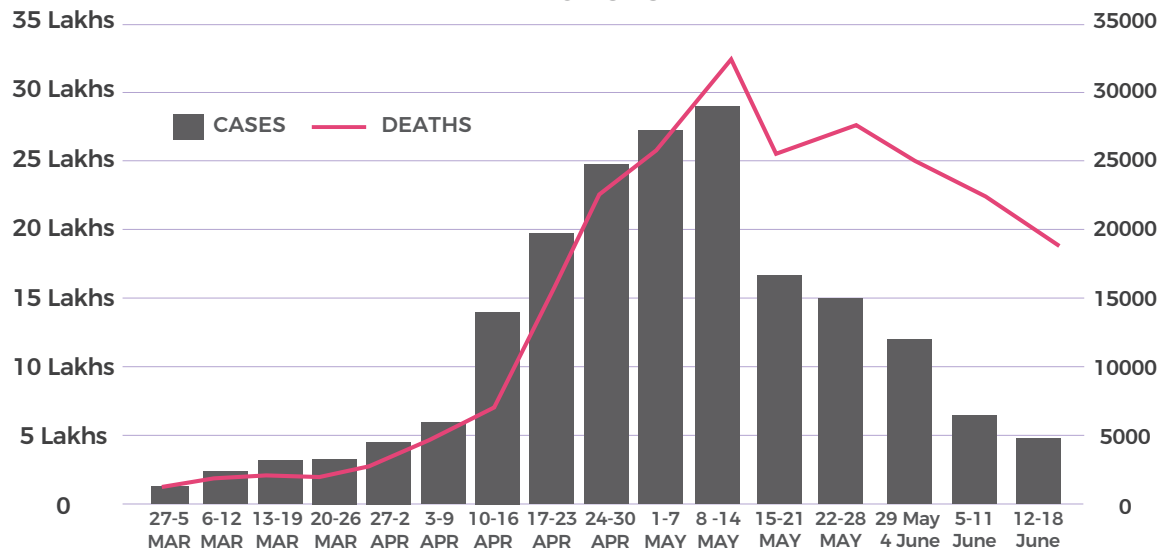
Despite decline in cases and deaths all over the globe, an increase in cases and deaths is being observed in the African region with more cases reported from South Africa, Uganda and Zambia. Globally, maximum cases continue to be reported from India, Brazil, Argentina, Columbia and the USA. The total reported COVID-19 deaths is now 3.84 million.

### National Update

Cases continue to decline for the 5th consecutive week in the country and deaths also show a similar decline

In the last 24 hours, only West Bengal, Mizoram, Manipur and Meghalaya have shown an increase in active cases.

**INDIA: WEEKLY NEW CASES**



As on 18 JUNE 2021

#### Global | National | State

Variables	Confirmed cases	Deaths	Death Rate	Total Covid-19 Vaccine Doses given
World	17,71,08,695	38,40,223	2.17%	2.37 billion
India	2,98,23,546	385137	1.29%	33 crores
Nagaland	24,097	453	1.88%	3.99 lakhs

In the past week:

World: 26,06,009 cases and 69,862 deaths.

India: 4,64,391 cases and 18,056 deaths.

Nagaland: 631 cases and 22 deaths.

As on 18 JUNE 2021

#### North Eastern States

State	Active Cases	Total Deaths
Assam	36978	4138
Manipur	9246	1033
Meghalaya	4819	771
Tripura	4715	642
Mizoram	3816	76
Sikkim	2900	290
Arunachal Pradesh	2599	159
Nagaland	2059	453

## Effectiveness of vaccines in real time

Out of 375 COVID-19 deaths in the state from Feb 2021, only 1 had been fully vaccinated and two weeks had passed after the second dose. There was another death after 2 doses but death happened before 2 weeks of vaccination. 99.7 % of deaths after February have not been fully vaccinated.

The vaccine also provides very significant protection even by one dose after two weeks of vaccination.

Even though breakthrough infections are happening (positivity after two weeks of second dose), the vaccine is very effective against severe and deaths as demonstrated by clinical trials and in real time.

No active healthcare worker in covid-19 hospitals have succumbed to the virus despite them being at the highest risk of exposure as most healthcare workers have been fully vaccinated.

In 2020, armed forces & security personnel constituted about 39% of all confirmed cases. Armed forces and security personnel were the first to be vaccinated in huge numbers. In 2021, security personnel constitute only 5% of confirmed cases - an indicator that Covid-19 vaccines not only prevent severe diseases but also reduce transmission as proven earlier in clinical trials.

## WEEKLY SUMMARY

- Cases continue to decrease for the 4<sup>th</sup> consecutive week and deaths for the 3<sup>rd</sup> week with marked decline especially in Dimapur and Kohima
- For the first time in 8 weeks, sample positivity rate in the state has gone below 10%. It has decreased from 23% at the start of the lockdown to 8% as of this week. Only Kohima, Kiphire and Mokokchung have a weekly positivity rate of 10% or more.
- There has been a -38% decline in cases from last week. Only Peren has showed an increased in cases from last week.
- The state has vaccinated an approximate 32% of eligible beneficiaries by the first dose. 63,586 doses administered the past week is the highest dose administered in a single week.
- COVID-19 will come in waves as and when there is lax of human behaviors. Mask wearing, physical distancing, avoiding crowds and taking maximum care in closed spaces should be strictly continued. Utmost care has to be taken until at least 90% of eligible beneficiaries receive the vaccine considering the fact that children cannot be vaccinated as of now.

(SOURCE: UIP, DHFW)

# COVID-19 VACCINATION

3,99,141 doses have been administered across the state over 5,939 sessions.

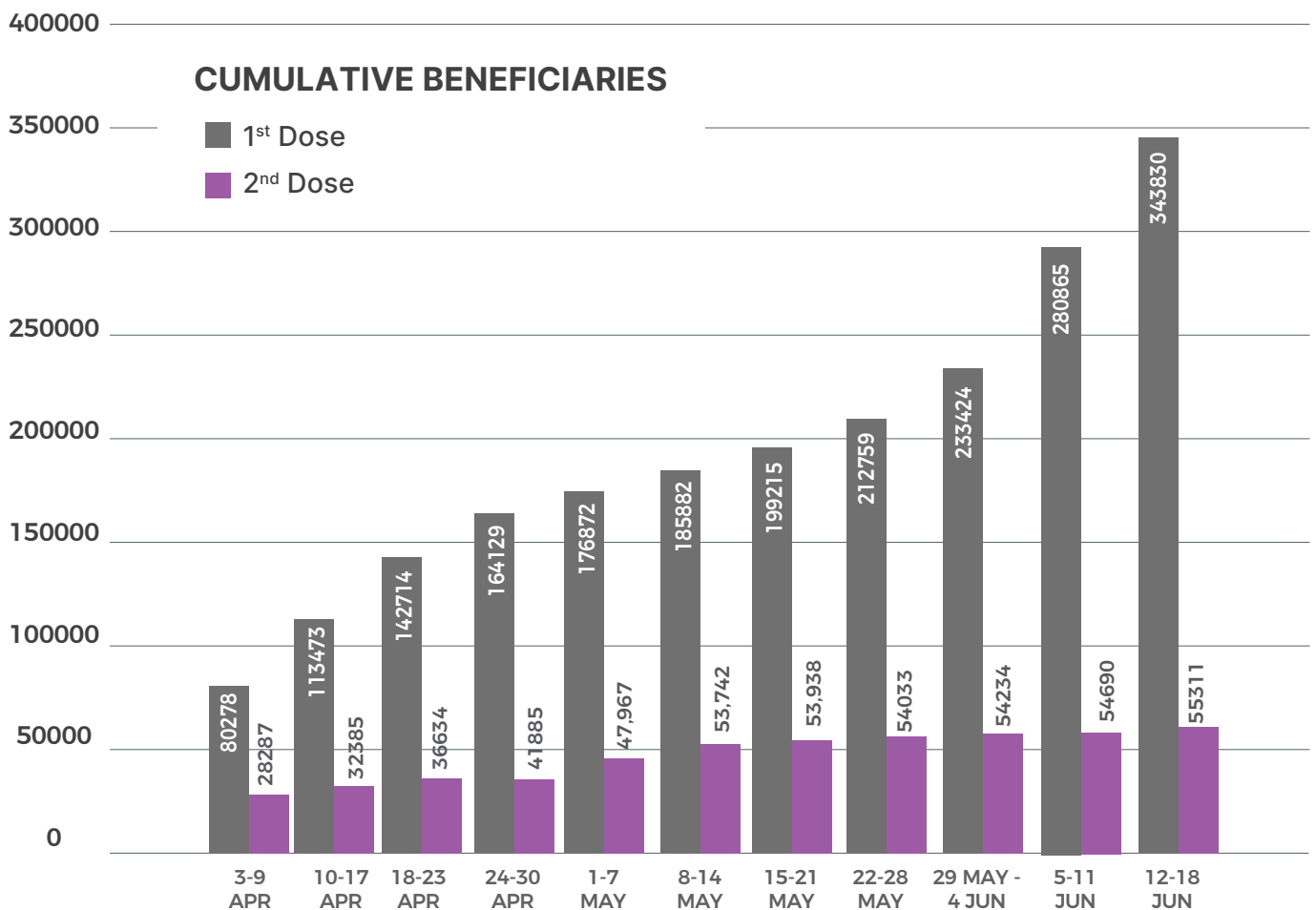
## 63,586 doses

administered the past week.  
The highest doses administered  
in a single week till date.

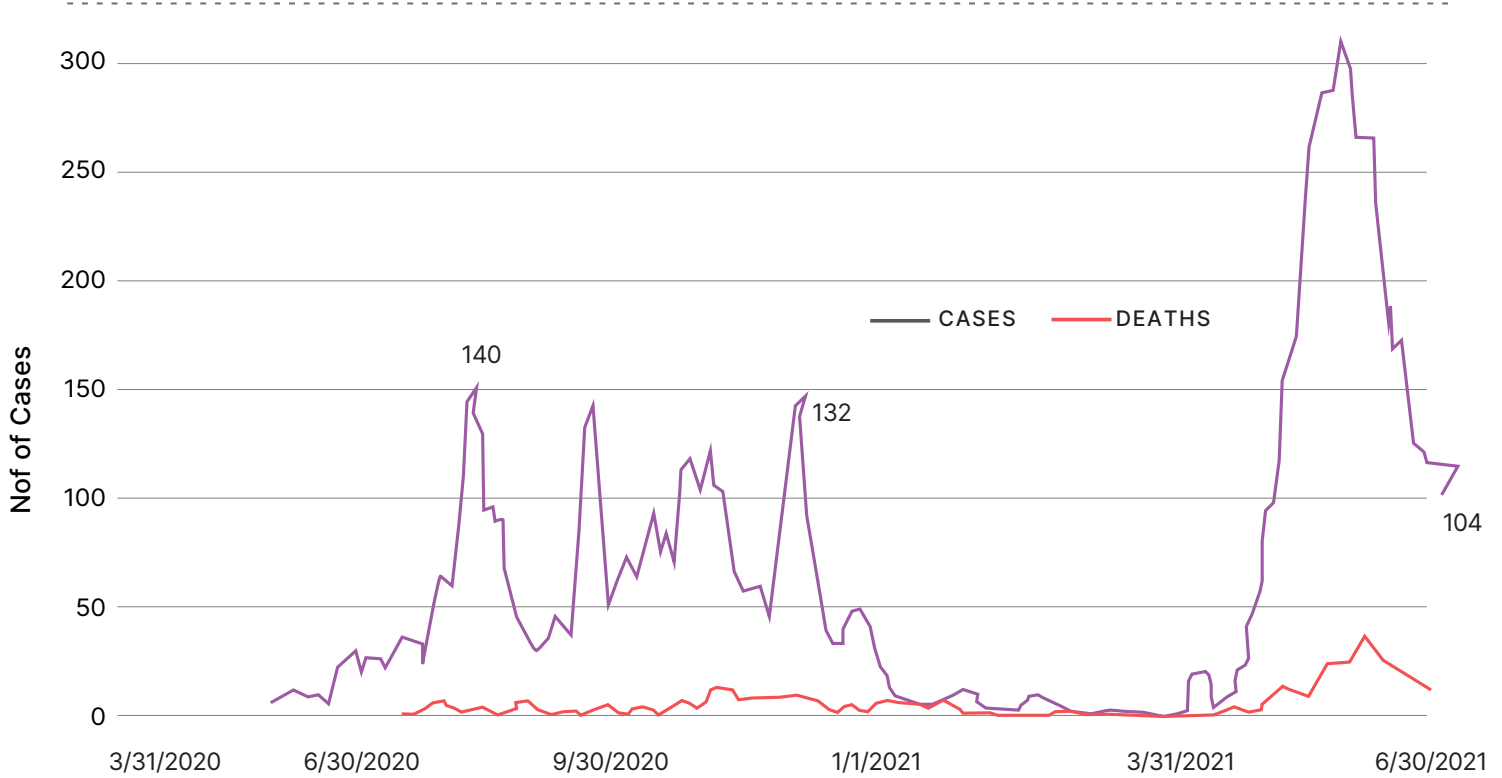
Category	1st Dose	2nd Dose
45 years and above	1,37,601	16,627
18 to 44 Years	1,30,593	1
Healthcare workers	15,753	10,352
Frontline workers	59,883	28,331

District	Total doses administered	Coverage of eligible beneficiaries
Dimapur	117432	53 %
Kohima	69947	44 %
Longleng	13755	38 %
Mokokchung	40840	29 %
Zunheboto	25585	27 %
Mon	39994	26 %
Phek	25138	25 %
Wokha	24877	24 %
Peren	13618	23 %
Tuensang	20384	18 %
Kiphire	7571	14 %
<b>State</b>	<b>3,99,141</b>	<b>32%</b>

Coverage is based on census and is subject to accuracy of census population. Coverage will also vary by coverage of frontline and healthcare workers



# DAILY COVID-19 CASE INCREASE WITH 7 DAY MOVING AVERAGE (MAY 2020 TILL DATE)



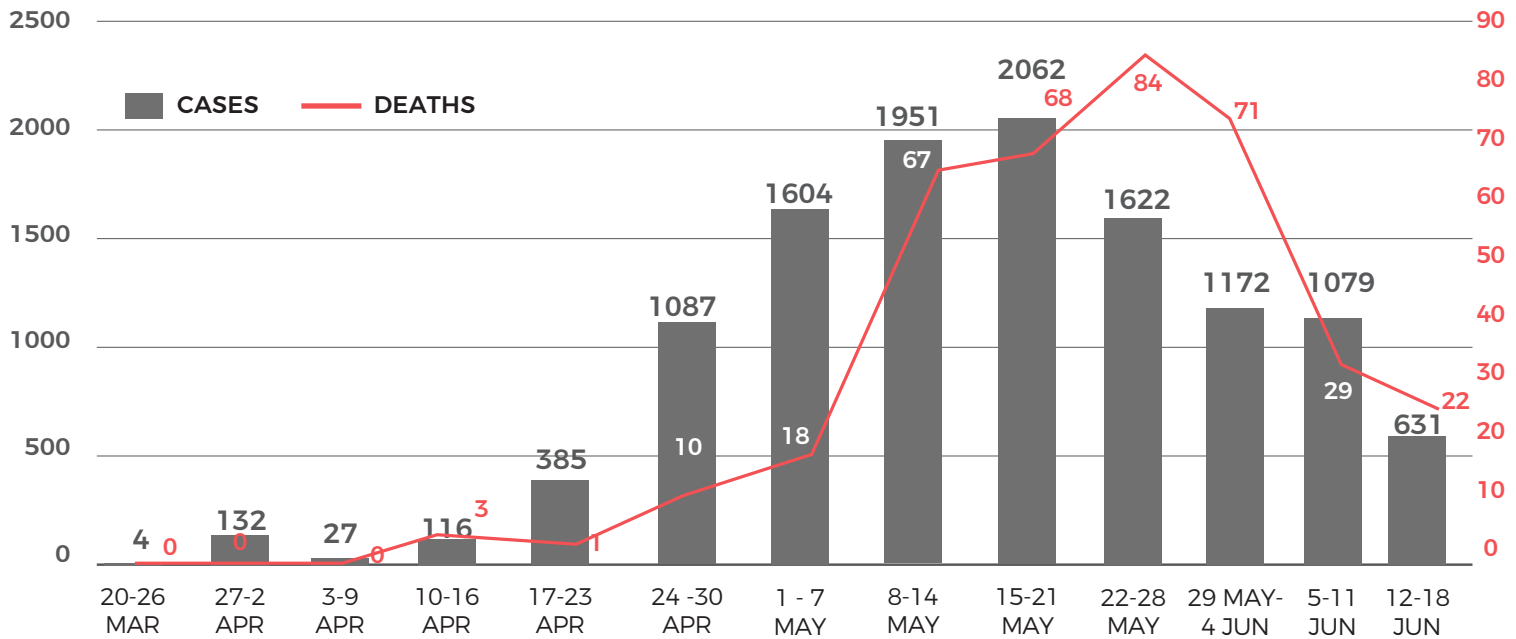
DATA AS ON 18 JUNE 2021

# CONFIRMED CASES (weekly data)

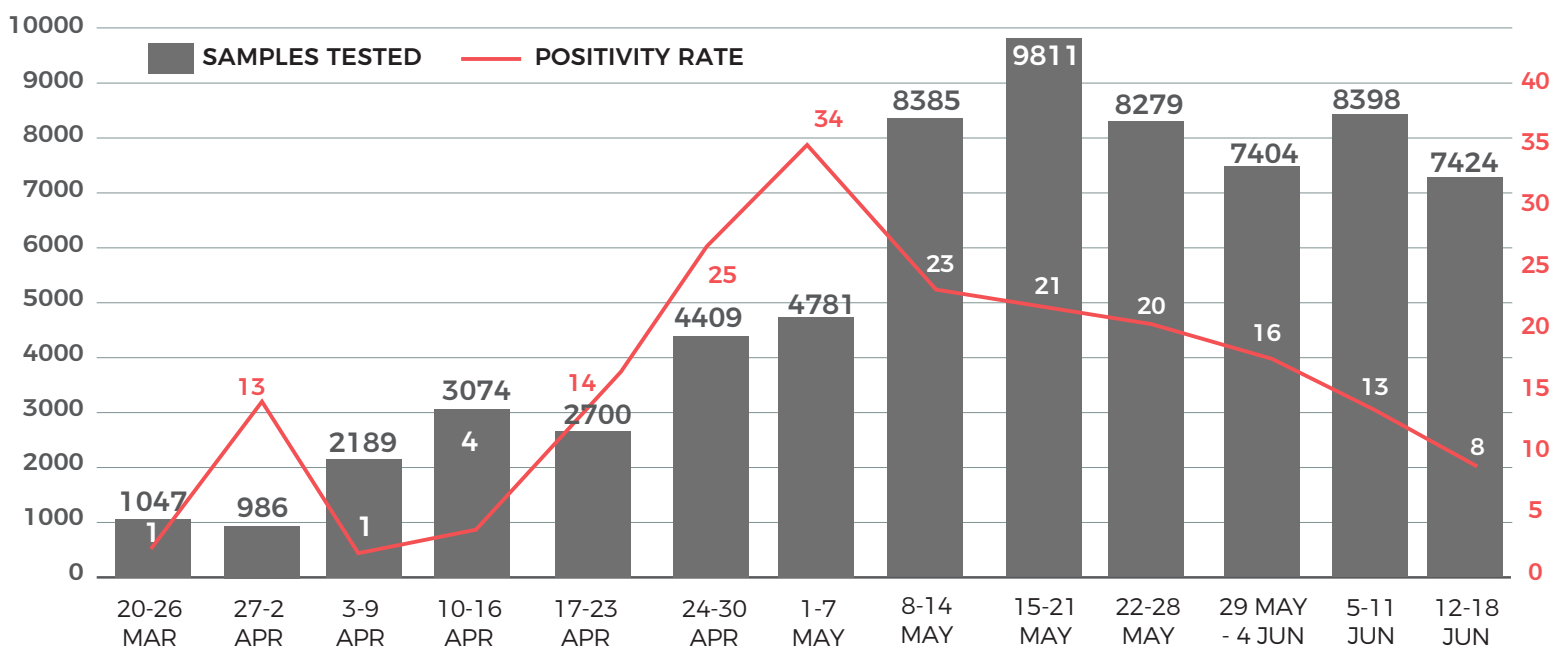
631 confirmed cases this week.

Total new cases are showing a decline for four weeks in a row.

## WEEKLY DATA OF CONFIRMED CASES AND DEATHS



## WEEKLY DATA ON SAMPLE TESTING & SAMPLE POSITIVITY RATE



For the first time in 8 weeks, weekly sample positivity rate is below 10%.

## CONFIRMED CASES THIS WEEK

Category	Cases	%
Traced contacts	295	47 %
Self-test/ random	281	45 %
Travelers	19	3 %
Security personnel	18	3 %
Front Line Workers	18	2 %
<b>TOTAL</b>	<b>631</b>	<b>100%</b>

7,424 samples were tested the past week with a positivity rate of 8%.

Test Type	No of tests	
RT PCR	1730	23
TRUENAT	1318	18
RAT	4376	59
<b>TOTAL</b>	<b>7424</b>	<b>100%</b>

## WEEKLY NEW CASES DISTRICT WISE (MAY-JUNE 2021)

DISTRICT	1 - 7 MAY	8 - 14 MAY	15 - 21 MAY	22 - 28 MAY	29 MAY - 4 JUNE	5 - 11 JUNE	12-18 JUNE
Dimapur	991	1112	901	662	396	186	143
Kohima	468	586	752	460	296	187	180
Mokokchung	33	53	79	110	142	396	166
Tuensang	20	39	47	135	98	106	29
Phek	7	25	48	95	58	36	17
Zunheboto	9	24	62	64	49	42	22
Wokha	1	15	29	26	40	33	6
Mon	57	42	89	14	43	55	30
Kiphire	2	25	10	27	25	12	8
Longleng	10	15	28	17	14	20	9
Peren	6	15	17	12	11	6	21↑

## DISTRIBUTION OF CASES BY AGE GROUP

Age Group	2020		2021	
	Cases	%	Cases	%
0.1-10	360	3	466	4
11-20	1005	8	1515	12
21-30	3579	30	3376	28
31-40	4060	34	3011	25
41-50	1750	15	1817	15
51-60	849	7	1165	10
61-99	324	3	820	7
<b>TOTAL</b>	<b>11927</b>	<b>100%</b>	<b>12170</b>	<b>100%</b>

## DISTRIBUTION OF CASES BY GENDER

Gender	2020		2021	
	Cases	%	Cases	%
Male	9292	78%	7291	60%
Female	2635	22%	4879	40%
<b>TOTAL</b>	<b>11927</b>	<b>100%</b>	<b>12170</b>	<b>100%</b>

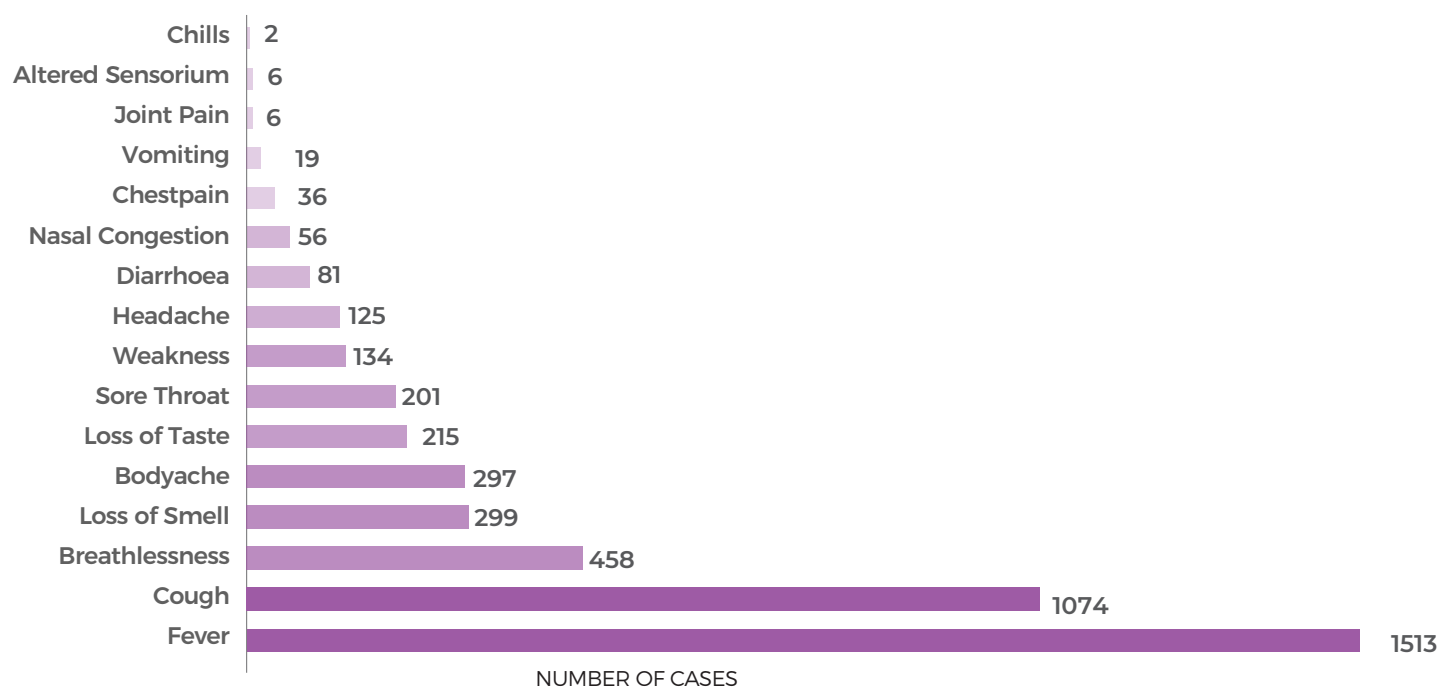
## DISTRICT DISTRIBUTION OF CONFIRMED CASES

Age Group	2020		2021	
	Cases	%	Cases	%
Dimapur	6296	53	5564	46
Kohima	3689	31	3627	30
Mokokchung	178	1	1041	9
Tuensang	250	2	476	4
Mon	627	5	344	3
Phek	50	0.4	309	3
Zunheboto	145	1	280	2
Peren	581	5	104	0.8
Wokha	48	0.4	161	1
Longleng	18	0.2	124	1
Kiphire	45	0.4	112	0.9
Noklak	0	0	28	0.2

## GENERAL CATEGORIZATION OF CONFIRMED CASES

Category	2020 %	2021 %
Self/Random tests	16	52
Traced contacts	32	31
Returnees/Travellers	16	10
Armed/Security Force	39	5
Frontline worker	5	3

## COVID-19 SYMPTOMS REPORTED IN THE STATE BY CONFIRMED CASES



# COVID DEATHS IN THE STATE

22 deaths reported this week

Deaths show a marked decline for the past 3 weeks.

## DEATHS BY DURATION OF HOSPITALISATION

TIMING	2020	2021
< 24 hours	9	75
1 day	10	55
2 days	8	37
3-5 days	12	51
6-10 days	14	44
11-15 days	7	30
16-22 days	1	10
On the way to hospital	2	1
Brought dead	0	9
Under Home Isolation	2	27
Not known	7	40
Leave Against Medical Advice	0	2
<b>TOTAL</b>	<b>72</b>	<b>359</b>

## DISTRIBUTION OF DEATHS BY AGE GROUP

Age Group	2020		2021	
	Deaths	%	Deaths	%
< 14	0	0	0	0
15-29	3	4	10	3
30-44	19	26	102	27
45-59	21	29	120	31
60-74	18	25	102	26
>75	11	15	47	12
<b>TOTAL</b>	<b>72</b>	<b>100%</b>	<b>381</b>	<b>100%</b>

## DISTRIBUTION OF DEATHS BY GENDER

Gender	2020		2021	
	Deaths	%	Deaths	%
Male	52	72%	271	71%
Female	20	28%	110	29%
<b>TOTAL</b>	<b>72</b>	<b>100%</b>	<b>381</b>	<b>100%</b>



## WEEKLY SAMPLE POSITIVITY RATE CHANGE IN DISTRICTS

District	8-14 MAY (lockdown)	15-21 MAY	22-28 MAY	29 MAY - 4 JUNE	5-11 JUNE	12-18 JUNE
Dimapur	31	34	21	13↓	8↓	6↓
Kohima	33	33	23	19↓	12↓	12
Tuensang	5	7	17	21↑	18↓	7↓
Mokokchung	8	22	18	16↓	28↑	22↓
Phek	10	16	19	14↓	11↓	7↓
Zunheboto	25	13	25	32↑	6↓	3↓
Mon	8	8	4	13↑	8↓	4↓
Longleng	11	16	15	9↓	11↑	5↓
Wokha	9	8	16	20↑	9↓	4↓
Kiphire	7	6	16	14↓	9↓	10↑
Peren	10	12	9	10↑	7↓	7
State	23	21	20	16↓	13↓	8↓

## DISTRICT WISE COVID 19 SITUATIONAL LEVEL (12 JUNE - 18 JUNE 2021)

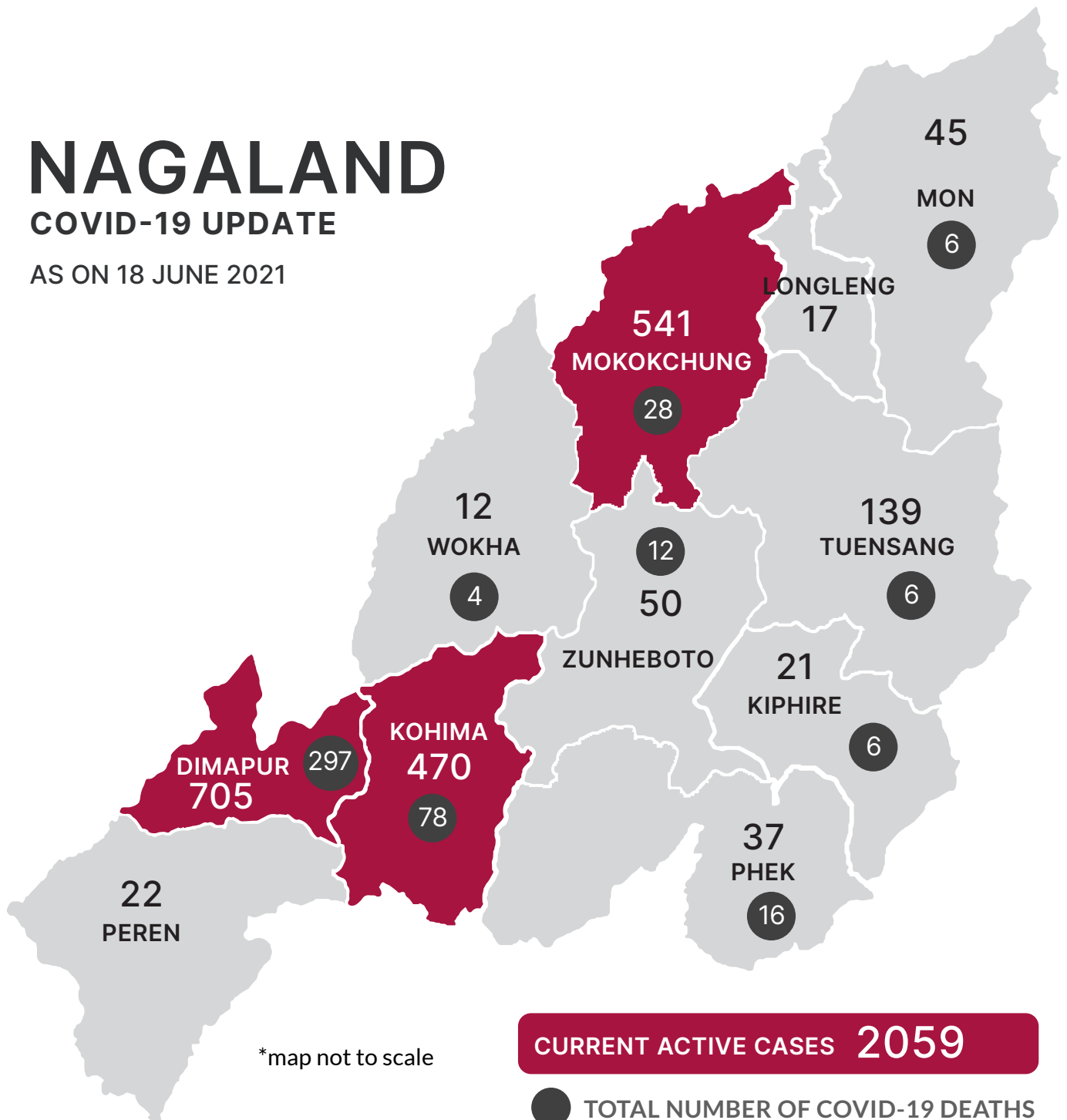
District	Active Cases as on 18 June 2021	Weekly NEW CASES	Weekly percent change in new cases	Total Deaths till date	Weekly Deaths	Bed Occupancy of Oxygen supported beds % <small>as on 18 JUNE 2021</small>	Bed occupancy of ICU beds % <small>as on 18 JUNE 2021</small>	Weekly Samples Tested	Weekly Sample Positivity Rate %
Dimapur	705	143	-23	297	8	7	43	2336	6 %
Mokokchung	541	166	-58	28	4	17	75	772	22 %
Kohima	470	180	-4	78	4	13	32	1526	12 %
Tuensang	139	29	-31	6	2	0	0	424	7 %
Zunheboto	50	22	-48	12	0	13	0	829	3 %
Mon	45	30	-45	6	0	22	40	742	4 %
Phek	37	17	-53	16	1	5	0	232	7 %
Peren	22	21	+250	0	0	4	0	282	7 %
Kiphire	21	8	-33	6	2	0	0	84	10 %
Longleng	17	9	-55	0	0	0	0	164	5 %
Wokha	12	6	-82	4	1	12	0	148	4 %
State	2059	631	-38	453	22	9	30	7424	8 %

**DTF of respective districts have been advised to undertake Public Health and Safety Measures as per situational level in addition to State SOP.**

# NAGALAND

## COVID-19 UPDATE

AS ON 18 JUNE 2021



\*For data reporting, Noklak is covered under Tuensang district as there is no separate surveillance unit yet for the district.

# LET'S STOP COVID-19!



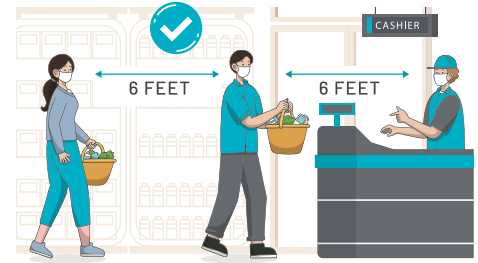
**GET VACCINATED**



**WEAR MASK**



**WASH HANDS**



**WATCH DISTANCE**

## COVID-19 VACCINATION

for all citizens 18 years and above



### **REGISTRATION**

at vaccination center  
or online at  
**WWW.COWIN.GOV.IN**

select preferred Covid19  
Vaccination Center (Govt./Pvt.)



### **CONFIRMATION**

- 1 - SMS on registration
- 2 - SMS with date, time & place of vaccination
- 3 - SMS after 1<sup>st</sup> dose & next due date & time



### **VACCINATION**

carry photo ID proof for  
verification.


**VACCINATION AT GOVERNMENT FACILITIES IS FREE!**

 [www.nagahealth.nagaland.gov.in](http://www.nagahealth.nagaland.gov.in)

 [www.covid19.nagaland.gov.in](http://www.covid19.nagaland.gov.in)

 [www.nsdma.nagaland.gov.in](http://www.nsdma.nagaland.gov.in)

 @MyGovNagaland

 @HealthNagaland

 Coronaga



**DR. NEIKHRIELIE KHIAMIAO**  
Principal Director  
Department of H&FW, Nagaland

#### Bibliography:

DoHFW, Nagaland; COVID-19 War Room, Nagaland; MoHFW; WHO; WCO Nagaland; NCDC, New Delhi;  
CDC, Atlanta; Bloomberg; NEJM; BMJ