

COVID-19 WEEKLY BULLETIN



Global Epidemiological update

After 6 weeks of declining cases in January and February, **there is an increasing trend in cases globally for four consecutive weeks.** According to WHO situation report, a 10 % increase in cases have been observed for the past week. However, deaths have continued to decline despite increase in cases. Brazil, USA, Italy, France and India reported the maximum cases. 420 million doses of the COVID-19 vaccine have been administered as of date across 150 countries (Bloomberg)

COVID-19 CASES CONTINUE TO INCREASE IN INDIA

CASES SPREADING TO TIER II, III CITIES

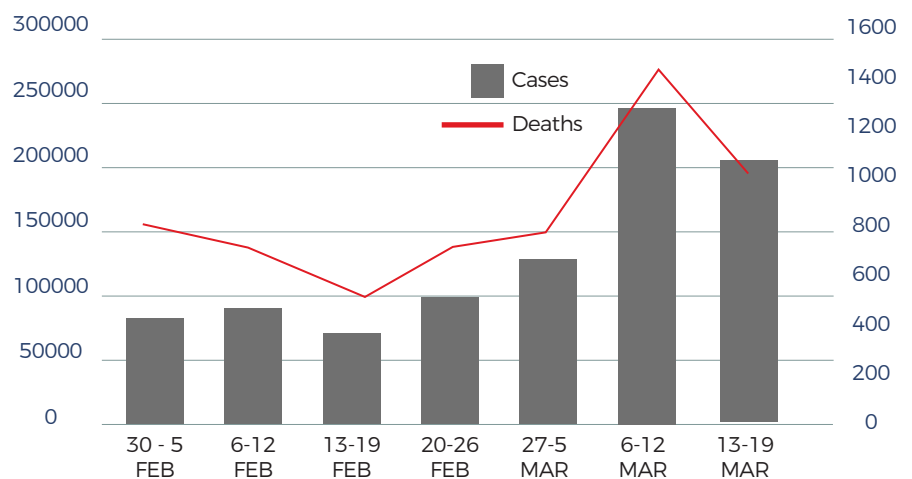
The Prime Minister has called on all Chief Ministers to take stock of the emerging COVID-19 situation and take all measures to prevent another wave.

70 districts in the country witnessed 150% increase in cases as cases spread to smaller towns and cities.

Maximum cases are reported from Maharashtra, Punjab, Kerala, Karnataka, Gujarat and Chhattisgarh.

The Prime Minister urged the states to enforce maintenance of COVID-19 appropriate behaviors despite the fatigue of the pandemic and to increase testing through RT PCR along with genomic sequencing.

India is witnessing a spike in cases for the past four weeks.



as on 19 March 2021

Total Vaccinated with Covid-19 Vaccine

World	420 million	(Bloomberg)
India	39 million	
Nagaland	67,205	

Astrazeneca Vaccine is not related to increased risk of blood clots

European Medicine Agency

Investigation by the European Medicine Agency (EMA) has found that there is no link between the small number of blood clots cases (37 cases out of 20 million) reported and the Astrazeneca Vaccine. The EMA clarified, *“The committee has come to a clear scientific conclusion. This is a safe and effective vaccine. Its benefits in protecting people from covid-19 with the associated risks of death and hospitalization outweigh the possible risks. The committee also concluded*

that the vaccine is not associated with an increase in the overall risk of thromboembolic events or blood clots.”

With this report, some European countries which had temporarily paused the usage of Astrazeneca Vaccine will now resume vaccination as usual. As with any other vaccine, abundant precaution, surveillance and monitoring is continued even during the vaccination phase.

Personal safety measures and covid-19 vaccine - our ticket out of this pandemic

The emerging COVID-19 situation in the country in the midst of opening of institutions, establishments and relaxation of COVID-19 SOPs calls for extra focus on maintenance of COVID-19 appropriate behaviors and vaccination of high-risk individuals as early as possible.

Since COVID-19 is here to stay and extreme public health and safety measures like a lockdown comes with irreparable damage to the community, individual choices of adherence to personal safety measures and protecting ourselves through vaccines will be critical to ensure we do not go back to drastic measures to stop transmission.

The detection of SARS-COV-2 variants across the globe adds to the urgency.



Global | National | Regional | State

Covid 19 Cases	Confirmed cases	Deaths	Death Rate
World	11,82,68,575	26,24,677	2.22%
India	1,13,08,846	1,58,306	1.40%
Nagaland	12,221	81	0.66%

As on 19 March 2021

In the past week:

World: 31,96,091 cases and 59,416 deaths.

India: 2,05,485 cases and 1,064 deaths.

Nagaland: 4 cases and 0 deaths.

COVID-19 VACCINATION IN NAGALAND

Source: UIP, DHFW

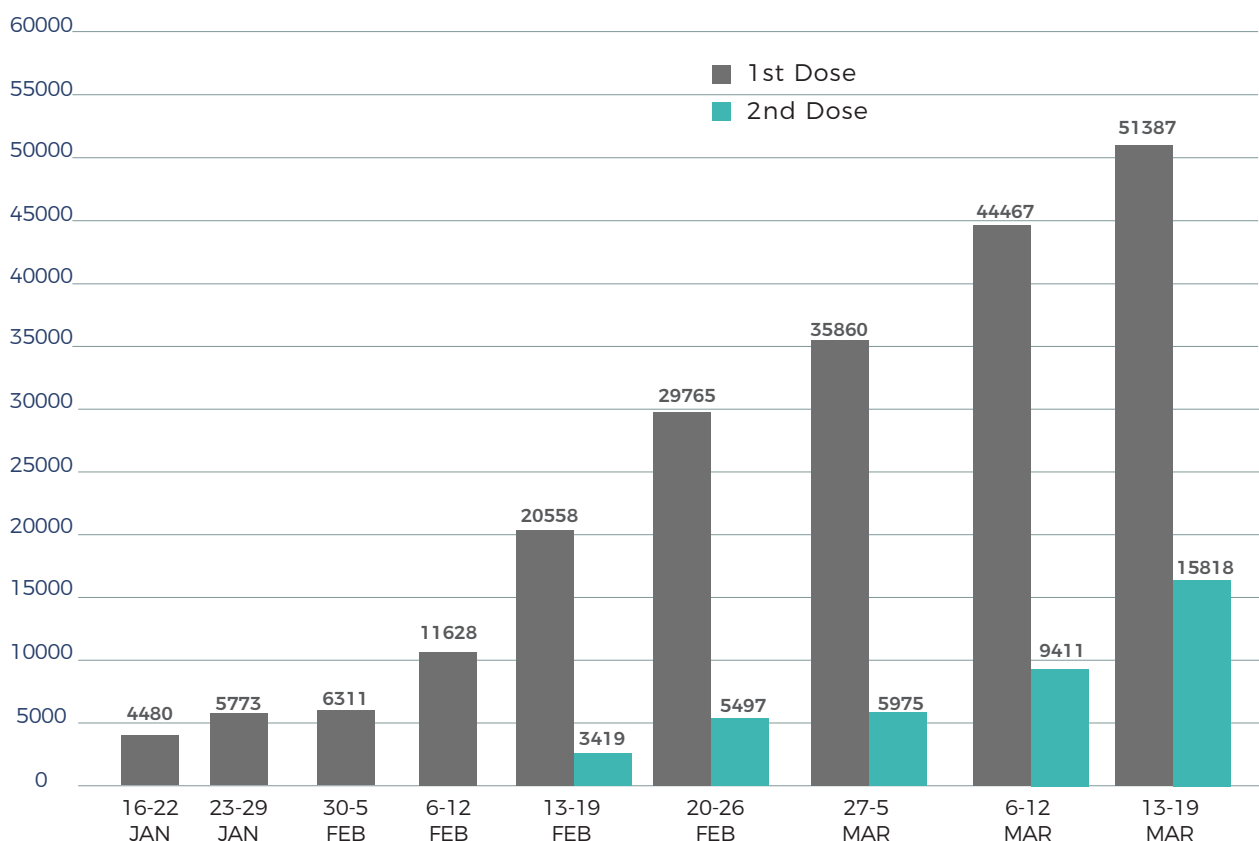
District	Total doses administered
Dimapur	20110
Kohima	13975
Mokokchung	5610
Phek	5461
Mon	4825
Zunheboto	4067
Tuensang	3751
Peren	2617
Wokha	2522
Kiphire	2192
Longleng	2075
State	67,205

Category	Total doses administered
60 years and above	5,885
45-59 with comorbidities	1,231
Healthcare workers 1st Dose	11,527
Healthcare workers 2nd Dose	7,083
Frontline workers 1st Dose	32,744
Frontline workers 2nd Dose	8,735
State	67,205

67,205 doses of COVISHIELD vaccine administered across Nagaland till date.

13,327 doses administered in the past week.

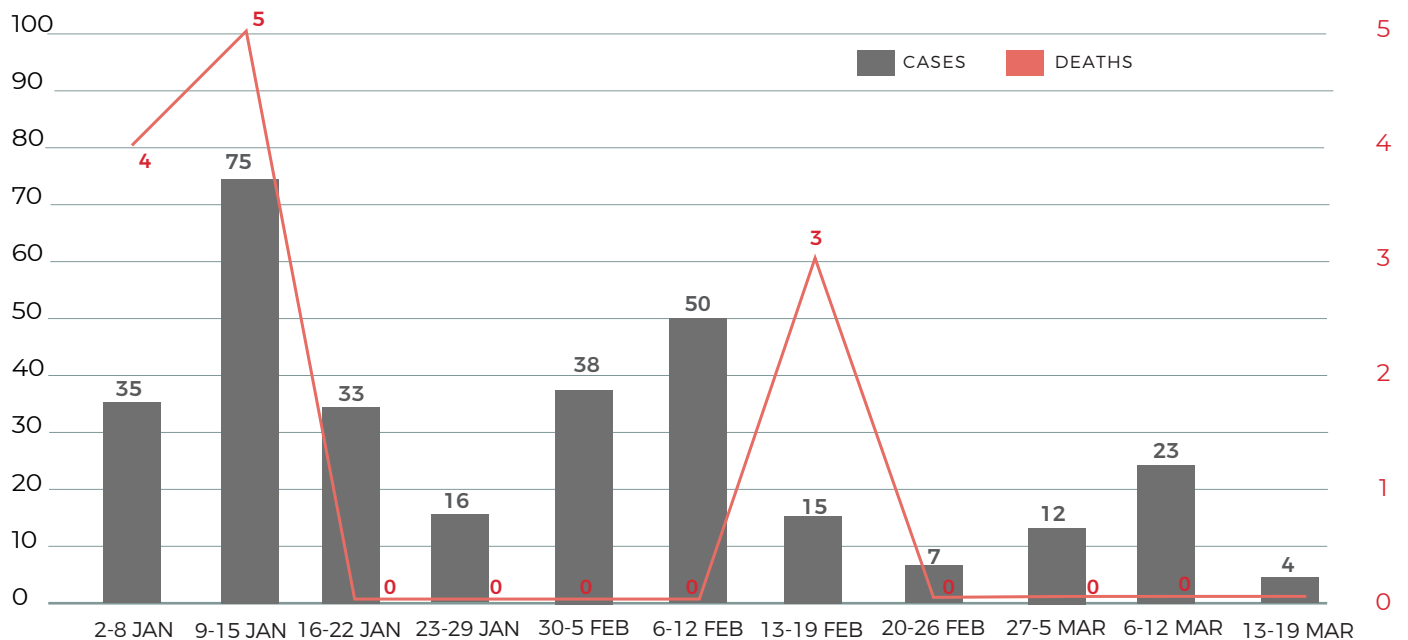
TOTAL BENEFICIARIES



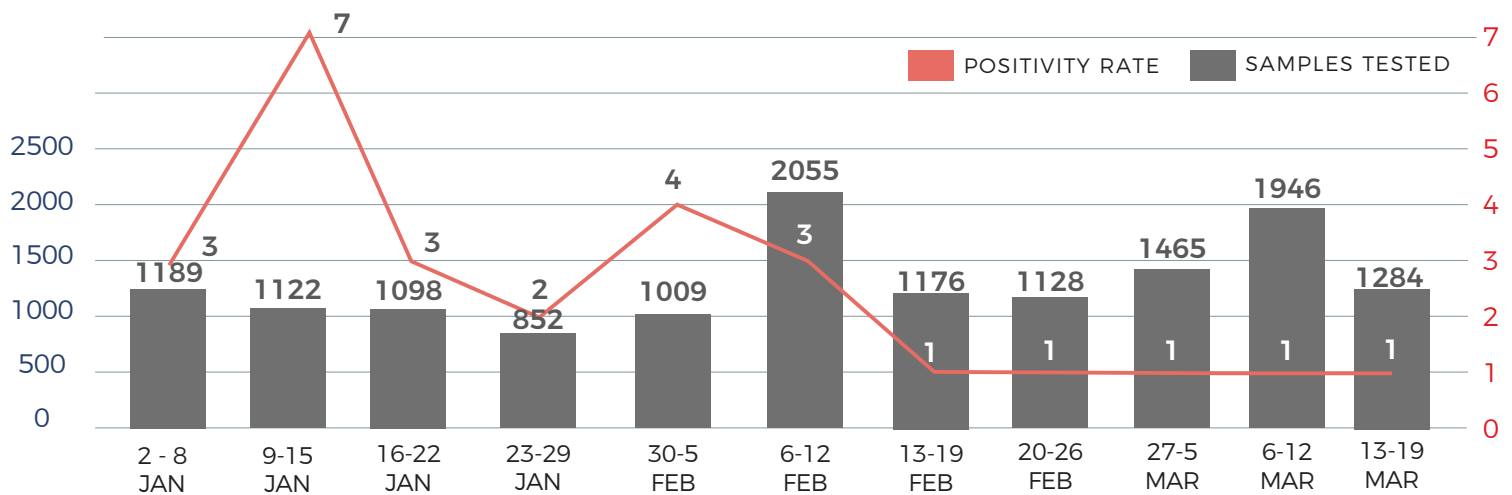
CONFIRMED CASES (weekly data)

4 confirmed cases this week

WEEKLY DATA OF CONFIRMED CASES AND DEATHS



WEEKLY DATA ON SAMPLE TESTING & SAMPLE POSITIVITY RATE



CONFIRMED CASES THIS WEEK

Age Group	Cases
Traced Contacts/Self-test	2
Travelers	0
Armed forces/ Security	2
Frontline workers	0
TOTAL	4

91% of total tests were done by RAT in the past week

Test Type	No of tests	%
RT PCR	75231	56
TRUENAT	37487	28
RAT	21913	16
TOTAL	1,34,721	100%

DISTRICT WISE TESTING: WEEKLY

District	Total Tests	% of RT PCR/ TRIENAT Test
Dimapur	776	0
Kiphire	21	0
Kohima	170	61
Longleng	2	0
Mokokchung	54	11
Mon	112	0
Peren	4	75
Phek	27	4
Tuensang	97	0
Wokha	5	60
Zunheboto	15	0
Total	1284	9

Isolate & get yourself tested if you have any Covid-19 like symptoms or if you come in contact with a positive case.

NAGALAND COVID-19 HELPLINE
1800-345-0019

DATA AS ON 19 MARCH 2021

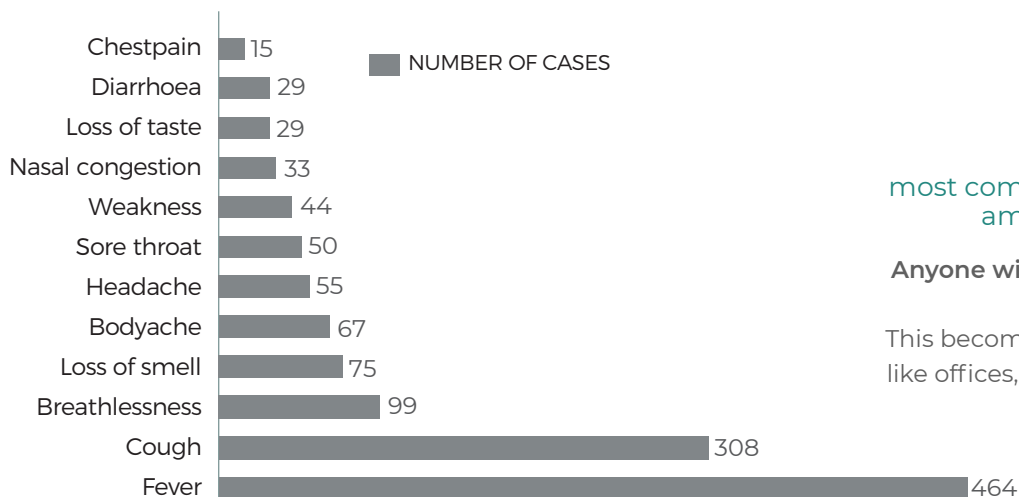
COVID DEATHS SUMMARY

All COVID-19 deaths are certified by the state death committee as per ICMR and WHO ICD 10 guideline.

- Total Deaths: 81
- Median Age: 55 yrs
- Range: 24 - 90 yrs
- Gender: Males 73%
- Deaths with comorbidities: 84%
- Most common comorbidities:
Hypertension & diabetes

84% of deaths have associated comorbidities like diabetes, hypertension, chronic kidney and liver diseases, heart diseases etc.

CLINICAL SYMPTOMS REPORTED AMONG CONFIRMED CASES IN THE STATE



**fever
cough
breathlessness**

most common presenting feature among symptomatic cases

Anyone with these symptoms should **ISOLATE** and get tested. This becomes vital in high-risk settings like offices, colleges or schools to avoid a super spreader event.

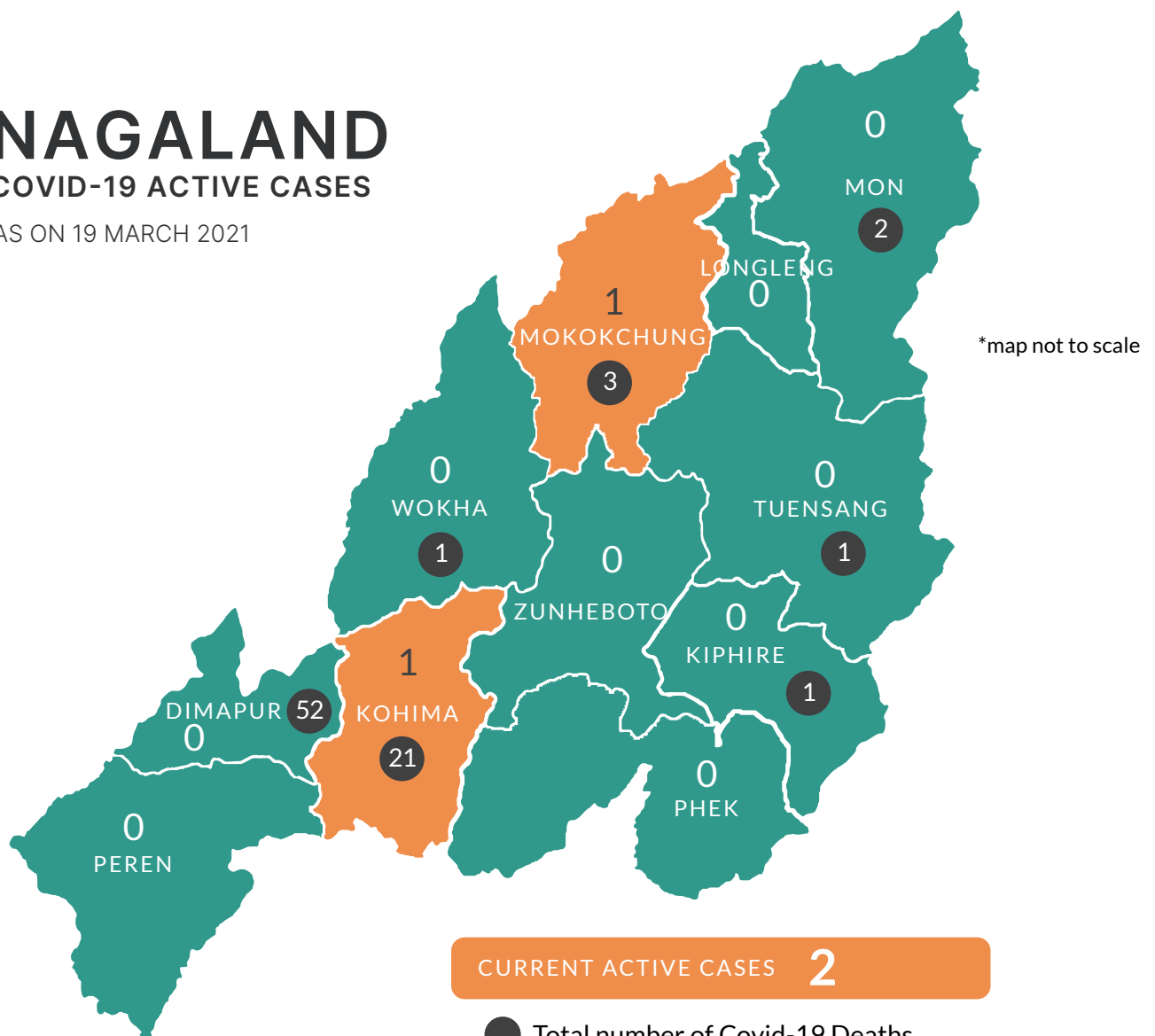
DISTRICT DISTRIBUTION OF ACTIVE CASES AND SAMPLING

District	Total Cases	Active Cases	Deaths	Samples Tested	Tests per thousand population	Positivity Rate
Kohima	3904	1	21	38889	140	10.0 %
Mokokchung	195	1	3	5578	28	3.5 %
Dimapur	6478	0	52	54621	140	11.9 %
Kiphire	41	0	1	1281	17	3.2 %
Longleng	19	0	0	1319	25	1.4 %
Mon	605	0	2	13614	53	4.4 %
Peren	507	0	0	6062	62	8.4 %
Phek	47	0	0	3152	19	1.5 %
Tuensang	248	0	1	6148	30	4.0 %
Wokha	39	0	1	1723	10	2.3 %
Zunheboto	142	0	0	2334	16	6.1 %
TOTAL	12225	2	81	134721	66.0	9.1 %

NAGALAND

COVID-19 ACTIVE CASES

AS ON 19 MARCH 2021



*For data reporting, Noklak is covered under Tuensang district as there is no separate surveillance unit yet for the district.

LET'S STOP COVID-19!



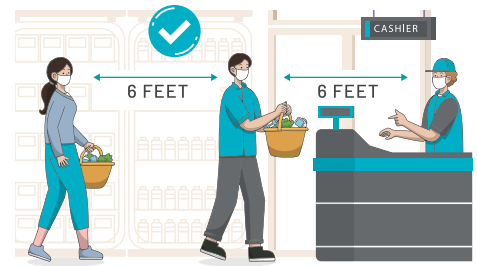
GET VACCINATED



WEAR MASK



WASH HANDS



WATCH DISTANCE

from 1st March 2021

COVID-19 VACCINATION

Citizens 60 years & above **PHOTO ID PROOF**

Citizens 45-59 years with co-morbidities **COMORBIDITY CERTIFICATE + PHOTO ID PROOF**



REGISTRATION

at vaccination center
or online at
WWW.COWIN.GOV.IN

select preferred Covid19
Vaccination Center (Govt./Pvt.)



CONFIRMATION


- 1 - SMS on registration
- 2 - SMS with date, time & place of vaccination
- 3 - SMS after 1st dose & next due date & time



VACCINATION

carry photo ID proof for
verification.


VACCINATION AT GOVERNMENT FACILITIES IS FREE!

 www.nagahealth.nagaland.gov.in

 www.covid19.nagaland.gov.in

 www.nsdma.nagaland.gov.in

 @MyGovNagaland

 @HealthNagaland

 Coronaga

DR. NYANTHUNG KIKON

State Nodal Officer

IDSP, H&FW

Nagaland

Bibliography:

DoHFW, Nagaland; COVID-19 War Room, Nagaland; MoHFW; WHO; WCO Nagaland; NCDC, New Delhi; CDC, Atlanta; Bloomberg; NEJM; BMJ