

COVID-19

WEEKLY BULLETIN



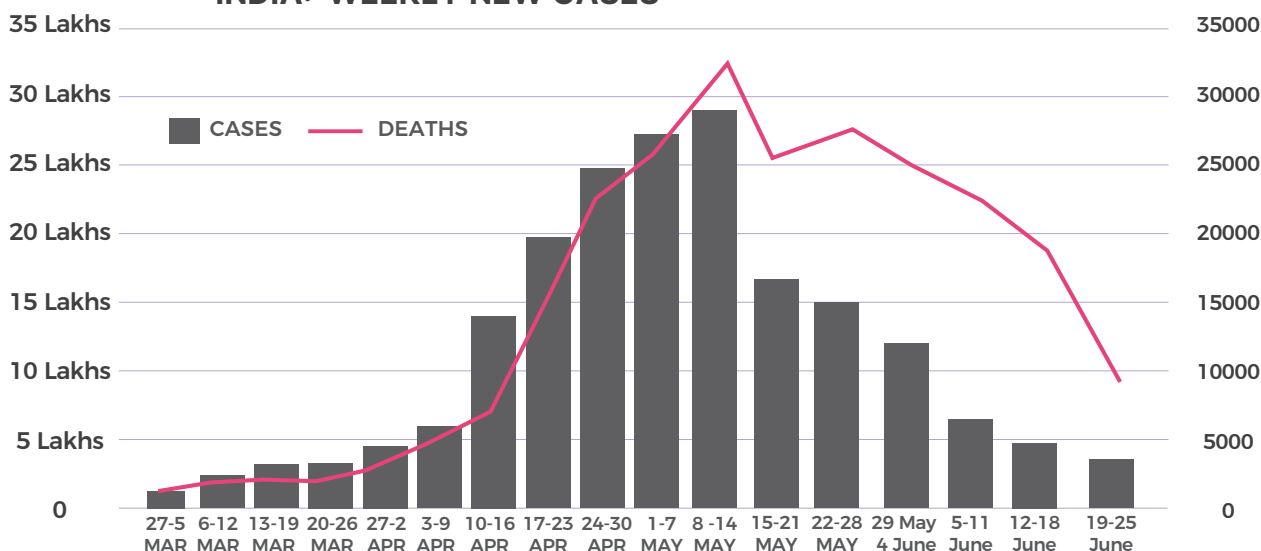
Global Epidemiological Update

Global cases continue to decrease over the globe except for the African region which has reported a 39% increase. A total of 3.89 million people has died of COVID-19 across the world.

National Update

Cases continue to decline for the 6th consecutive week in the country. 3.59 lakh cases and 9,356 deaths were reported from the last week.

INDIA: WEEKLY NEW CASES



As on 25 JUNE 2021

Global | National | State

Variables	Confirmed cases	Deaths	Death Rate	Total Covid-19 Vaccine Doses given
World	17,96,86,071	38,99,172	2.17%	2.62 billion
India	3,01,83,143	3,94,493	1.31%	31.5 crores
Nagaland	24,759	467	1.89%	4.60 lakhs

As on 25 JUNE 2021

North Eastern States

State	Active Cases	Total Deaths
Assam	29804	4370
Manipur	5668	1093
Meghalaya	4665	814
Mizoram	4448	89
Tripura	3726	665
Arunachal Pradesh	2523	165
Sikkim	2255	299
Nagaland	1508	467

In the past week:

World: 25,77,376 cases and 58,949 deaths.

India: 3,59,597 cases and 9,356 deaths.

Nagaland: 662 cases and 14 deaths.

ONE SUPERSPREADER EVENT REPORTED FROM MON

A total of 37 cases with a positivity rate of 40% have been reported from a Prison in Mon.

The high infectivity of SARS COV 2 in “closed spaces with poor ventilation and crowding” is again highlighted by this event.

All super spreader events have been reported from closed crowded spaces. Maximum precautions (double masking, crowd control and improving natural ventilation) is needed in closed spaces.

WEEKLY SUMMARY

- Tuensang, Phek, Wokha, Zunheboto, Peren and Mon have reported an increase in cases from the past week with the highest increase in Peren district.
- Three districts (Kohima, Mokokchung and Peren) have a weekly sample positivity rate of more than 10%. The state average is 9%
- The state reported 14 Covid-19 deaths in the week - lowest weekly deaths in 8 weeks.
- The 7-day moving average of new cases has reduced to 84 from 305 cases at the peak of the wave.
- Maximum number of positive cases in 2021 has been found in the 21–30-year age group at 28%
- Highest number of deaths in 2021 have been reported from the 45–59-year age group at 32 %
- A total of 27 deaths have been reported from home isolation as of date.

**SINGLE DOSE OF COVISHIELD VACCINE REDUCES
HOSPITAL ADMISSIONS FOR 80 YEARS AND ABOVE BY 80%
IN UK THROUGH A CASE CONTROL STUDY.**

(SOURCE: UIP, DHFW)

COVID-19 VACCINATION

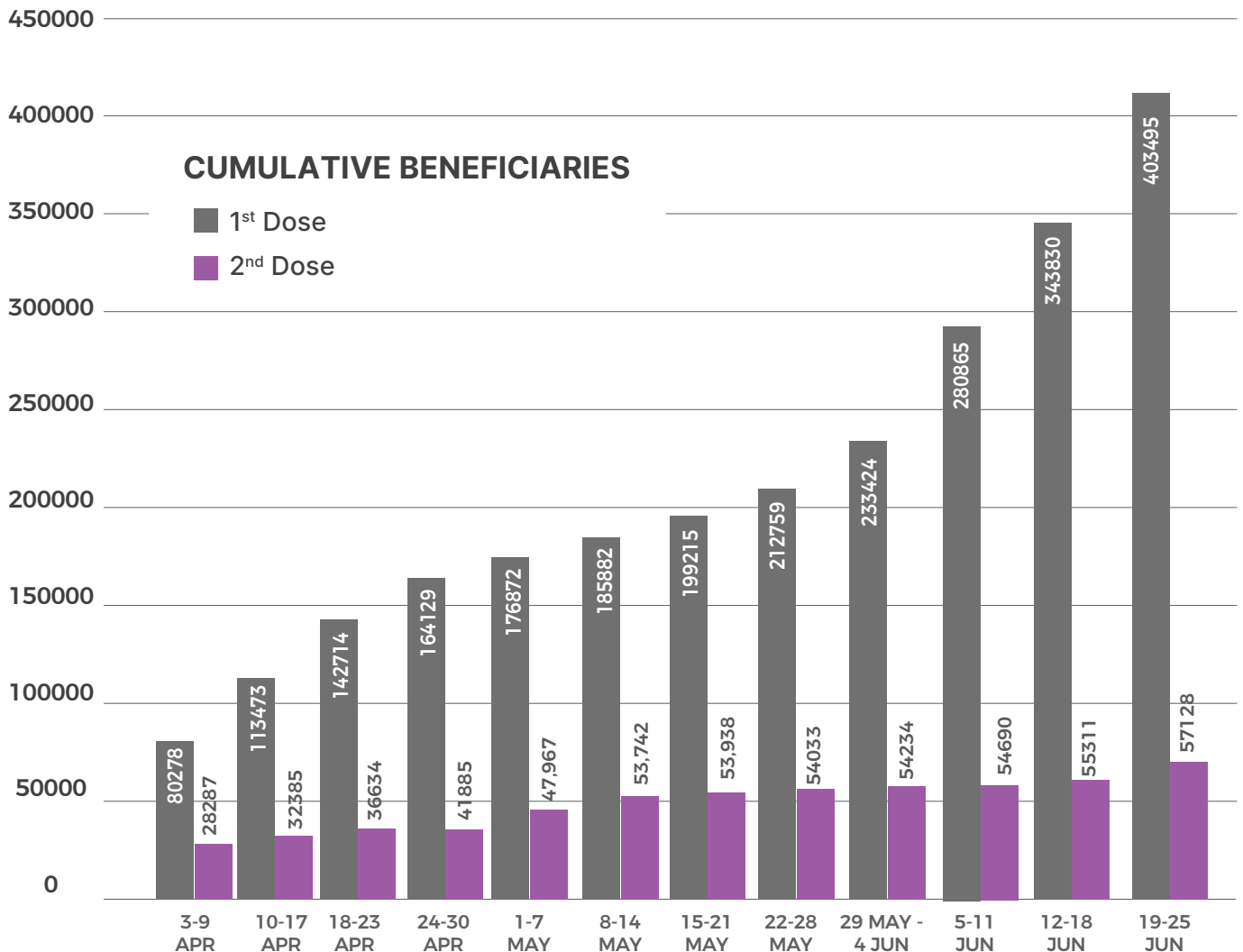
4,60,623 doses have been administered across the state over 6,544 sessions.

61,482 doses administered the past week.

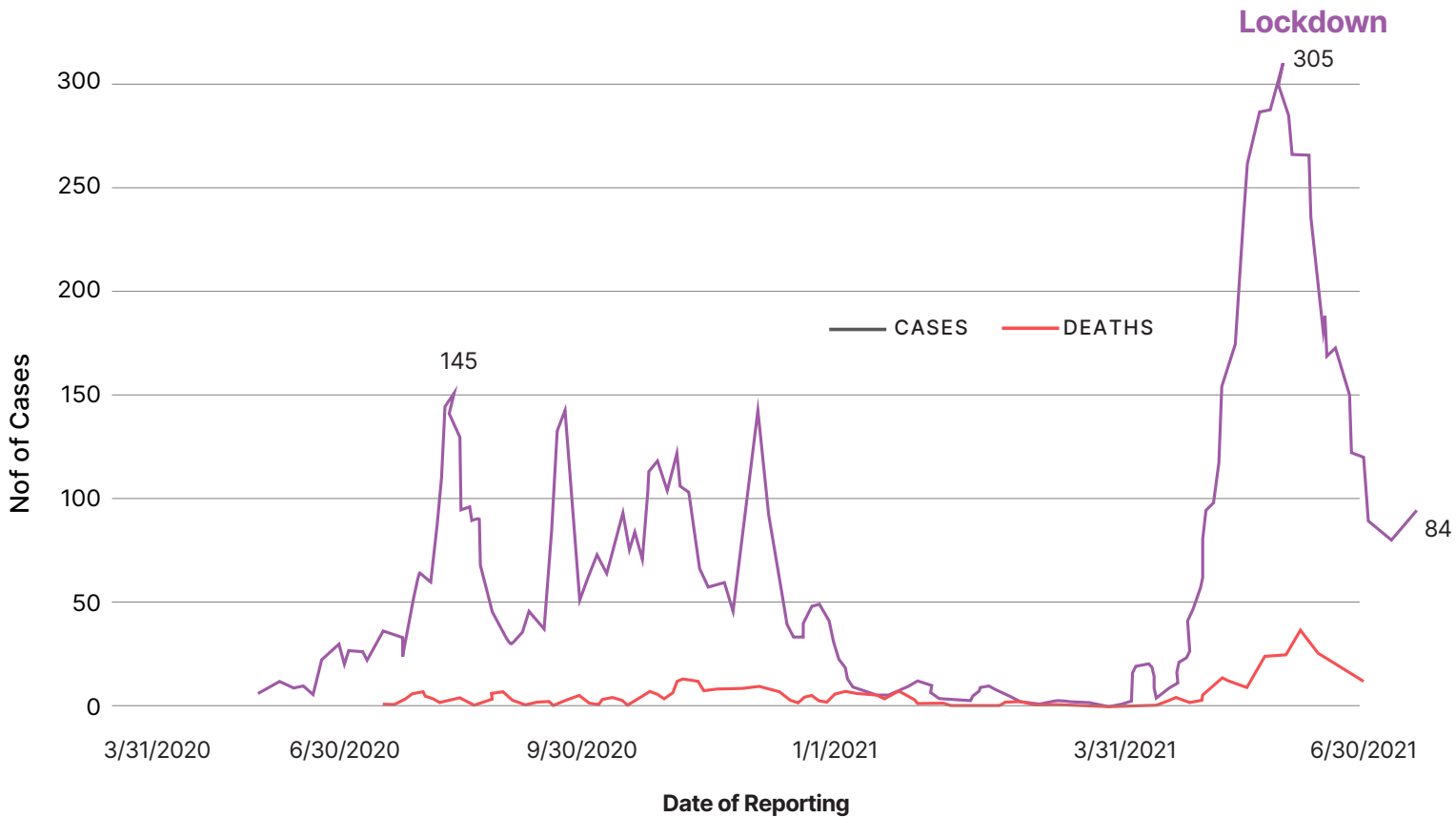
Category	1 st Dose	2 nd Dose
45 years and above	1,45,433	17,997
18 to 44 Years	1,82,203	10
Healthcare workers	15,788	10,423
Frontline workers	60,071	28,698

District	Total doses administered	1 st dose coverage of eligible beneficiaries
Dimapur	141577	56 %
Kohima	79304	44 %
Longleng	16634	40 %
Mokokchung	48458	31 %
Zunheboto	30171	28 %
Mon	44501	26 %
Phek	27082	22 %
Wokha	26843	22 %
Peren	14600	21 %
Tuensang	23191	17 %
Kiphire	8262	12 %
State	4,60,623	33%

*Coverage is based on census and is subject to accuracy of census population, migration and other factors. Coverage will also vary by coverage of frontline and healthcare workers.



DAILY COVID-19 CASE INCREASE WITH 7 DAY MOVING AVERAGE (MAY 2020 TILL DATE)

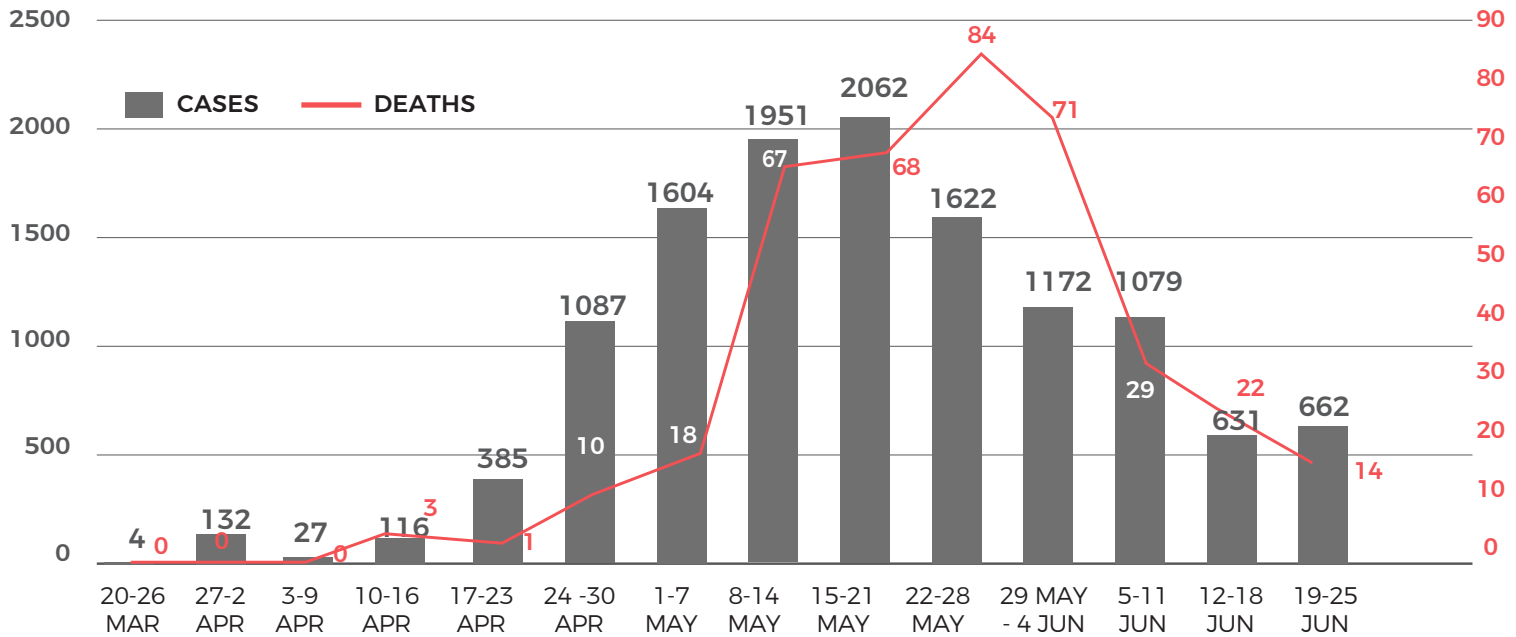


DATA AS ON 25 JUNE 2021

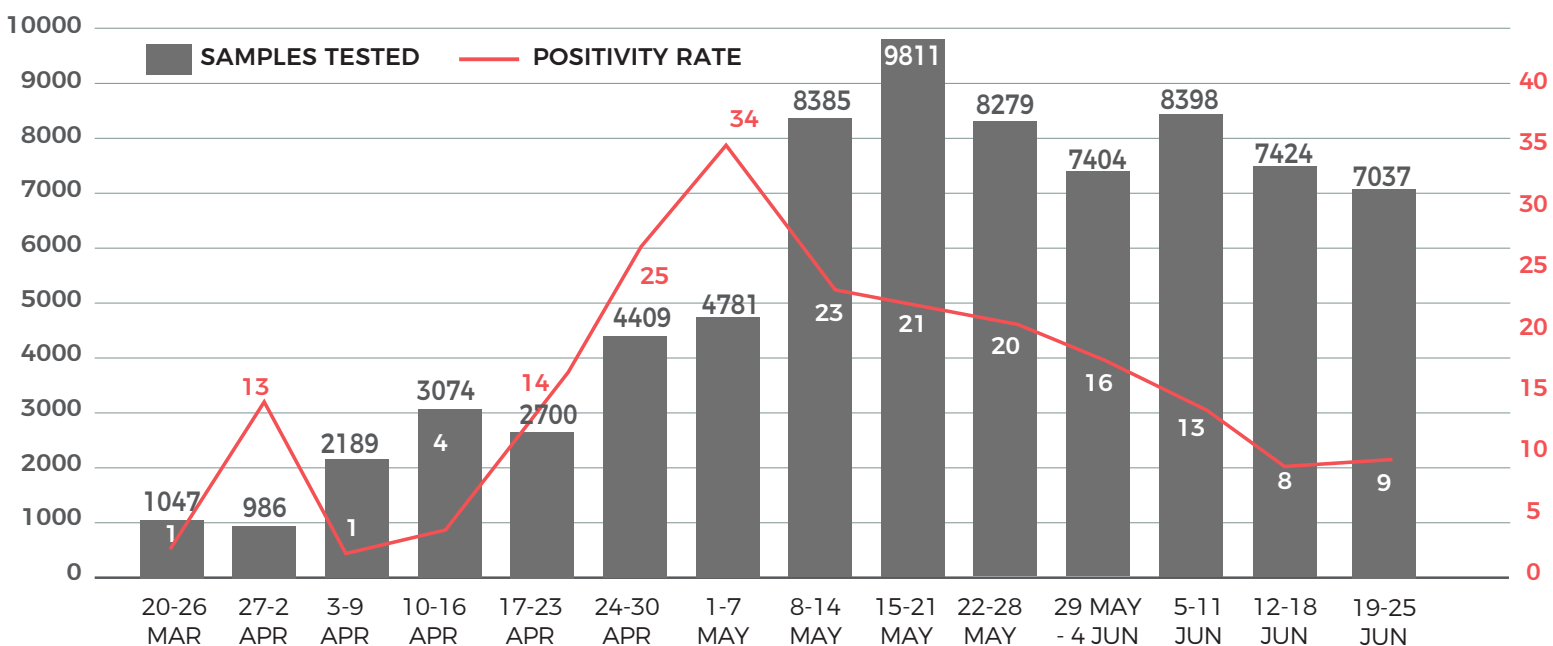
CONFIRMED CASES (weekly data)

662 confirmed cases this week.

WEEKLY DATA OF CONFIRMED CASES AND DEATHS



WEEKLY DATA ON SAMPLE TESTING & SAMPLE POSITIVITY RATE



Weekly sample positivity rate is below 10%.

CONFIRMED CASES THIS WEEK

Category	Cases	%
Self-Test/ Random Test	307	46 %
Trace Contacts	286	43 %
Travellers	29	4 %
Frontline Workers	21	3 %
Security personnel	19	3 %
TOTAL	662	100%

7,037 samples were tested the past week with a weekly positivity rate of 9%.

WEEKLY NEW CASES DISTRICT WISE (MAY-JUNE 2021)

DISTRICT	1 - 7 MAY	8 - 14 MAY	15 - 21 MAY	22 - 28 MAY	29 MAY - 4 JUNE	5 - 11 JUNE	12-18 JUNE	19-25 JUNE
Dimapur	991	1112	901	662	396	186	143	138
Kohima	468	586	752	460	296	187	180	180
Mokokchung	33	53	79	110	142	396	166	91
Tuensang	20	39	47	135	98	106	29	39
Phek	7	25	48	95	58	36	17	27
Zunheboto	9	24	62	64	49	42	22	36
Wokha	1	15	29	26	40	33	6	20
Mon	57	42	89	14	43	55	30	47
Kiphire	2	25	10	27	25	12	8	6
Longleng	10	15	28	17	14	20	9	10
Peren	6	15	17	12	11	6	21	68

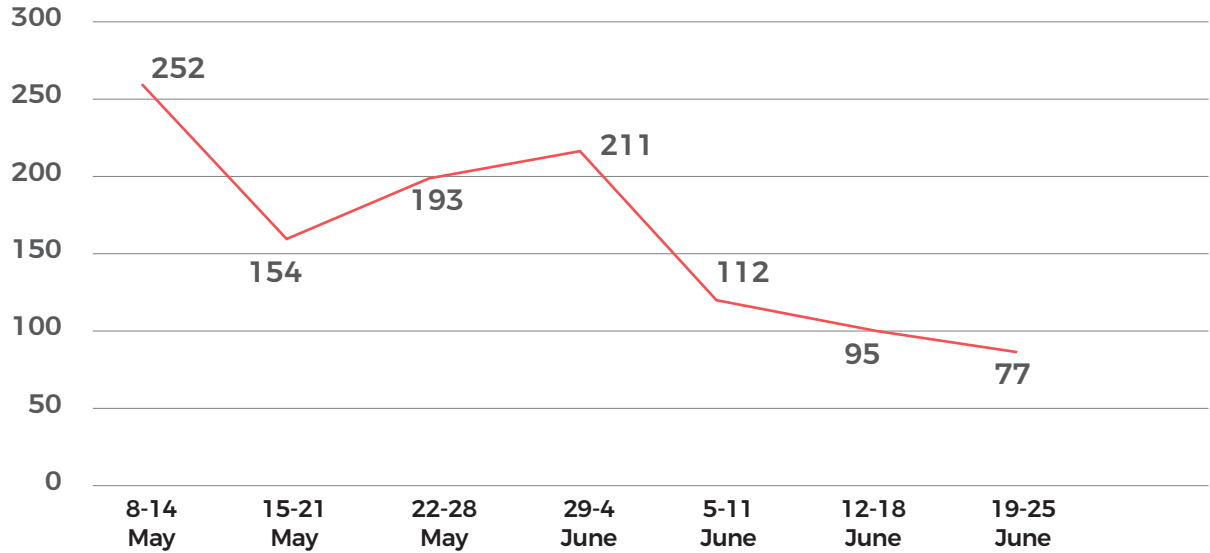
DISTRIBUTION OF CASES BY AGE GROUP

Age Group	2020 %	2021 %
0.1-10	3	4
11-20	8	12
21-30	30	28
31-40	34	25
41-50	15	15
51-60	7	10
61-99	3	7
TOTAL	100%	100%

DISTRIBUTION OF CASES BY GENDER

Gender	2020 %	2021 %
Male	78%	60%
Female	22%	40%
TOTAL	100%	100%

WEEKLY COVID-19 HOSPITAL ADMISSIONS



— Weekly Hospital Admissions

COVID DEATHS IN THE STATE

14 deaths reported this week

DISTRIBUTION OF DEATHS BY AGE GROUP

Age Group	2020 %	2021 %
< 14	0	0
15-29	4	3
30-44	26	27
45-59	29	32
60-74	25	27
>75	15	12
TOTAL	100%	100%

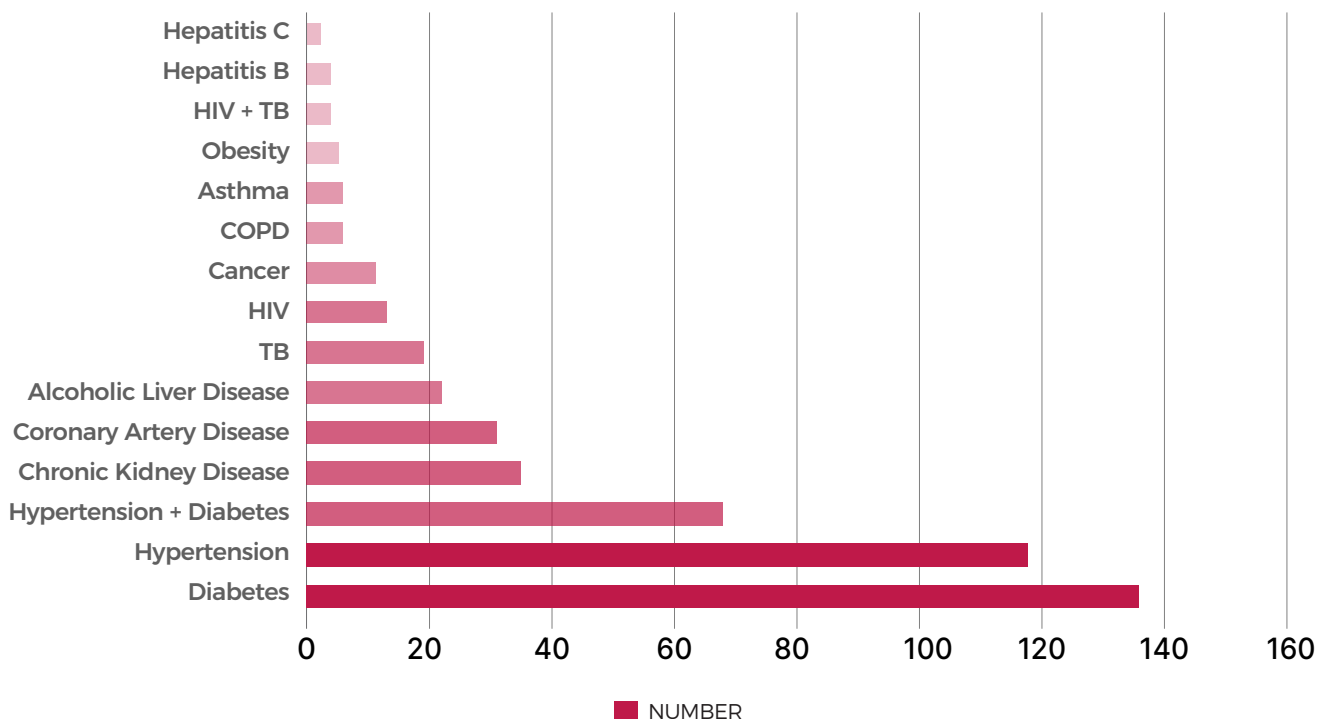
COVID-19 DEATHS UNDER HOME ISOLATION

DISTRICT	NUMBER OF DEATHS
Dimapur	10
Mokokchung	7
Phek	4
Mon	2
Kohima	2
Zunheboto	1
Kiphire	1
TOTAL	27

DISTRIBUTION OF DEATHS BY GENDER

Gender	2020 %	2021 %
Male	72%	71%
Female	28%	29%
TOTAL	100%	100%

NUMBER OF COMORBIDITIES ASSOCIATED WITH COVID-19 DEATHS



WEEKLY SAMPLE POSITIVITY RATE CHANGE IN DISTRICTS

District	8-14 MAY (lockdown)	15-21 MAY	22-28 MAY	29 MAY - 4 JUNE	5-11 JUNE	12-18 JUNE	19-25 JUNE
Dimapur	31	34	21	13	8	6	7↑
Kohima	33	33	23	19	12	12	13↑
Tuensang	5	7	17	21	18	7	6↓
Mokokchung	8	22	18	16	28	22	13↓
Phek	10	16	19	14	11	7	9↑
Zunheboto	25	13	25	32	6	3	7↑
Mon	8	8	4	13	8	4	9↑
Longleng	11	16	15	9	11	5	9↑
Wokha	9	8	16	20	9	4	8↑
Kiphire	7	6	16	14	9	10	7↓
Peren	10	12	9	10	7	7	12↑
State	23	21	20	16	13	8	9↑

DISTRICT WISE COVID 19 SITUATIONAL LEVEL (19 - 25 JUNE 2021)

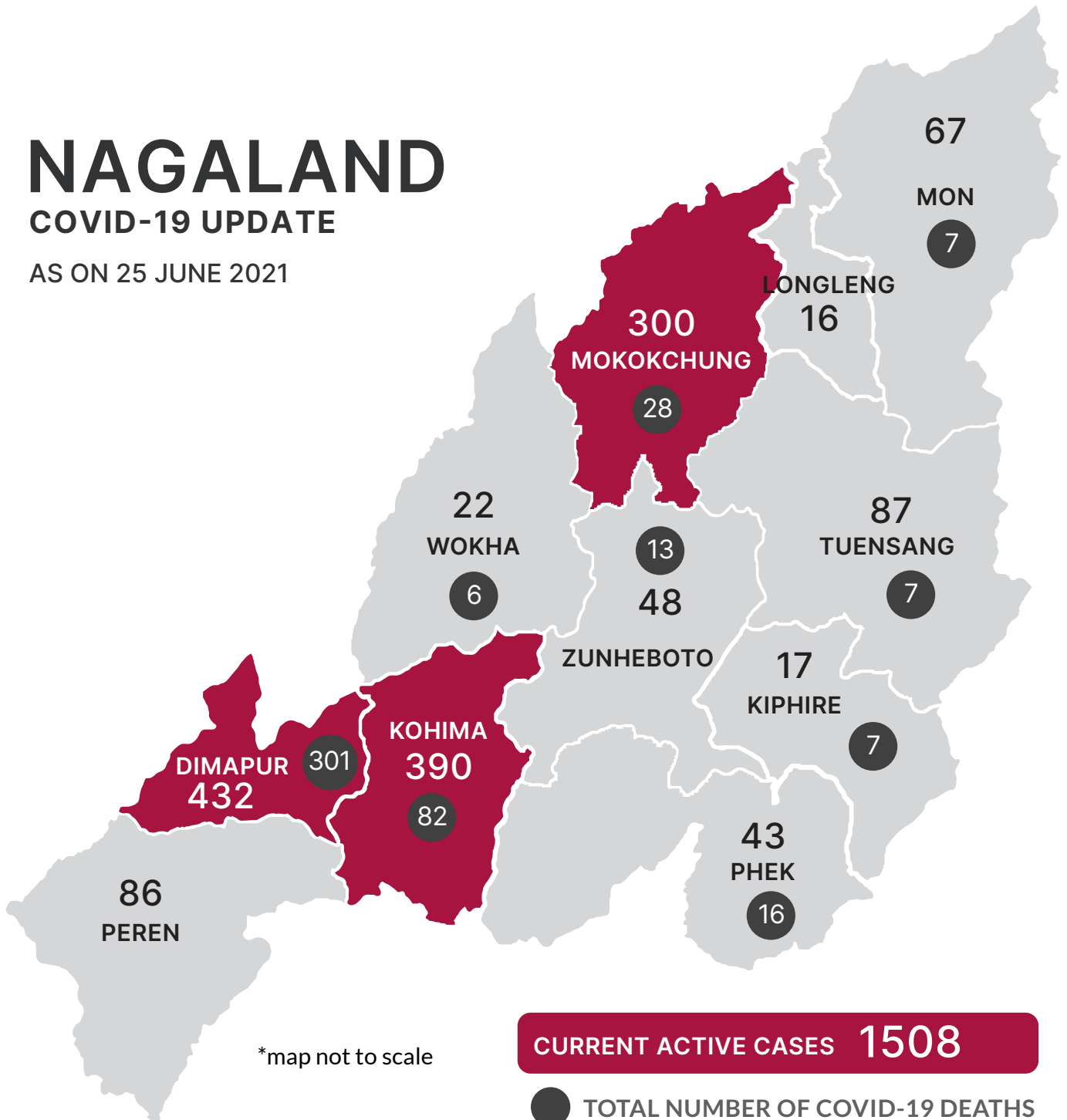
District	Active Cases as on 25 June 2021	Weekly NEW CASES	Total Deaths till date	Weekly Deaths	Bed Occupancy of Oxygen supported beds % as on 25 JUNE 2021	Bed occupancy of ICU beds % as on 25 JUNE 2021	Weekly Samples Tested	Weekly Sample Positivity Rate %
Dimapur	432	138	301	4	5	23	2031	7 %
Kohima	390	180	82	4	11	21	1350	13 %
Mokokchung	300	91	28	0	75	50	721	13 %
Tuensang	87	39	7	1	2	0	639	6 %
Peren	86	68	0	0	4	0	574	12 %
Mon	67	47	7	1	19	0	509	9 %
Zunheboto	48	36	13	1	0	0	488	7 %
Phek	43	27	16	0	9	50	302	9 %
Wokha	22	20	6	2	4	0	236	8 %
Kiphire	17	6	7	1	0	0	81	7 %
Longleng	16	10	0	0	0	0	106	9 %
State Total	1508	662	467	14	8	17	7037	9 %

DTF of respective districts have been advised to undertake Public Health and Safety Measures as per situational level in addition to State SOP.

NAGALAND

COVID-19 UPDATE

AS ON 25 JUNE 2021



*For data reporting, Noklak is covered under Tuensang district as there is no separate surveillance unit yet for the district.

LET'S STOP COVID-19!



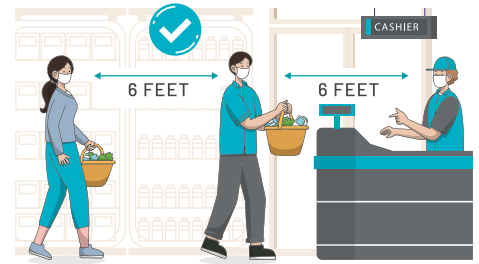
GET VACCINATED



WEAR MASK



WASH HANDS



WATCH DISTANCE

COVID-19 VACCINATION

for all citizens 18 years and above



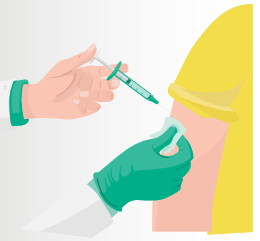
REGISTRATION

at vaccination center
or online at
WWW.COWIN.GOV.IN
select preferred Covid19
Vaccination Center (Govt./Pvt.)



CONFIRMATION


- 1 - SMS on registration
- 2 - SMS with date, time & place of vaccination
- 3 - SMS after 1st dose & next due date & time



VACCINATION


carry photo ID proof for
verification.


VACCINATION AT GOVERNMENT FACILITIES IS FREE!

 www.nagahealth.nagaland.gov.in

 @MyGovNagaland

 www.covid19.nagaland.gov.in

 @HealthNagaland

 www.nsdma.nagaland.gov.in

 Coronaga



DR. NEIKHRIELIE KHI MIAO

Principal Director
Department of H&FW, Nagaland

Bibliography:

DoHFW, Nagaland; COVID-19 War Room, Nagaland; MoHFW; WHO; WCO Nagaland; NCDC, New Delhi;
CDC, Atlanta; Bloomberg ; NEJM; BMJ