

COVID-19

WEEKLY BULLETIN



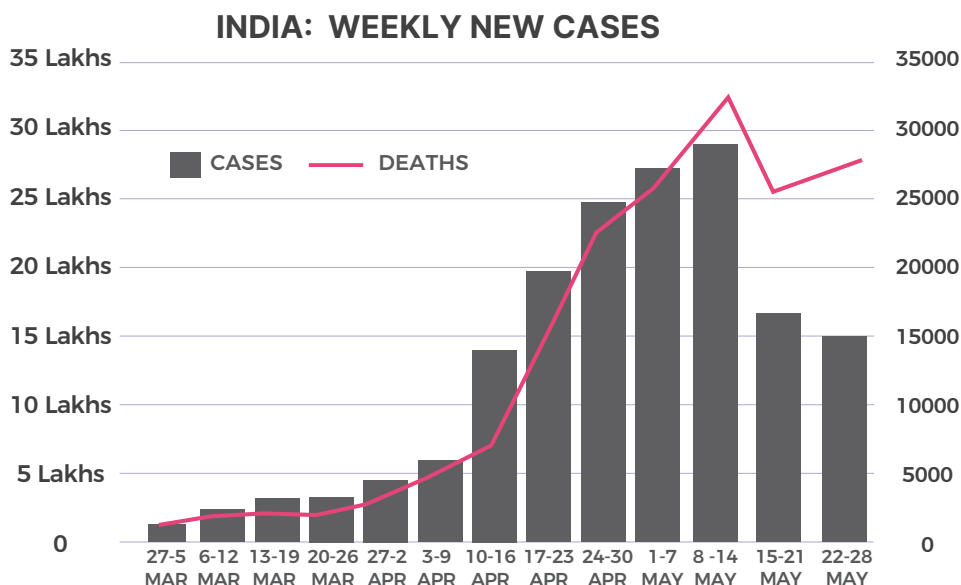
Global Epidemiological update

The number of new cases and deaths continue to decline across the globe except in the Western Pacific Region. India, Brazil and Argentina reported the highest number of cases in the last 7 days. 168 million people have been infected with more than 3.5 million reported COVID-19 deaths as of date.

India: Daily cases decrease but deaths continue to rise

India reported less than 3 lakh daily new cases for the last 12 days with less than 10% sample positivity rate.

In the last 24 hours, increase in the number of active cases have been reported only from the North Eastern States.



As on 28 MAY 2021

As on 28 MAY 2021

Global | National | State

Variables	Confirmed cases	Deaths	Death Rate	Total Covid-19 Vaccine Doses given
World	16,85,99,045	35,07,477	2.08%	1.6 billion
India	2,75,55,457	3,18,895	1.16%	29.19 crores
Nagaland	21,215	331	1.56%	2.66 lakhs

North Eastern States

State	Active Cases	Total Deaths
Assam	55068	3088
Meghalaya	8255	524
Manipur	7462	748
Tripura	7215	485
Nagaland	4990	331
Arunachal Pradesh	3692	109
Sikkim	3604	240
Mizoram	2861	34

In the past week:

World: 34,40,760 cases and 82,460 deaths.

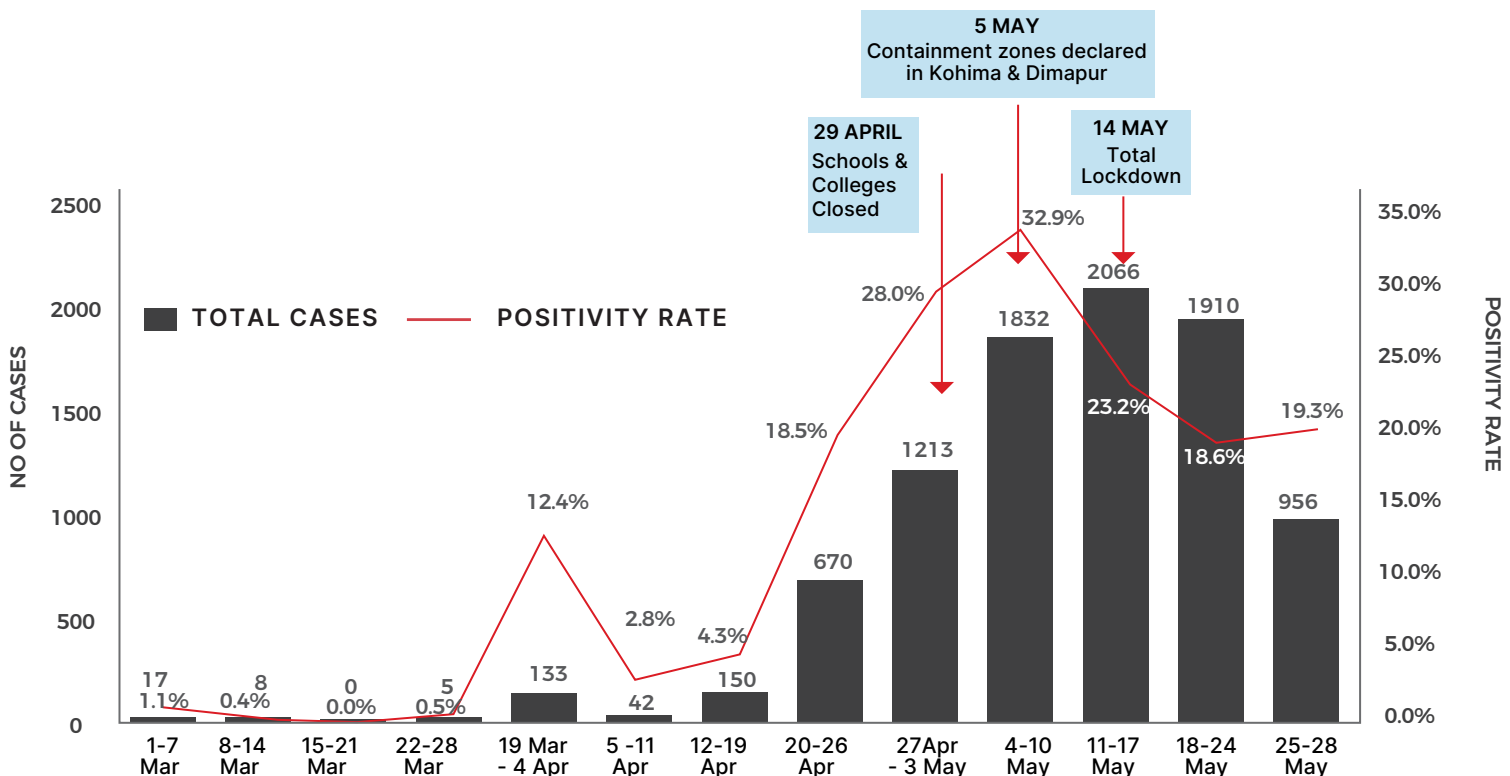
India: 15,23,466 cases and 27,564 deaths.

Nagaland: 1622 cases and 84 deaths.

IMPACT OF CONTAINMENT ZONES AND TOTAL LOCKDOWN

Indicator /Timeline	5 May 2021 Containment Zone in Kohima & Dimapur	14 May 2021 Total Lockdown in the State	28 May 2021 14 days after lockdown	Remarks
7 Day Moving Average of Daily New Cases	200	266	220(↓)	Daily cases usually decrease two weeks or more after a lockdown and there has been a small decline but it has to be sustained with more measures for a full 28-day cycle. Decline has been more in Dimapur.
Weekly sample positivity rate	34%	23%	21%(↓)	The overall sample positivity rate has declined but there has been an increase in number of districts with more than 10% weekly sample positivity rate.
Weekly COVID Hospital admissions	160	252	193 (--)	Hospital admissions and cases may continue or remain steady for a week or more even with lockdown.
Weekly deaths	18	67	84 (↑)	Deaths always follow a week or more after increase in cases and is expected to plateau in a week unless there are no new infections.

WEEK-WISE COVID-19 POSITIVE CASES & POSITIVITY RATE



(SOURCE: UIP, DHFW)

COVID-19 VACCINATION

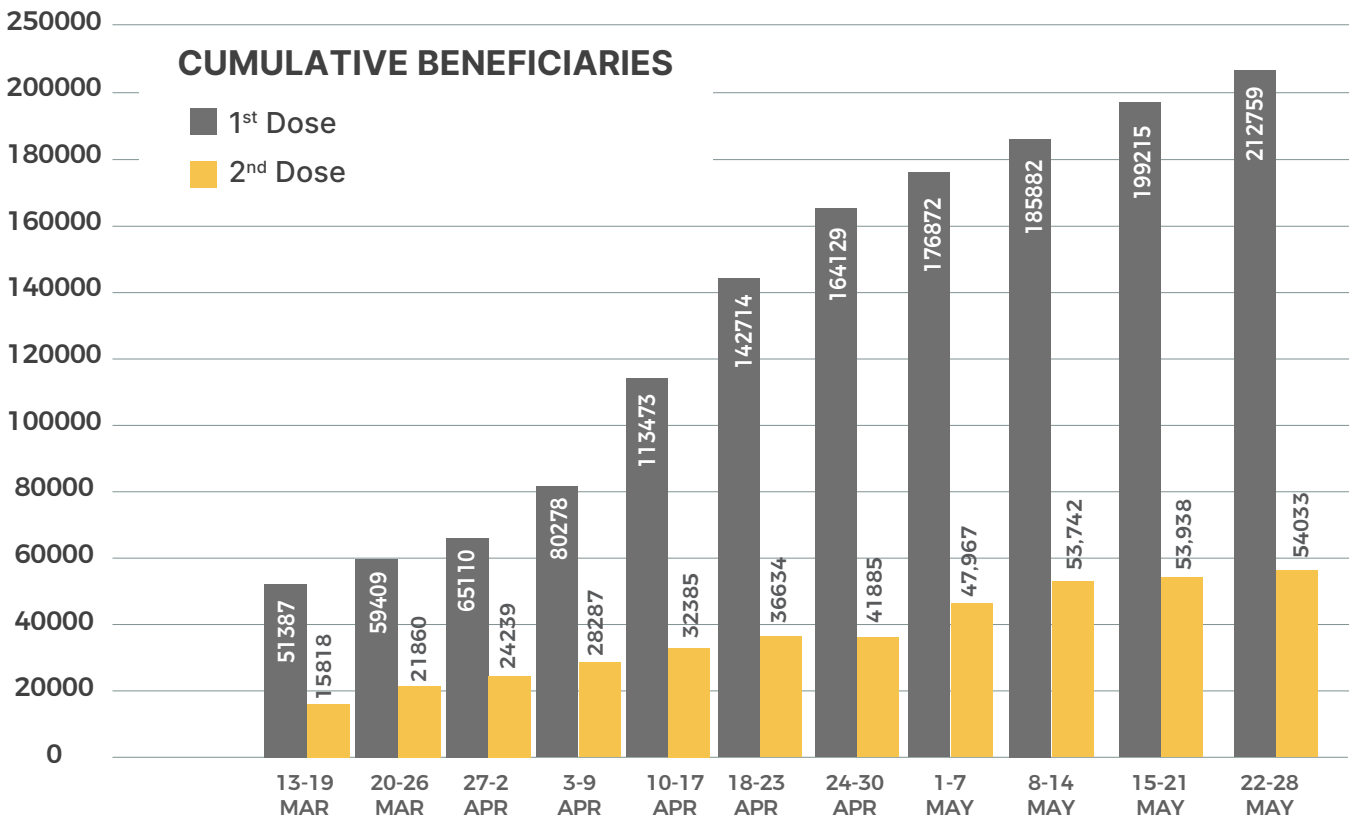
2,66,792 doses have been administered across the state over 4,318 sessions

Uptake of Vaccines in the 45 years and above age group remains low and stagnant as only 1,566 doses could be administered in the past week despite availability of vaccines for the category.

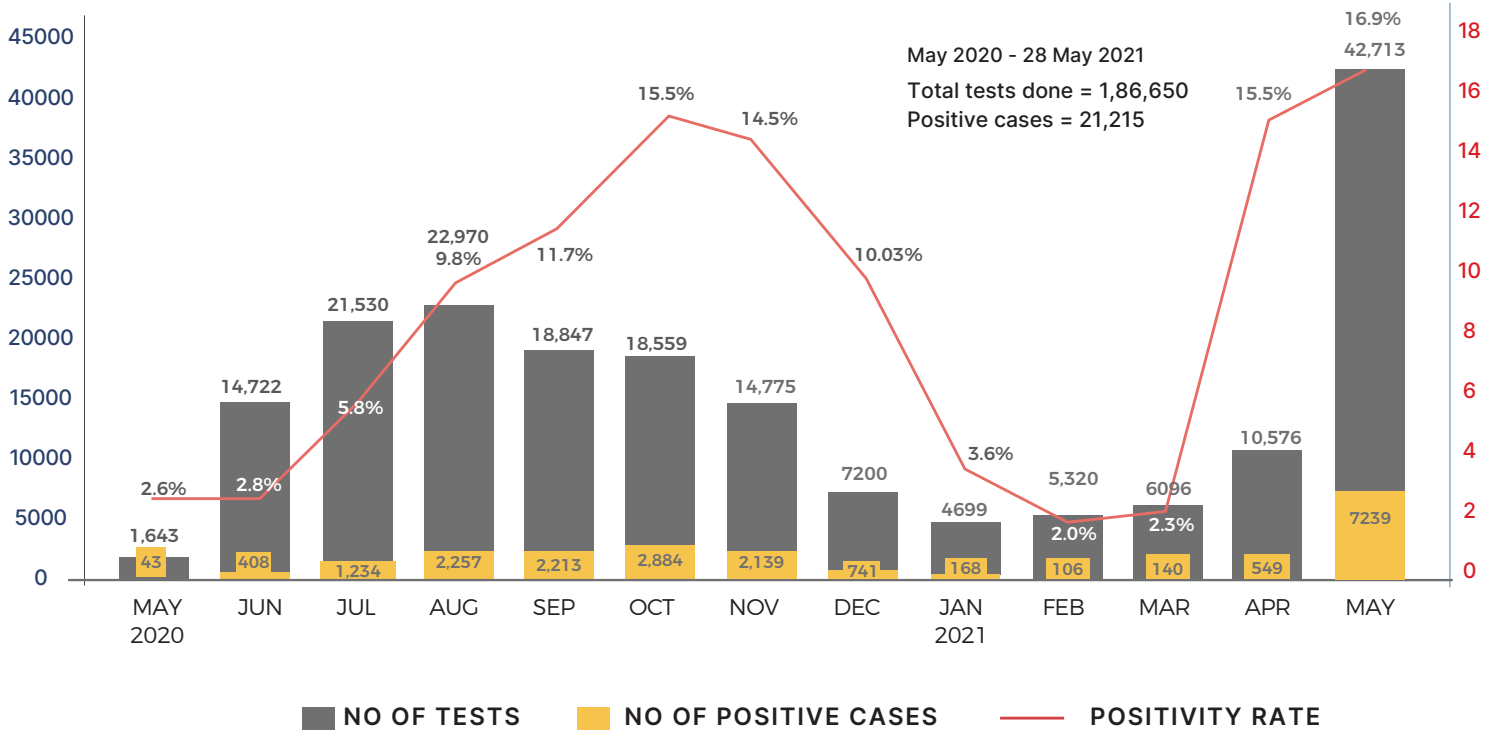
13,639 doses administered the past week.

District	Total doses administered
Dimapur	74987
Kohima	39031
Mokokchung	29024
Mon	25145
Wokha	17345
Phek	16489
Tuensang	14893
Zunheboto	12462
Longleng	9114
Peren	8653
Kiphire	6010
State	2,66,792

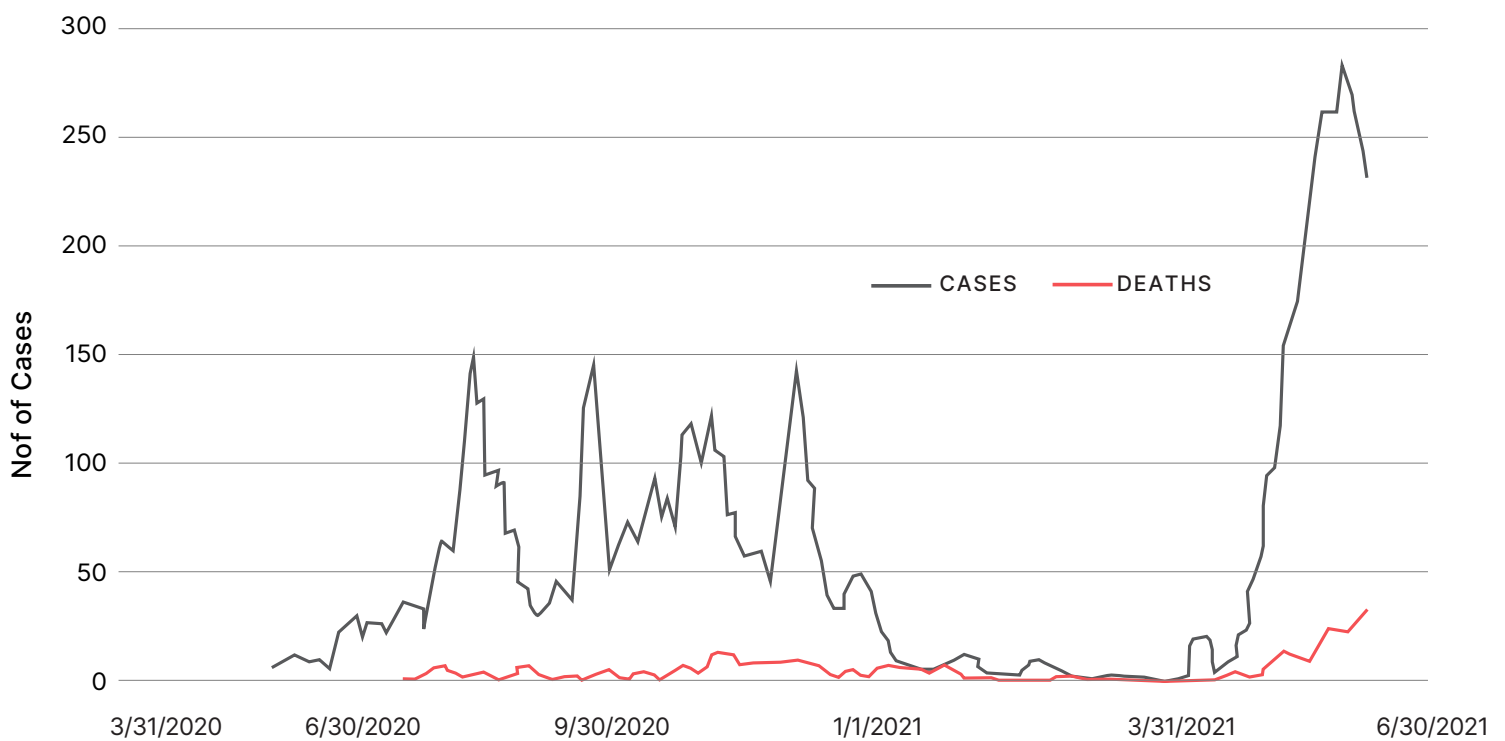
Category	Total doses administered	Coverage %	Remarks
45 years and above 1st dose	121295	27%	As against census
45 years and above 2nd dose	15933		
18 to 44 Years 1st Dose	18597		
Healthcare workers 1st Dose	15398	62%	Includes Anganwadis, ASHAs and all categories of HCW as registered in COWIN
Healthcare workers 2nd Dose	10175		
Frontline workers 1st Dose	57469	80%	Police, military, administration etc as registered in COWIN.
Frontline workers 2nd Dose	27295		
State	2,66,792		



MONTHLY TESTING, CASES & POSITIVITY RATE



DAILY COVID-19 CASE INCREASE WITH 7 DAY MOVING AVERAGE (MAY 2020 TILL DATE)

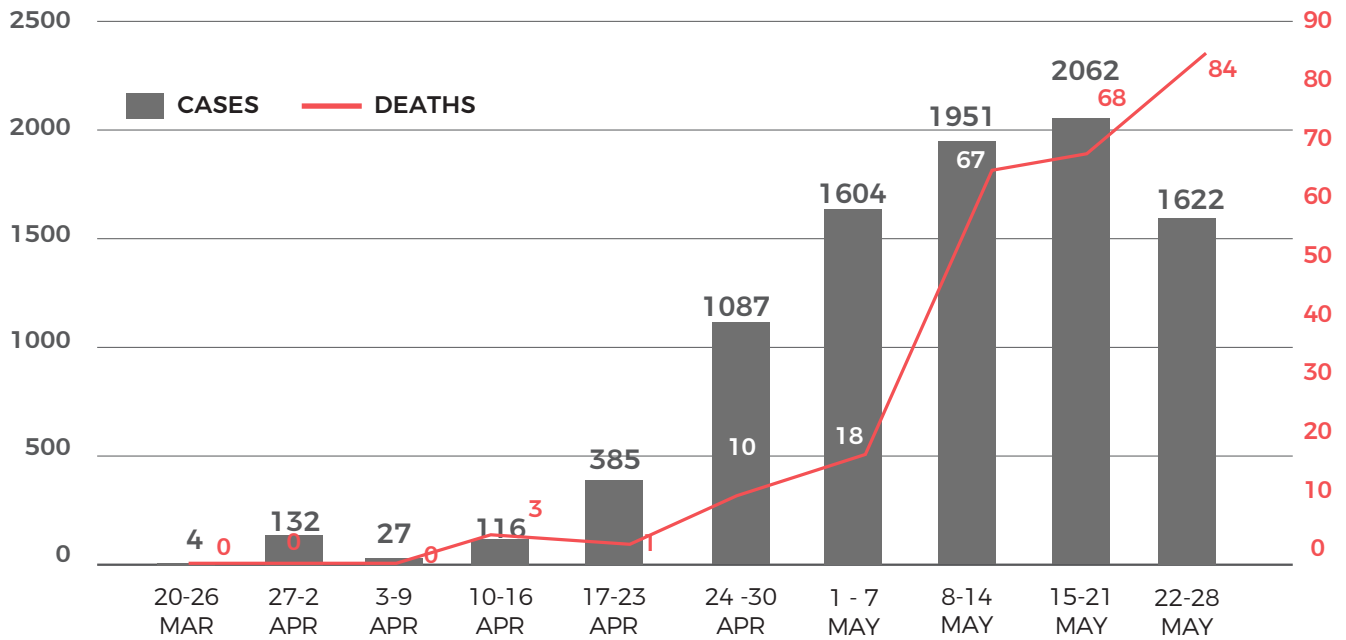


CONFIRMED CASES (weekly data)

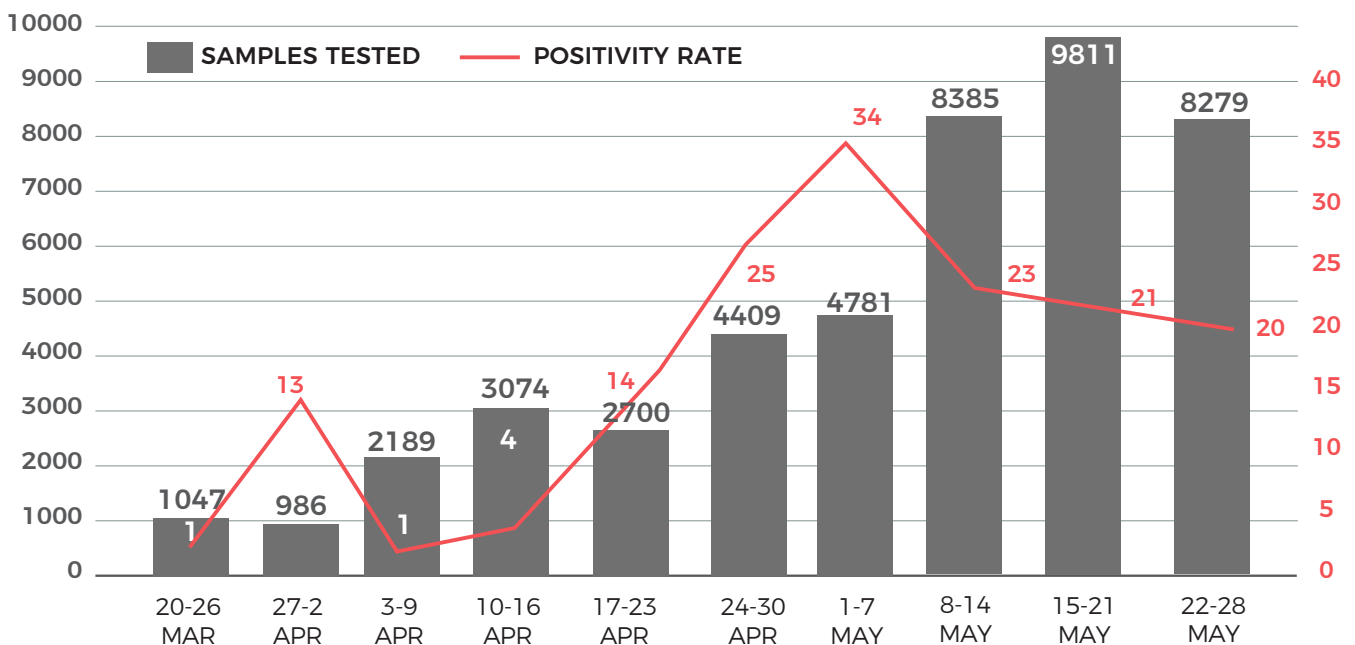
1622 confirmed cases this week.

For the first time in a month, a decline in weekly new cases have been observed. However, deaths follow after an increase in cases and 84 deaths were reported in the week.

WEEKLY DATA OF CONFIRMED CASES AND DEATHS



WEEKLY DATA ON SAMPLE TESTING & SAMPLE POSITIVITY RATE



CONFIRMED CASES THIS WEEK

Category	Cases	%
Self-test/Random test	884	55 %
Traced Contacts	567	35 %
Armed forces/ Security	37	7 %
Travelers/Returnees	20	2 %
Frontline workers	114	1 %
TOTAL	1622	100%

8,279 samples were tested the past week with a positivity rate of 20%.

Test Type	No of tests	%
RT PCR	2626	32
TRUENAT	1722	21
RAT	3931	47
TOTAL	8279	100%

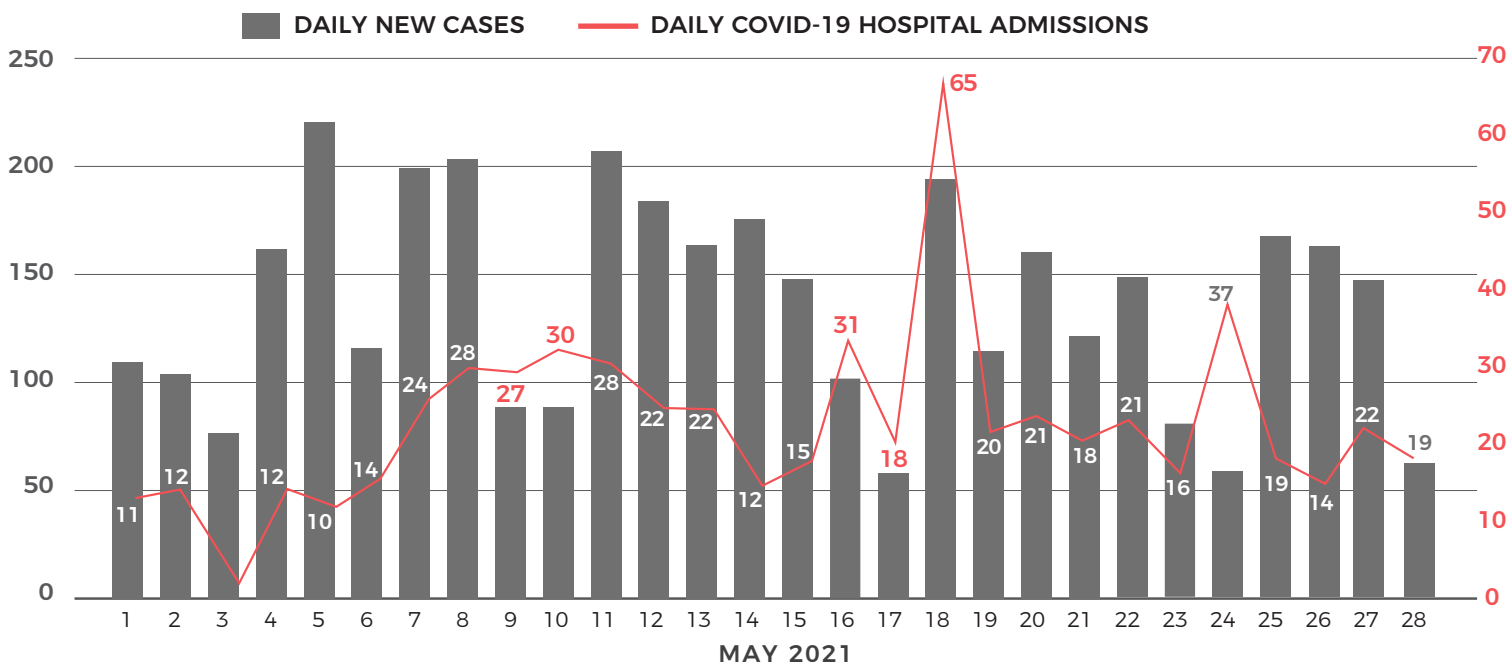
DISTRIBUTION OF CASES BY AGE GROUP

Age Group	2020		2021	
	Cases	%	Cases	%
0.1-10	360	3	311	3
11-20	1005	8	1141	12
21-30	3579	30	2692	29
31-40	4060	34	2303	25
41-50	1750	15	1370	15
51-60	849	7	870	9
61-98	324	3	601	6
TOTAL	11927	100%	9288	100%

DISTRIBUTION OF CASES BY GENDER

Gender	2020		2021	
	Cases	%	Cases	%
Male	9292	78%	5651	61%
Female	2635	22%	3637	39%
TOTAL	11927	100%	9288	100%

DIMAPUR: DAILY CASES AND COVID-19 HOSPITAL ADMISSIONS



COVID DEATHS IN THE STATE

84 deaths reported this week.

- 21% of deaths have happened within 24 hours of arrival to a hospital signifying arrival with very advanced symptoms.
- 10 deaths have been reported from home isolation .

TIMING OF DEATHS IN 2021

TIMING	NUMBER	%
< 24 hours	43	21%
1 day	34	17%
2 days	32	16%
3-5 days	32	16%
6-10 days	28	14%
11-15 days	16	8%
16-22 days	5	2%
Brought dead	3	1%
Under Home Isolation	10	5%
TOTAL	203 (259)	100

Out of 259 deaths, details of 56 cases are still under investigation.

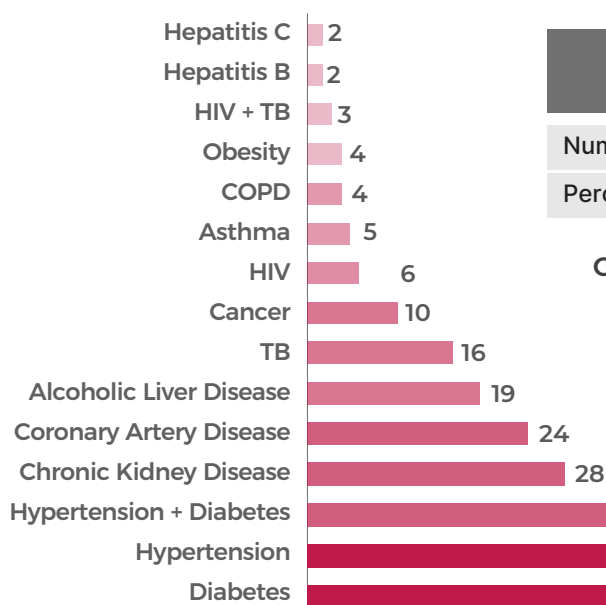
DISTRIBUTION OF DEATHS BY AGE GROUP

Age Group	Total 2020 %	Total 2021 %
<14	0%	0%
15 - 29 yrs	4%	3%
30 - 44 yrs	26%	25%
45 - 59 yrs	29%	33%
60 - 74 yrs	25%	27%
>75	15%	12%
TOTAL	100%	100%

DISTRIBUTION OF DEATHS BY GENDER

Gender	Total 2020 %	Total 2021 %
Female	28%	29%
Male	72%	71%
TOTAL	100%	100%

COMORBIDITIES ASSOCIATED WITH COVID-19 DEATHS TILL DATE



	Total Deaths	With Comorbidity	Without Comorbidity	Yet to be determined
Number	331	165	18	148
Percentage	100%	50%	5%	45%

One patient may have more than one comorbidity.

WEEKLY SAMPLE POSITIVITY CHANGE IN DISTRICTS IN THE LAST MONTH

District	24-30 APRIL	1-7 MAY	8-14 MAY	15-21 MAY	22-28 MAY
Dimapur	37	50	31	34	21 ↓
Kohima	18	39	33	33	23 ↓
Tuensang	7	6	5	7	17 ↑
Mokokchung	6	12	8	22	18 ↓
Phek	1	9	10	16	19 ↑
Zunheboto	7	8	25	13	25 ↑
Mon	3	13	8	8	4 ↓
Longleng	11	7	11	16	15 ↓
Wokha	4	3	9	8	16 ↑
Kiphire	4	3	7	6	16 ↑
Peren	1	9	10	12	9 ↓
State	25	34	23	21	20 ↓

DISTRICT WISE COVID 19 SITUATIONAL LEVEL (15-21 MAY 2021)

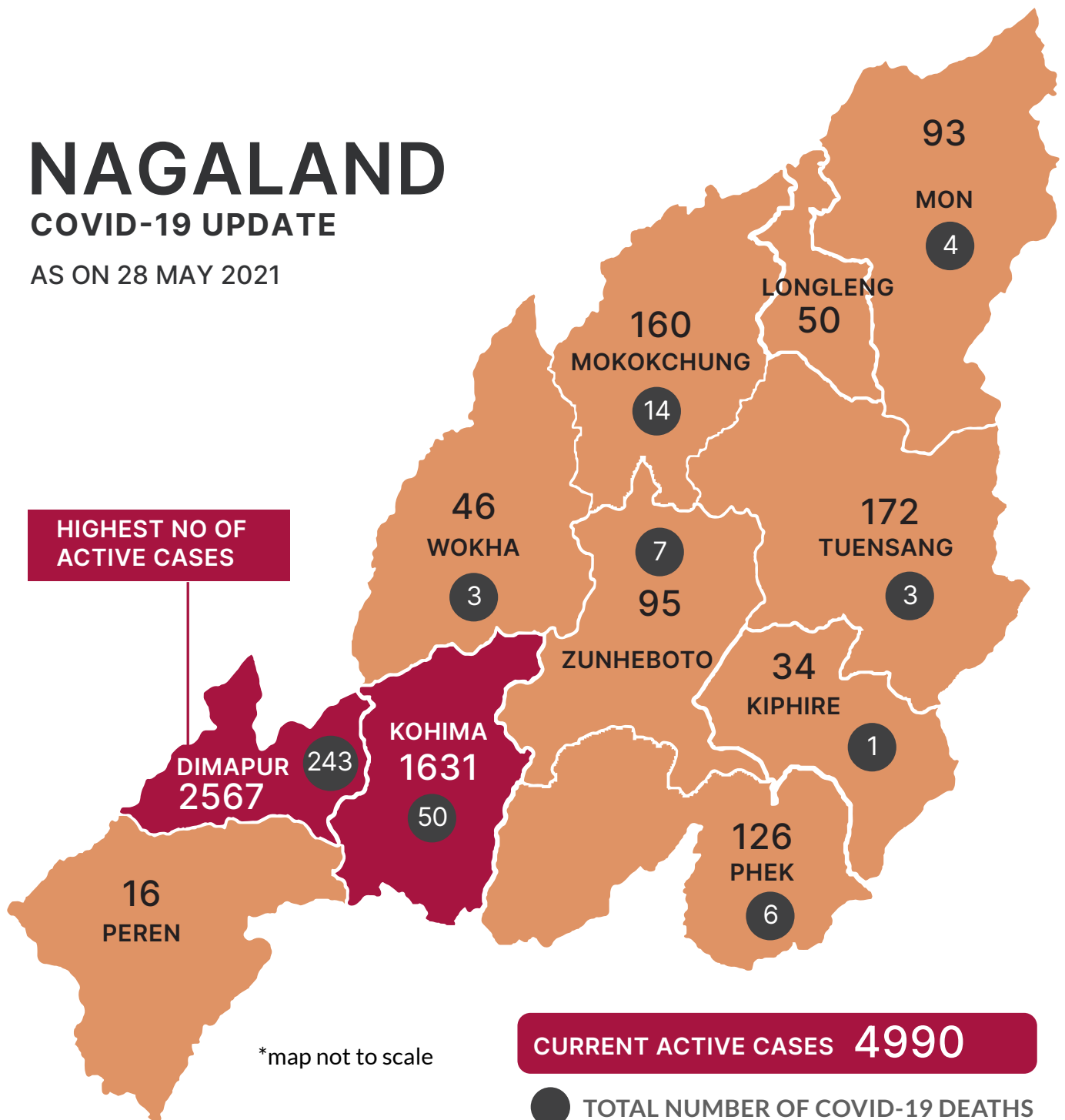
District	Active Cases as on 28 May 2021	Weekly NEW CASES	Total Deaths till date	Weekly Deaths	Weekly Covid-19 Hospital Admissions	Bed Occupancy of Oxygen supported beds % as on 28 May 2021	Bed occupancy of ICU beds % as on 28 May 2021	Weekly Samples Tested	Weekly Sample Positivity Rate %
Dimapur	2567	662	243	58	134	46	80	3215	21 %
Kohima	1631	460	50	10	11	21	18	1994	23 %
Tuensang	172	135	3	1	2	20	0	804	17 %
Mokokchung	160	110	14	7	11	17	11	613	18 %
Phek	126	95	6	3	11	0	0	505	19 %
Zunheboto	95	64	7	2	7	7	0	255	25 %
Mon	93	14	4	2	1	4	0	329	4 %
Longleng	50	17	0	0	5	33	0	114	15 %
Wokha	46	26	3	1	6	20	0	158	16 %
Kiphire	34	27	1	0	2	22	0	164	16 %
Peren	16	12	0	0	3	0	0	128	9 %
State	4990	1622	331	84	193	30	36	8279	20 %

DTF of respective districts have been advised to undertake Public Health and Safety Measures as per situational level in addition to State SOP.

NAGALAND

COVID-19 UPDATE

AS ON 28 MAY 2021



*For data reporting, Noklak is covered under Tuensang district as there is no separate surveillance unit yet for the district.

LET'S STOP COVID-19!



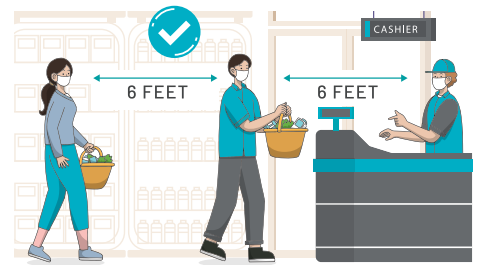
GET VACCINATED



WEAR MASK



WASH HANDS



WATCH DISTANCE

COVID-19 VACCINATION

for all citizens 18 years and above



REGISTRATION

at vaccination center
or online at
WWW.COWIN.GOV.IN
select preferred Covid19
Vaccination Center (Govt./Pvt.)



CONFIRMATION


- 1 - SMS on registration
- 2 - SMS with date, time & place of vaccination
- 3 - SMS after 1st dose & next due date & time



VACCINATION

carry photo ID proof for
verification.

VACCINATION AT GOVERNMENT FACILITIES IS FREE!

 www.nagahealth.nagaland.gov.in

 www.covid19.nagaland.gov.in

 www.nsdma.nagaland.gov.in

 @MyGovNagaland

 @HealthNagaland

 Coronaga


DR. NEIKHRIELIE KHI MIAO

Principal Director
Department of H&FW, Nagaland

Bibliography:

DoHFW, Nagaland; COVID-19 War Room, Nagaland; MoHFW; WHO; WCO Nagaland; NCDC, New Delhi;
CDC, Atlanta; Bloomberg ; NEJM; BMJ