

COVID-19

WEEKLY BULLETIN



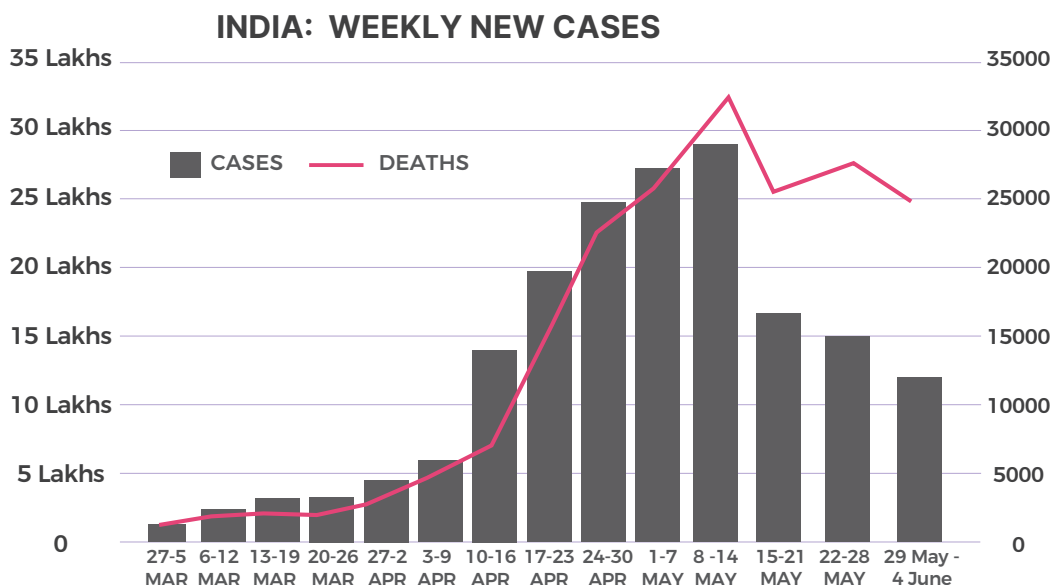
Global Epidemiological update

Number of cases and deaths continue to decline across the globe with maximum decline in Europe and the South East Asia Region. India reported the maximum number of cases in the past week. The African region reported an increase in cases and deaths.

India: Cases decrease for the 3rd week

11.39 lacs cases were reported last week with 25,187 reported deaths

Increase in active cases have been noticed only in the North East.



As on 04 JUNE 2021

As on 04 JUNE 2021

Global | National | State

Variables	Confirmed cases	Deaths	Death Rate	Total Covid-19 Vaccine Doses given
World	17,17,82,908	36,98,621	2.15%	1.6 billion
India	2,86,94,879	3,44,082	1.20%	22.78 crores
Nagaland	22,387	402	1.80%	2.87 lakhs

North Eastern States

State	Active Cases	Total Deaths
Assam	52112	3577
Manipur	9048	863
Tripura	6367	550
Meghalaya	6110	643
Nagaland	4695	402
Sikkim	4250	266
Arunachal Pradesh	3829	122
Mizoram	3433	51

In the past week:

World: 31,83,863 cases and 1,91,144 deaths.

India: 11,39,422 cases and 25,187 deaths.

Nagaland: 1,172 cases and 71 deaths.

(SOURCE: UIP, DHFW)

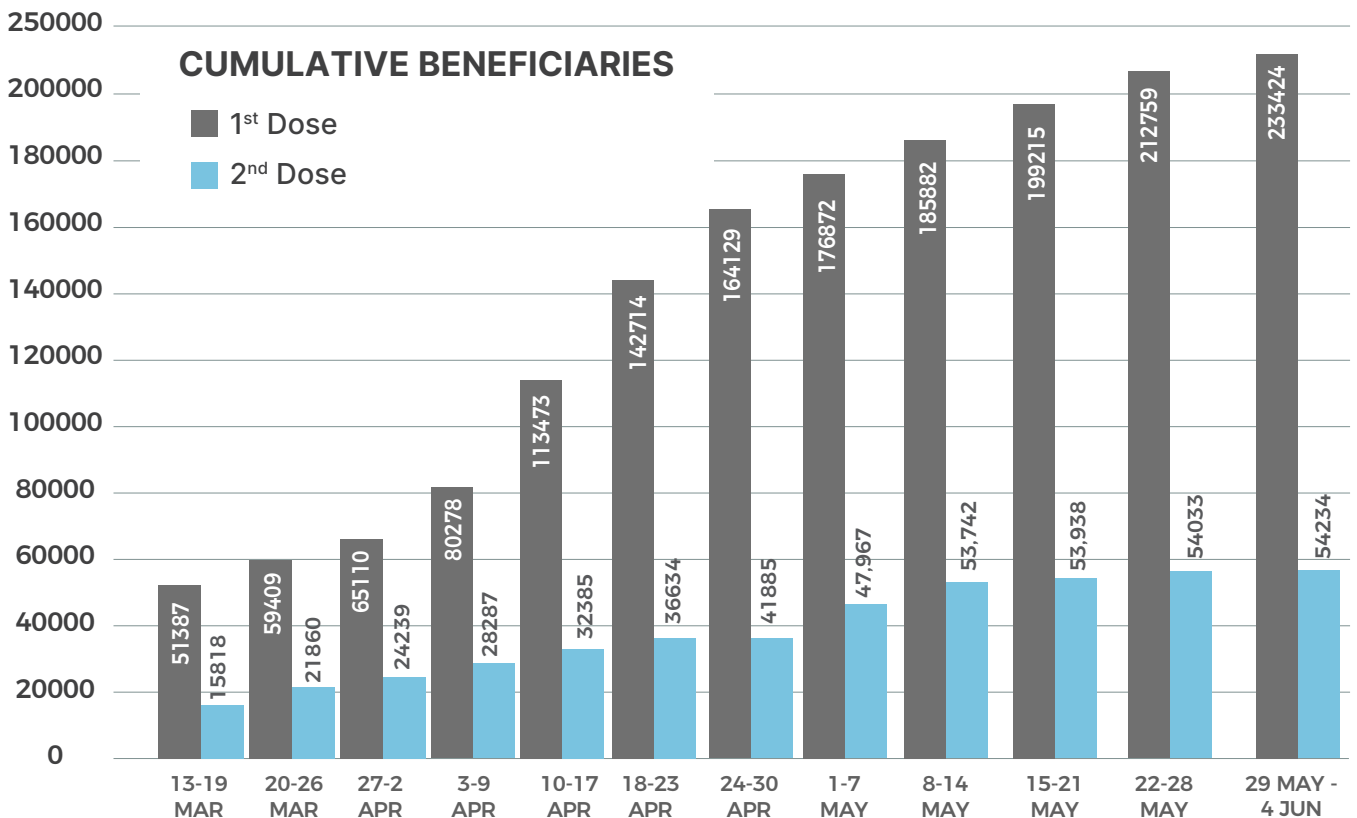
COVID-19 VACCINATION

2,87,658 doses have been administered across the state over 4,669 sessions.

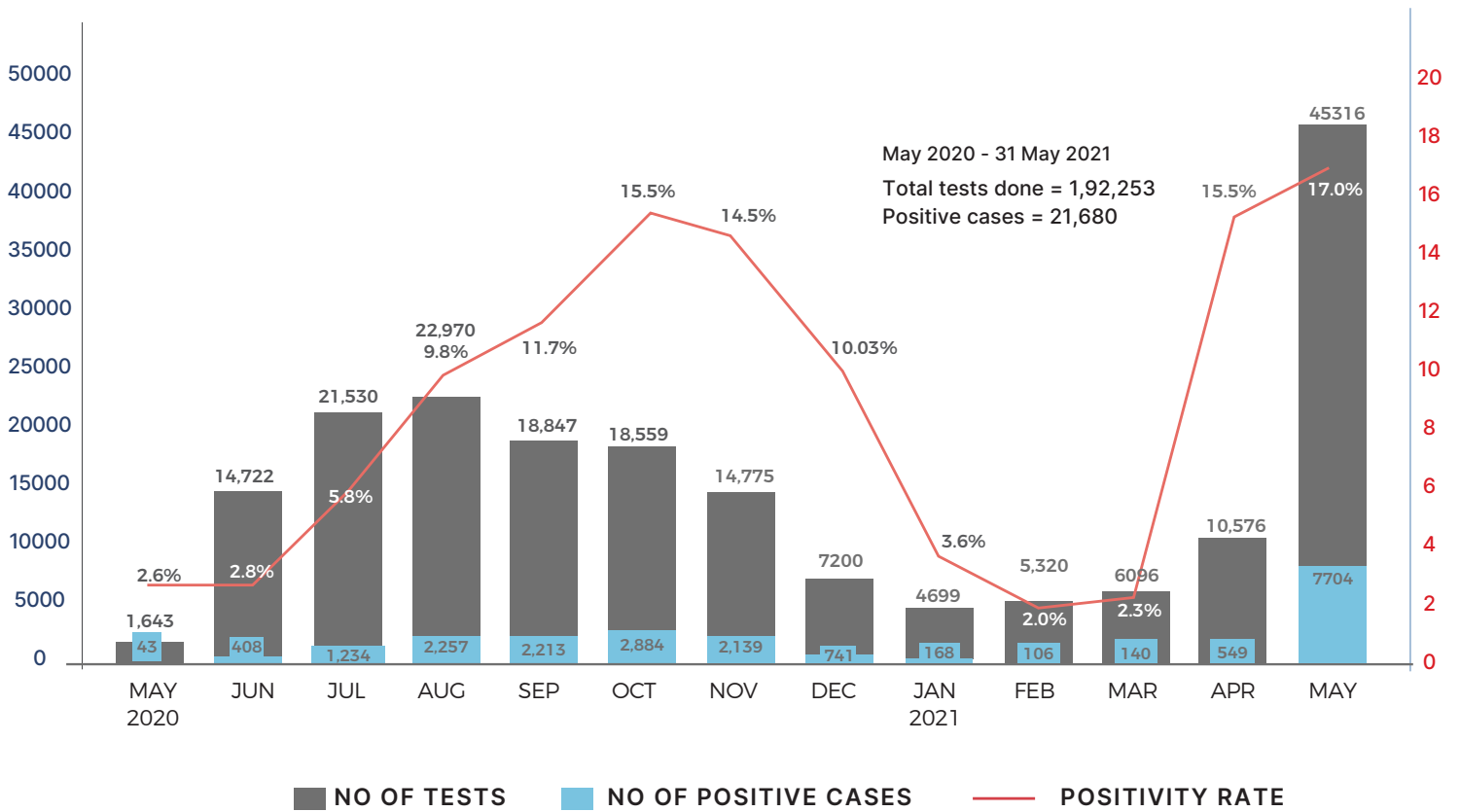
20,866 doses
administered the past week.

Category	Total doses administered	1st Dose coverage against census
45 years and above 1st dose	124006	27%
45 years and above 2nd dose	16010	
18 to 44 Years 1st Dose	34976	4%
Healthcare workers 1st Dose	15596	
Healthcare workers 2nd Dose	10199	
Frontline workers 1st Dose	58846	
Frontline workers 2nd Dose	28025	
State	2,87,658	

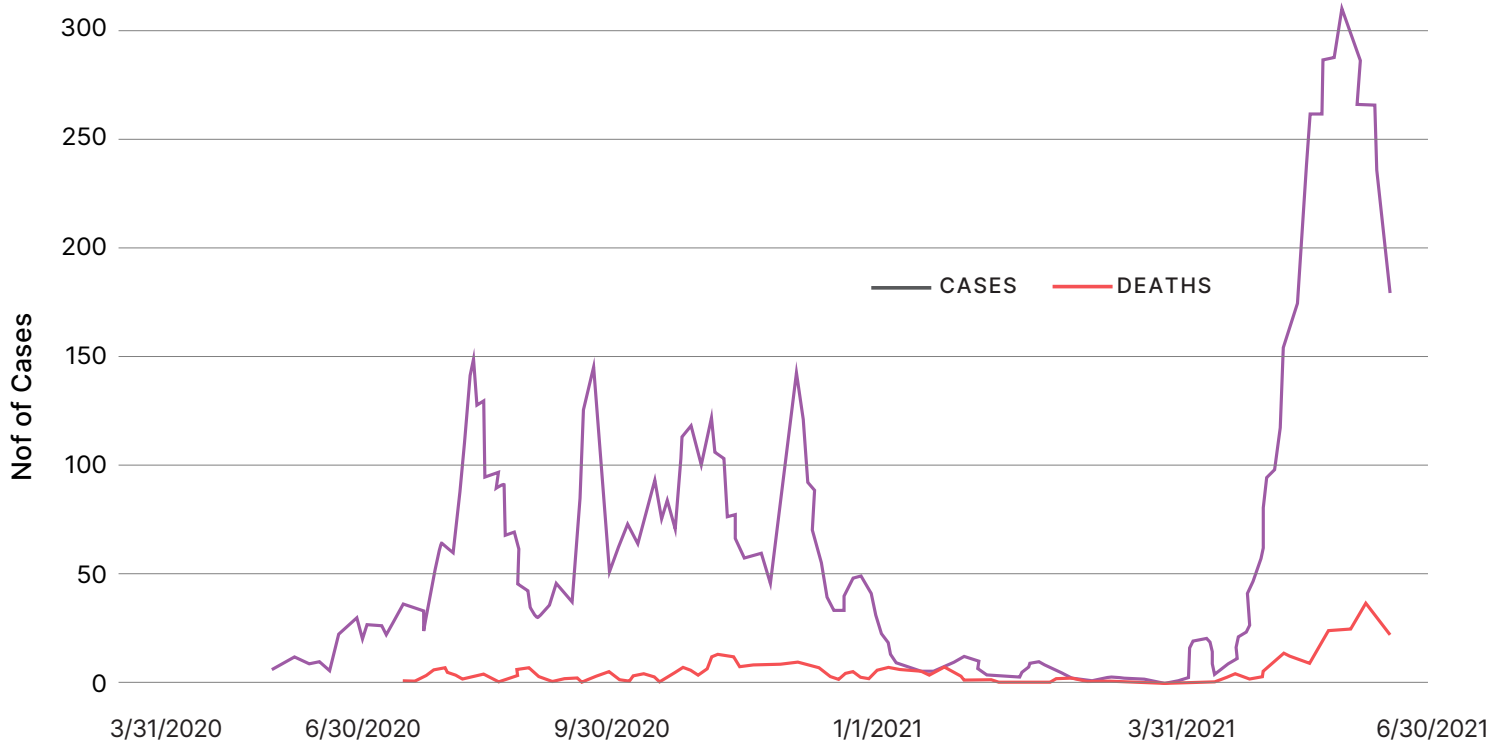
District	Total doses administered
Dimapur	83830
Kohima	44406
Mokokchung	31781
Mon	30972
Wokha	19591
Phek	18482
Tuensang	16929
Zunheboto	13654
Peren	10802
Longleng	10570
Kiphire	6641
State	2,87,658



MONTHLY TESTING, CASES & POSITIVITY RATE



DAILY COVID-19 CASE INCREASE WITH 7 DAY MOVING AVERAGE (MAY 2020 TILL DATE)

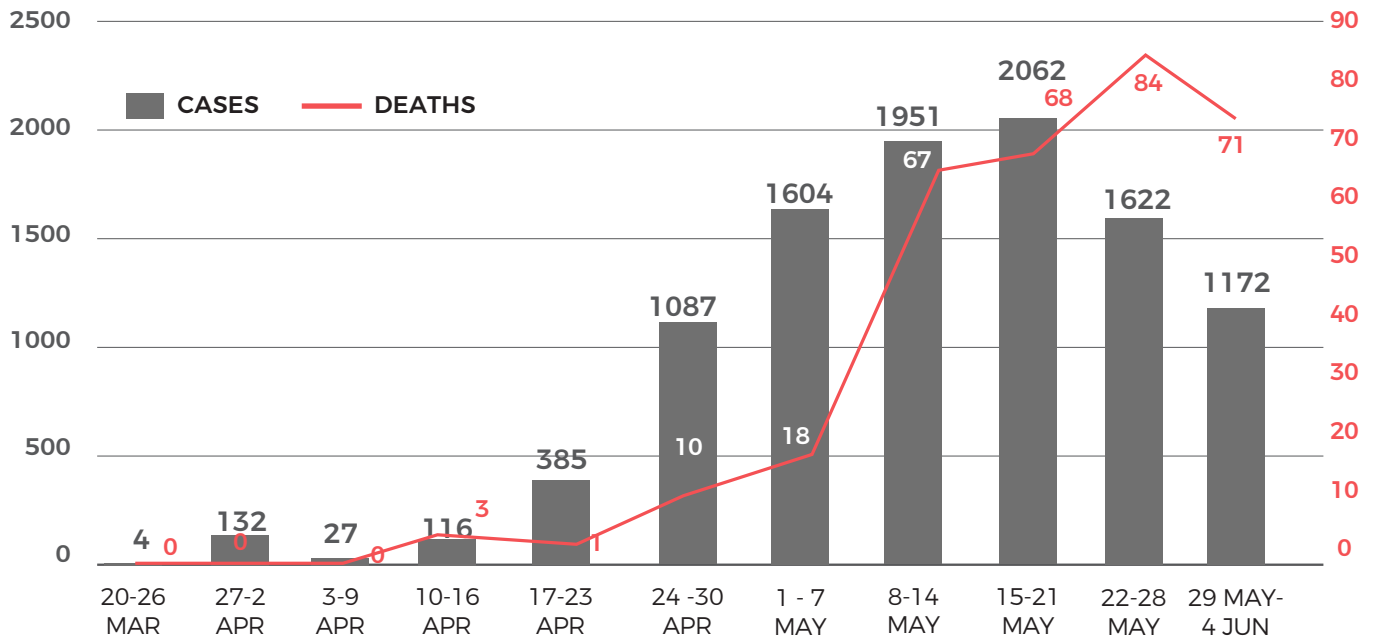


CONFIRMED CASES (weekly data)

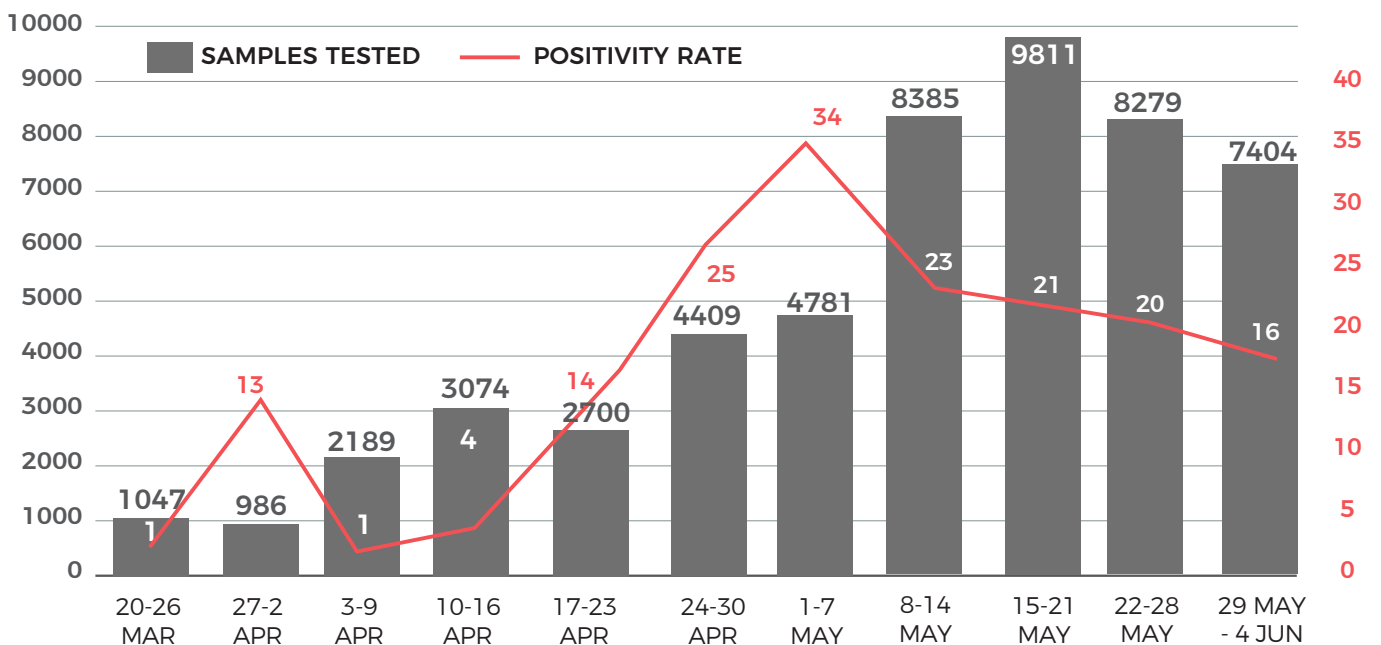
1172 confirmed cases this week.

Total new cases are showing a decline for two weeks in a row. Deaths also show a small decline for the first time in a month.

WEEKLY DATA OF CONFIRMED CASES AND DEATHS



WEEKLY DATA ON SAMPLE TESTING & SAMPLE POSITIVITY RATE



CONFIRMED CASES THIS WEEK

Category	Cases	%
Self-test/Random test	554	47 %
Traced Contacts	498	42 %
Frontline workers	64	5 %
Armed forces/ Security	34	3 %
Travelers/Returnees	22	2 %
TOTAL	1172	100%

7,404 samples were tested the past week with a positivity rate of 16%.

Test Type	No of tests	%
RT PCR	1869	25
TRUENAT	1643	22
RAT	3892	53
TOTAL	7404	100%

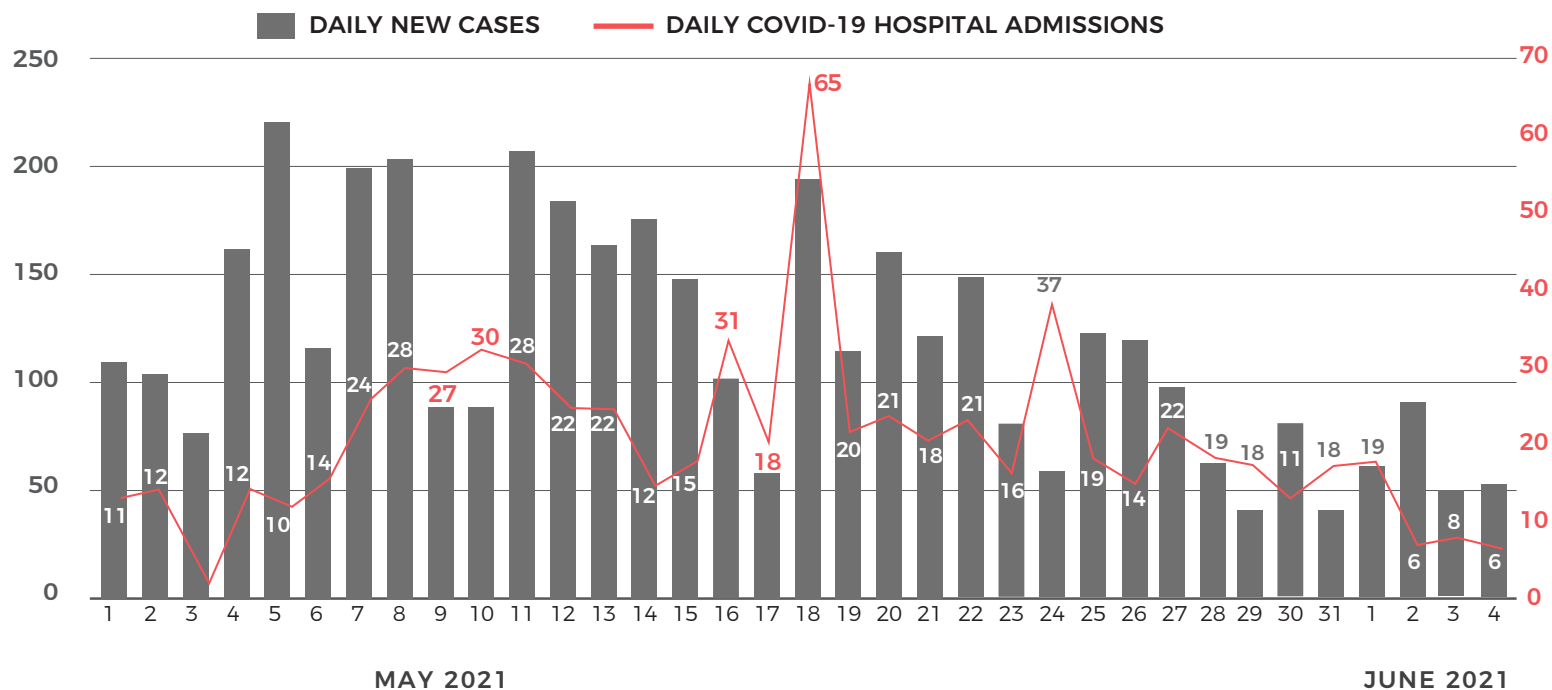
DISTRIBUTION OF CASES BY AGE GROUP

Age Group	2020		2021	
	Cases	%	Cases	%
0.1-10	360	3	375	4
11-20	1005	8	1289	12
21-30	3579	30	2958	28
31-40	4060	34	2602	25
41-50	1750	15	1555	15
51-60	849	7	1003	10
61-98	324	3	678	6
TOTAL	11927	100%	10460	100%

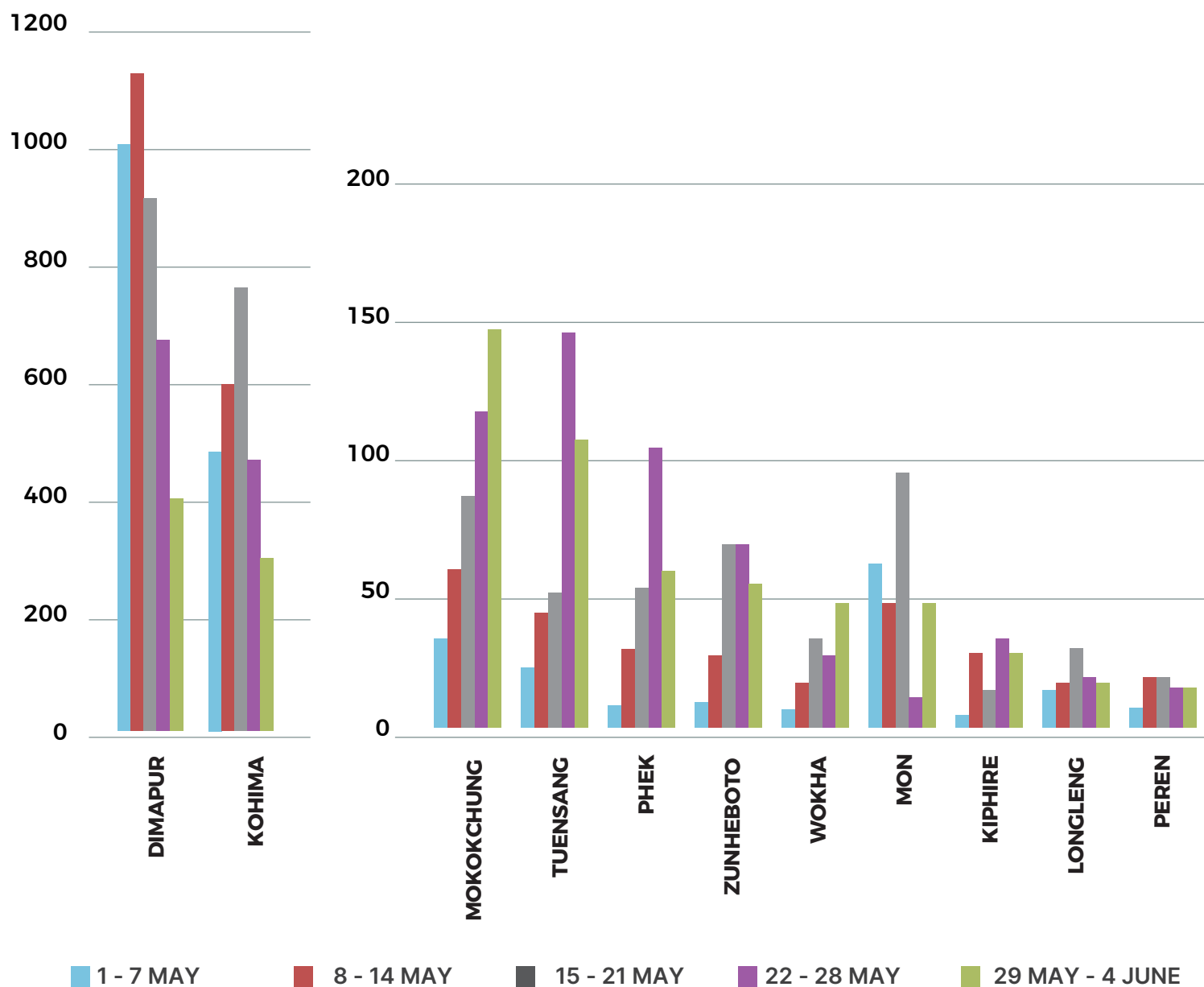
DISTRIBUTION OF CASES BY GENDER

Gender	2020		2021	
	Cases	%	Cases	%
Male	9292	78%	6318	60%
Female	2635	22%	4142	40%
TOTAL	11927	100%	10460	100%

DIMAPUR: DAILY CASES AND COVID-19 HOSPITAL ADMISSIONS MAY - JUNE 2021



WEEKLY NEW CASES IN MAY-JUNE 2021



DISTRICT	1 - 7 MAY	8 - 14 MAY	15 - 21 MAY	22 - 28 MAY	29 MAY - 4 JUNE
Dimapur	991	1112	901	662	396
Kohima	468	586	752	460	296
Mokokchung	33	53	79	110	142
Tuensang	20	39	47	135	98
Phek	7	25	48	95	58
Zunheboto	9	24	62	64	49
Wokha	1	15	29	26	40
Mon	57	42	89	14	43
Kiphire	2	25	10	27	25
Longleng	10	15	28	17	14
Peren	6	15	17	12	11

COVID DEATHS IN THE STATE

71 deaths reported this week.

- 52% deaths have happened within 2 days of admission in a hospital signifying very late arrival with critical symptoms.
- 21 deaths were under home isolation and did not even reach the hospital.
- This calls for strict monitoring of symptoms under home isolation and immediate referral before it is too late. Wait and watch is proving costly.

Median Age of deaths	55 years (Range: 20-104 years)
Case Fatality Rate/ Death Rate in ≤ 44 years	0.6%
Case Fatality Rate/ Death Rate in ≥ 45 years	6%

TIMING OF DEATHS IN 2021

TIMING	PERCENTAGE OF DEATHS
< 24 hours	21 %
1 day	19 %
2 days	12 %
3-5 days	15 %
6-10 days	13 %
11-15 days	8 %
16-22 days	3 %
On the way to hospital	0 %
Brought dead	2 %
Under Home Isolation	6 %
Leave Against Medical Advice	1 %
TOTAL	100%

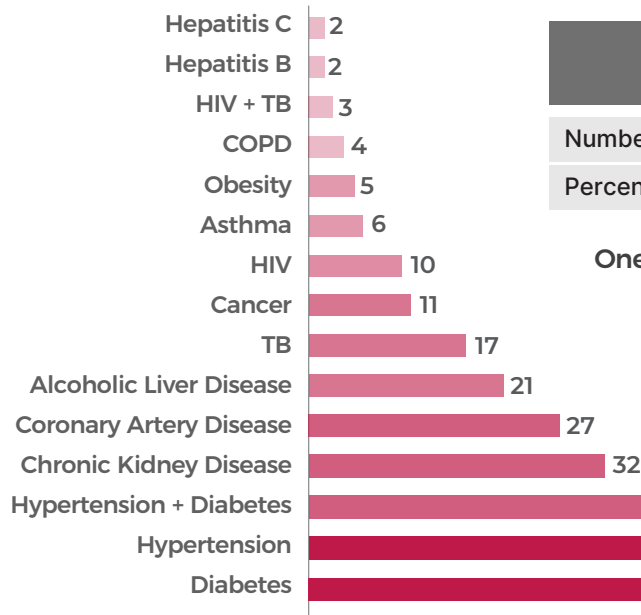
DISTRIBUTION OF DEATHS BY AGE GROUP

Age Group	Total 2020 %	Total 2021 %
<14	0 %	0 %
15 - 29 yrs	4 %	3 %
30 - 44 yrs	26 %	26 %
45 - 59 yrs	29 %	33 %
60 - 74 yrs	25 %	27 %
>75	15 %	12 %
TOTAL	100%	100%

DISTRIBUTION OF DEATHS BY GENDER

Gender	Total 2020 %	Total 2021 %
Female	28 %	30 %
Male	72 %	70 %
TOTAL	100%	100%

COMORBIDITIES ASSOCIATED WITH COVID-19 DEATHS TILL DATE



	Total Deaths	With Comorbidity	Without Comorbidity	Yet to be determined
Number	402	196	21	185
Percentage	100%	49%	5%	46%

One patient may have more than one comorbidity.

WEEKLY SAMPLE POSITIVITY CHANGE IN DISTRICTS IN THE LAST MONTH

District	24-30 APRIL	1-7 MAY	8-14 MAY	15-21 MAY	22-28 MAY	29 MAY - 4 JUNE
Dimapur	37	50	31	34	21	13↓
Kohima	18	39	33	33	23	19↓
Tuensang	7	6	5	7	17	21↑
Mokokchung	6	12	8	22	18	16↓
Phek	1	9	10	16	19	14↓
Zunheboto	7	8	25	13	25	32↑
Mon	3	13	8	8	4	13↑
Longleng	11	7	11	16	15	9↓
Wokha	4	3	9	8	16	20↑
Kiphire	4	3	7	6	16	14↓
Peren	1	9	10	12	9	10↑
State	25	34	23	21	20	16↓

DISTRICT WISE COVID 19 SITUATIONAL LEVEL

(29 MAY - 4 JUNE 2021)

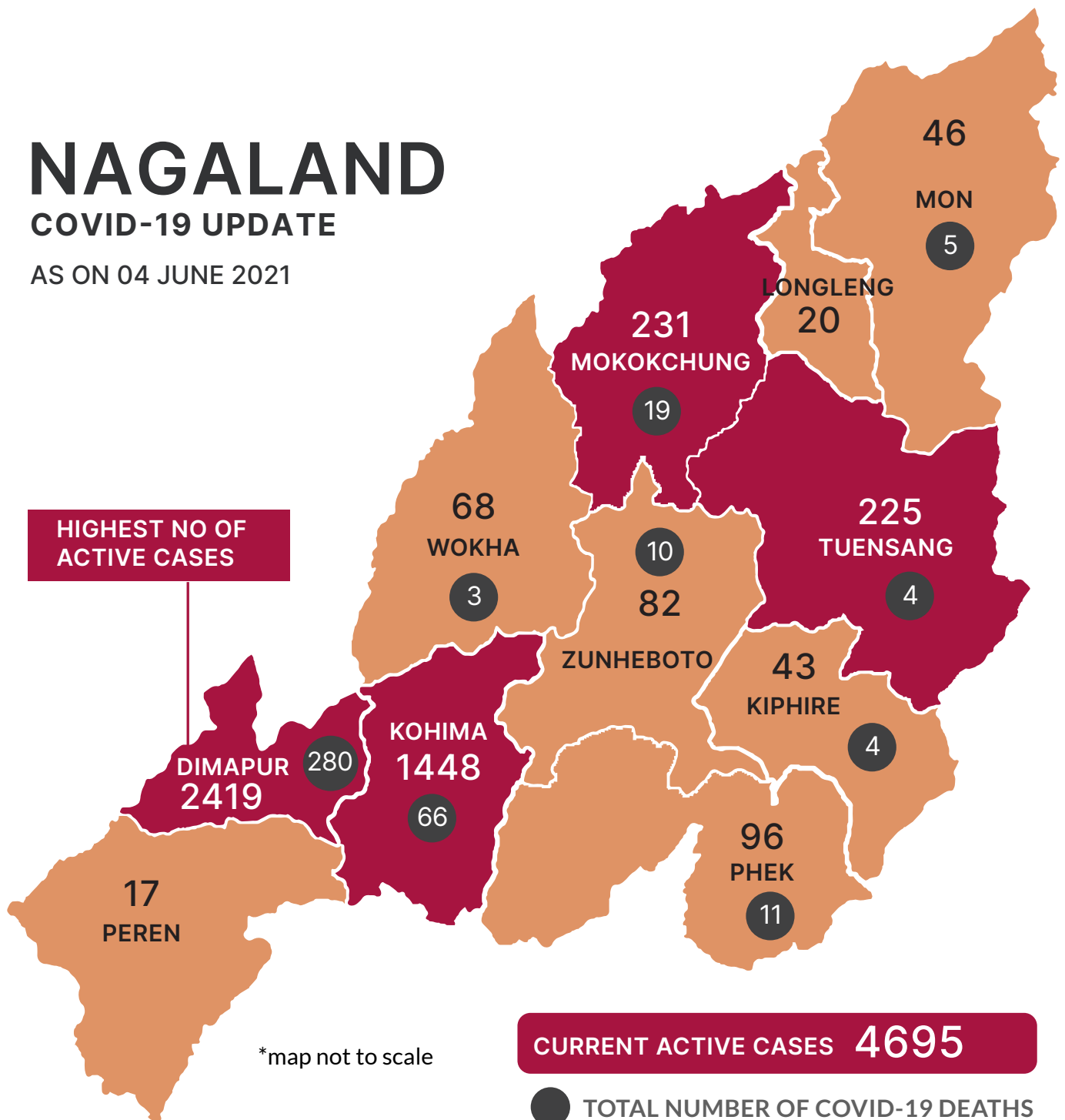
District	Active Cases as on 4 June 2021	Weekly NEW CASES	Total Deaths till date	Weekly Deaths	Weekly Covid-19 Hospital Admissions	Bed Occupancy of Oxygen supported beds % as on 4 JUNE 2021	Bed occupancy of ICU beds % as on 4 JUNE 2021	Weekly Samples Tested	Weekly Sample Positivity Rate %
Dimapur	2419	396	280	37	138	24	48	3027	13 %
Kohima	1448	296	66	16	10	28	32	1537	19 %
Mokokchung	231	142	19	5	10	33	25	672	21 %
Tuensang	225	98	4	1	11	35	0	620	16 %
Phek	96	58	11	5	7	36	50	414	14 %
Zunheboto	82	49	10	3	10	27	0	155	32 %
Wokha	68	40	3	0	5	20	0	198	20 %
Mon	46	43	5	1	7	22	0	340	13 %
Kiphire	43	25	4	3	4	18	0	173	14 %
Longleng	20	14	0	0	4	67	0	154	9 %
Peren	17	11	0	0	5	4	0	114	10 %
State	4695	1172	402	71	211	25	29	7404	16 %

DTF of respective districts have been advised to undertake Public Health and Safety Measures as per situational level in addition to State SOP.

NAGALAND

COVID-19 UPDATE

AS ON 04 JUNE 2021



*For data reporting, Noklak is covered under Tuensang district as there is no separate surveillance unit yet for the district.

LET'S STOP COVID-19!



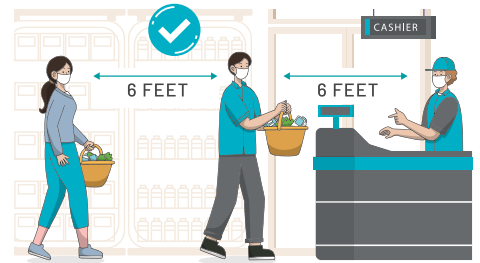
GET VACCINATED



WEAR MASK



WASH HANDS



WATCH DISTANCE

COVID-19 VACCINATION

for all citizens 18 years and above




REGISTRATION

at vaccination center
or online at
WWW.COWIN.GOV.IN
select preferred Covid19
Vaccination Center (Govt./Pvt.)



CONFIRMATION


- 1 - SMS on registration
- 2 - SMS with date, time & place of vaccination
- 3 - SMS after 1st dose & next due date & time




VACCINATION


carry photo ID proof for
verification.

VACCINATION AT GOVERNMENT FACILITIES IS FREE!

 www.nagahealth.nagaland.gov.in

 @MyGovNagaland

 www.covid19.nagaland.gov.in

 @HealthNagaland

 www.nsdma.nagaland.gov.in

 Coronaga



DR. NEIKHRIELIE KHI MIAO

Principal Director
Department of H&FW, Nagaland

Bibliography:

DoHFW, Nagaland; COVID-19 War Room, Nagaland; MoHFW; WHO; WCO Nagaland; NCDC, New Delhi;

CDC, Atlanta; Bloomberg ; NEJM; BMJ