

COVID-19

WEEKLY BULLETIN



Global Epidemiological Update

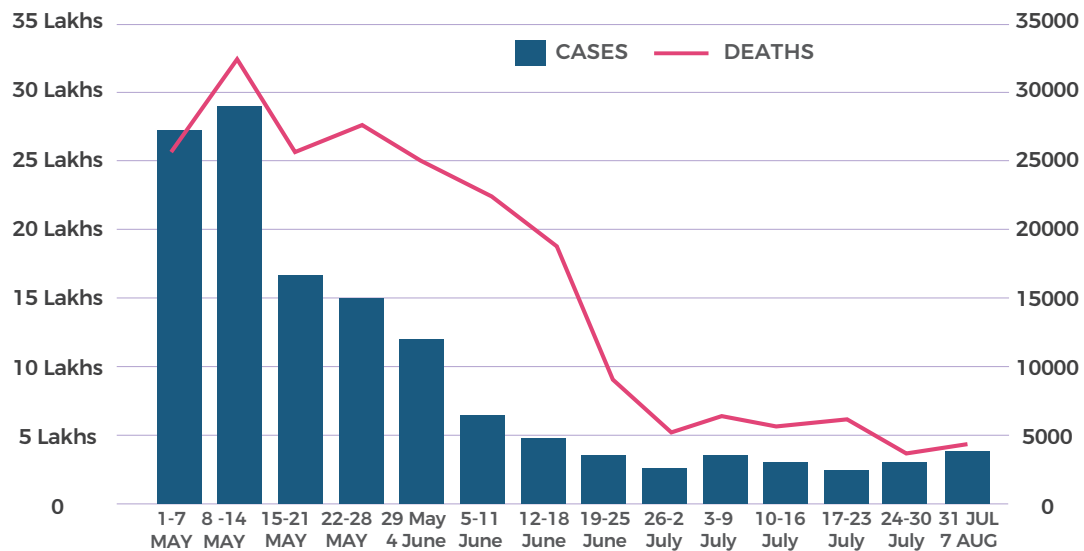
Cases continue to increase for a month with the Western Pacific and the Eastern Mediterranean region reporting the maximum increase. Maximum deaths have also been reported from the two regions (WHO situation report). The highest number of new cases in the week were reported from the USA, India and Indonesia. The more infectious Delta variant of concern has been detected in 135 countries till date.

National update

A total of 32.3 lakh cases were reported along with 4,154 deaths.

A slight increase in cases and deaths have been observed compared to the previous week.

To ramp up vaccination coverage, the GOI has given Emergency Use Authorization to the single dose vector-based vaccine from Johnson and Johnson.



As on 06 AUG 2021

Global | National | State

Variables	Confirmed cases	Deaths	Death Rate	Total Covid-19 Vaccine Doses given
World	20,08,40,180	42,65,903	2.12%	3.98 billion
India	3,18,95,385	4,27,371	1.34%	50.10 crores
Nagaland	28,445	568	2.00%	7.87 lakhs

As on 06 AUG 2021

North Eastern States

State	Active Cases	Total Deaths
Mizoram	12869	161
Assam	11719	5357
Manipur	8367	1628
Meghalaya	5515	1147
Sikkim	3250	352
Arunachal Pradesh	3032	237
Tripura	2515	766
Nagaland	1370	568

In the past week:

World: 42,87,171 cases and 65,491 deaths.

India: 3,23,041 cases and 4,154 deaths.

Nagaland: 732 cases and 21 deaths.

Covid-19 vaccines have prevented 7.2 million infections and 27,000 deaths in England alone.

Public Health England

99% of Covid-19 DEATHS from March '21 in the state were not fully VACCINATED.

As expected, maximum deaths and hospitalizations are being observed among the unvaccinated. 99% of Covid-19 deaths since March '21 were not fully vaccinated and 90% of the deaths had not received even a single dose of the Vaccine.

POSITIVITY AFTER A SINGLE DOSE

Total Positive Cases since March '21	Total Positive cases after a single dose	%
16,245	2041	12%

Total People received at least one dose	Total Positive cases after a single dose	%
6,29,510	2041	0.32%

Although the main aim of vaccines is to break the link between positive cases and hospital admissions/ deaths, it can also reduce transmission to a great extent. Only 12% of total cases since March'21 were vaccinated with a single dose of Covid-19 vaccine which is just 0.32% of the total vaccinated people with at least one dose.

WEEKLY SUMMARY

- A 44% increase in new cases has been observed from the previous week.
- The weekly sample positivity rate has remained the same as last week (6%). Kohima, Longleng and Peren reported weekly sample positivity rate of more than 10%.
- There were 85 Covid-19 hospital admissions and 21 Covid-19 deaths during the week.
- 7.87 lakh doses of Covid-19 vaccine have been administered as of date.
- Hypertension and diabetes remain the most associated comorbidity among Covid-19 deaths
- 99% of Covid-19 Deaths from March'21 were not fully VACCINATED. 90% of deaths have not received even a single dose.
- 60 Villages in the state have achieved 100% vaccination of eligible beneficiaries.
- 11,770 samples were tested in the week out of which 732 tested positive.

COVID-19 VACCINATION

7.87 Lakh doses of vaccines administered till date.

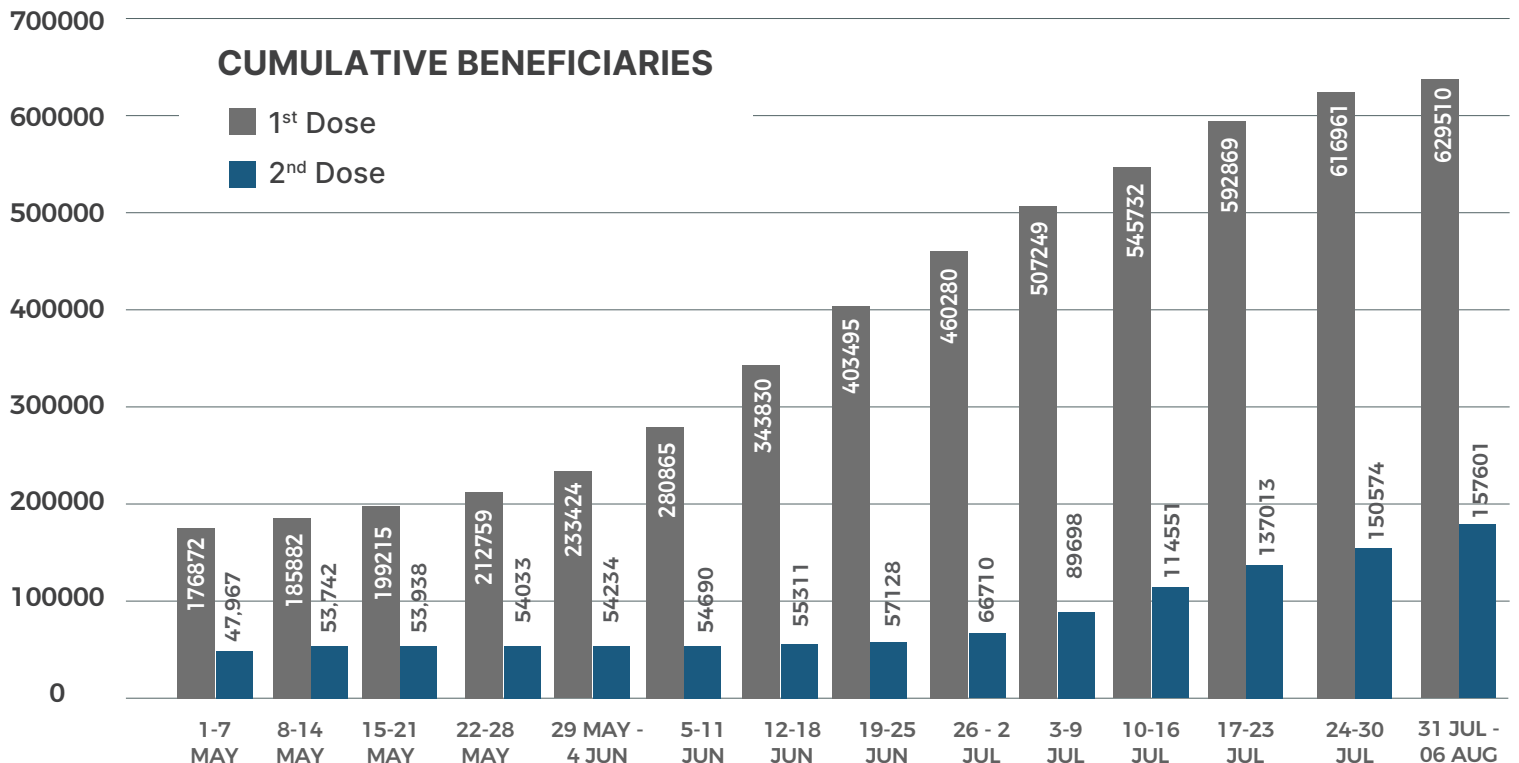
19,576 doses administered the past week.

Category	1 st Dose	2 nd Dose
Health Care Workers	15,978	12,586
Frontline Workers	60,827	40,785
45 years & above	1,87,685	1,03,815
18 to 44 years	3,65,020	415
State	6,29,510	1,57,601

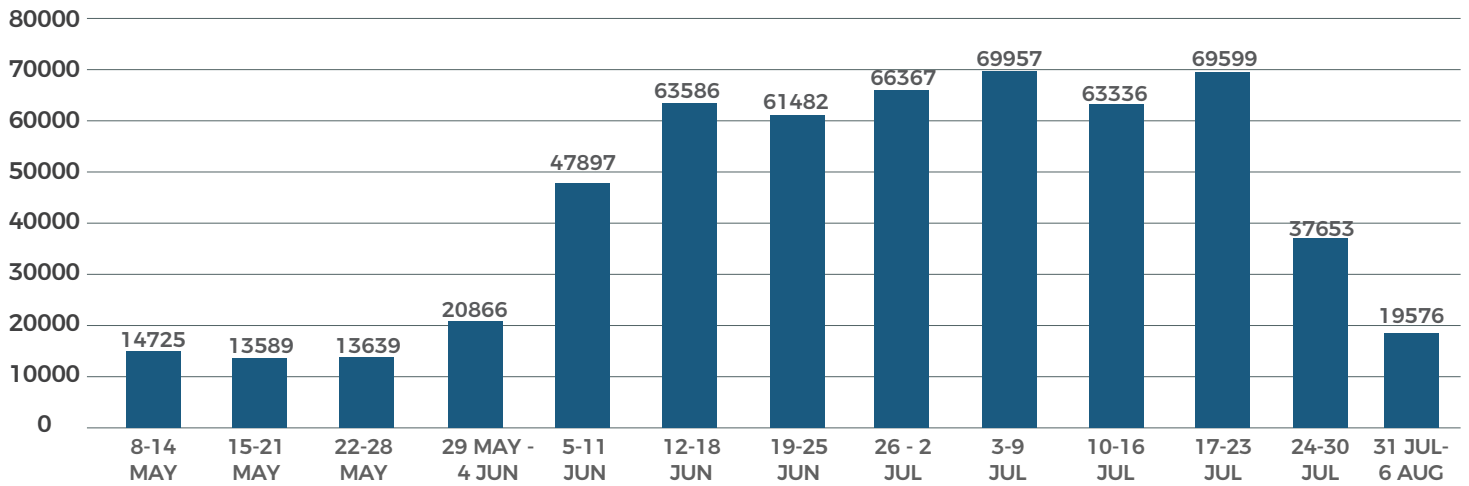
District	Total doses administered	Total Doses administered in the last 7 days	1 st dose Coverage of 18+population
Dimapur	271064	8429	102 %
Kohima	120112	2176	61 %
Longleng	25116	691	54 %
Mokokchung	84966	1856	46 %
Mon	81217	3789	41 %
Zunheboto	42821	237	38 %
Wokha	42591	730	31 %
Tuensang	43680	451	31 %
Phek	38559	395	29 %
Peren	22075	363	29 %
Kiphire	14910	459	22 %
State	7,87,111	19,576	51%

*Coverage is based on census and is subject to accuracy of census population, migration and other factors. Coverage will also vary by coverage of frontline and healthcare workers.

CUMULATIVE BENEFICIARIES



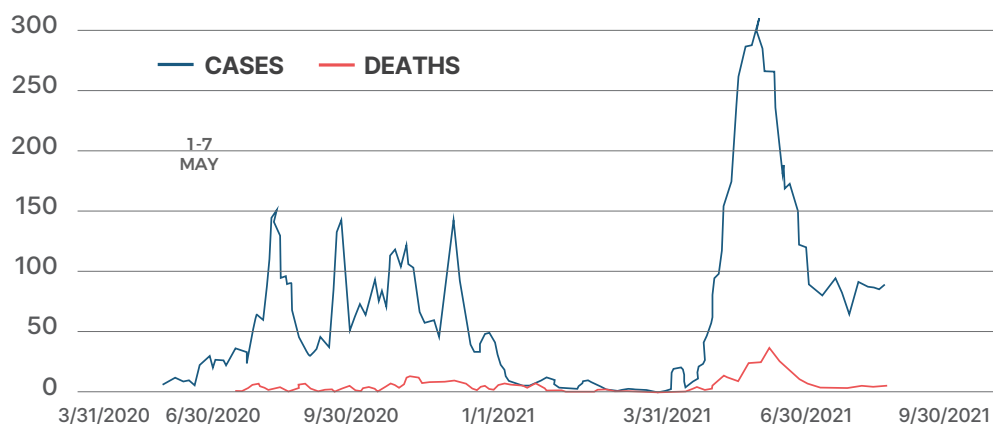
TOTAL WEEKLY VACINE DOSES ADMINISTERED



60 villages in the state have achieved 100% Vaccination of eligible beneficiaries (18+)

District	Number of Villages
Zunheboto	13
Dimapur	12
Mokokchung	9
Kiphire	6
Tuensang	5
Mon	4
Kohima	3
Longleng	3
Peren	3
Phek	1
Wokha	1
Total	60

DAILY COVID-19 CASE INCREASE WITH 7 DAY MOVING AVERAGE

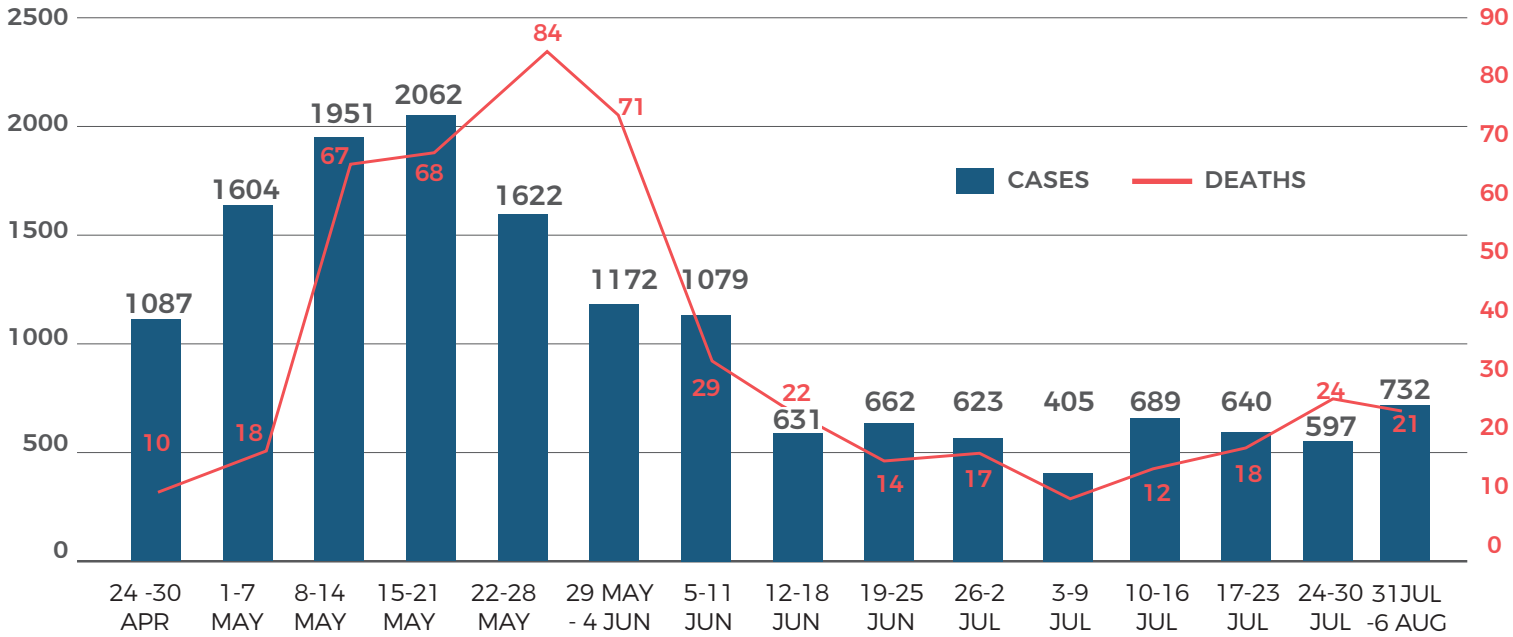


CONFIRMED CASES (weekly data)

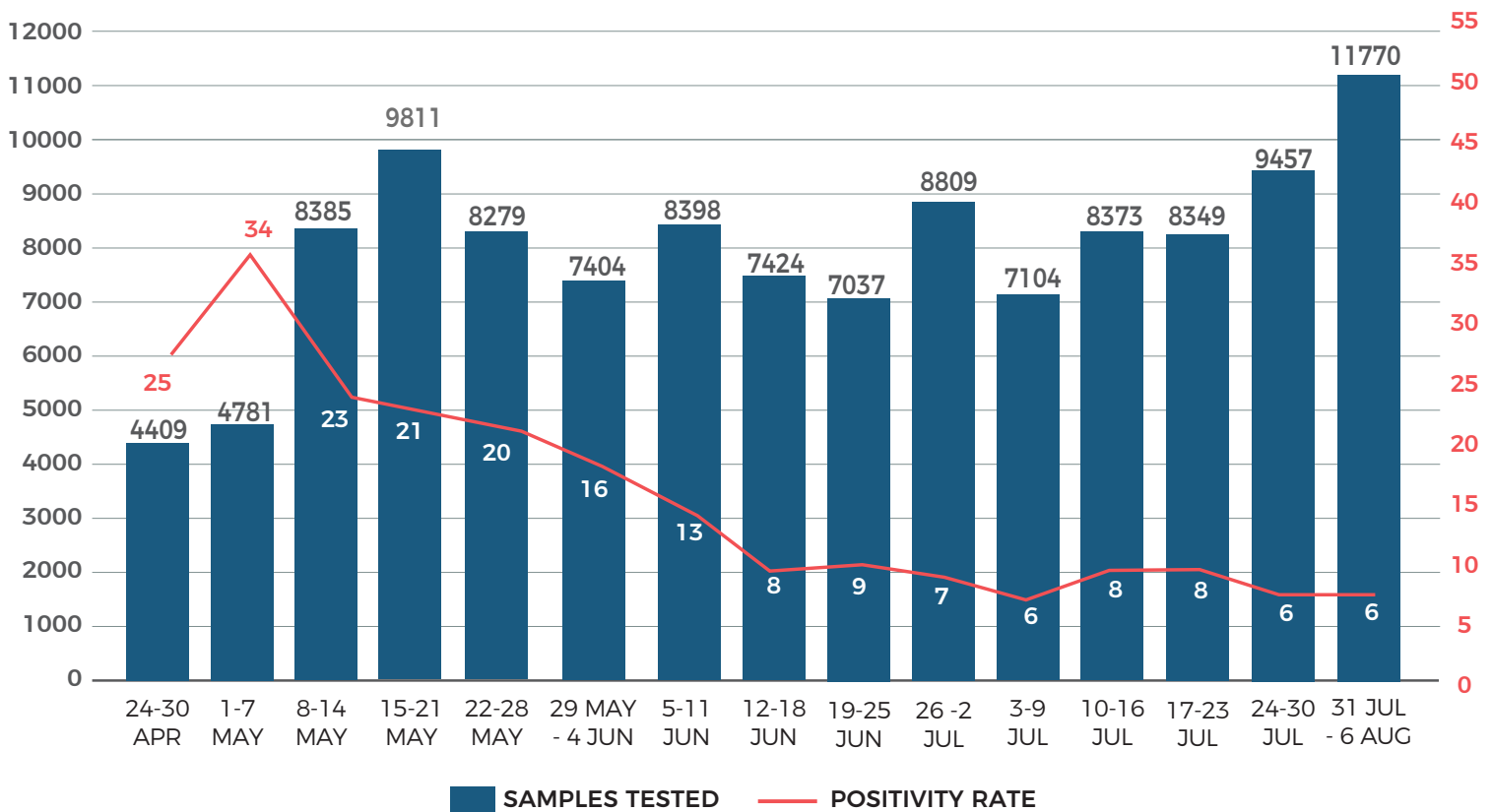
COVID-19 WEEKLY BULLETIN

732 confirmed cases this week

WEEKLY DATA OF CONFIRMED CASES AND DEATHS



WEEKLY DATA ON SAMPLE TESTING & SAMPLE POSITIVITY RATE



CONFIRMED CASES THIS WEEK

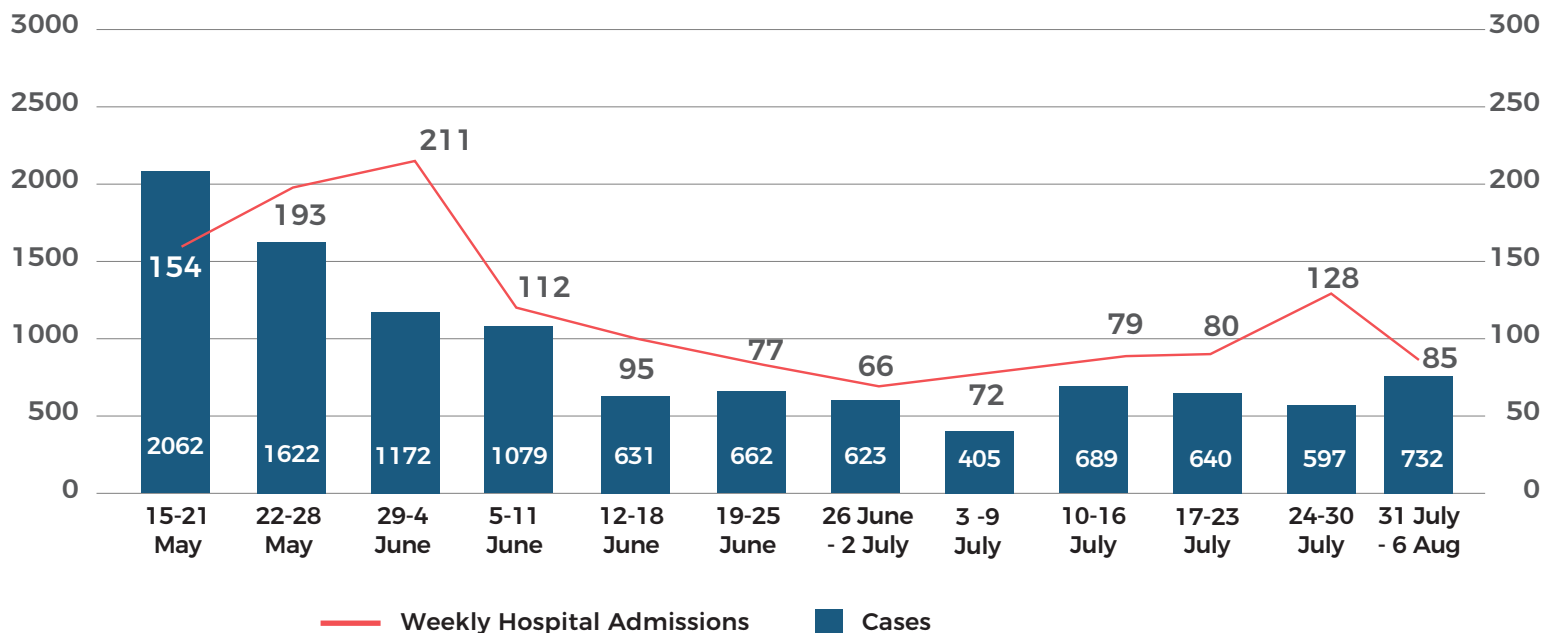
Category	Cases	%
Self-Test/ Random Test	384	52 %
Traced contacts	219	30 %
Frontline workers	57	8 %
Travellers	36	5 %
Security personnel	36	5 %
TOTAL	732	100%

11,770 samples were tested the past week with a weekly positivity rate of 6%.

WEEKLY NEW CASES DISTRICT WISE

DISTRICT	12-18 JUNE	19-25 JUNE	26 JUNE - 2 JULY	3 - 9 JULY	10-16 JULY	17-23 JULY	24-30 JULY	31 JULY - 6 AUG	weekly increase/ decrease of cases
Dimapur	143	138	147	104	109	214	173	190	10 %
Kohima	180	180	200	101	300	221	201	231	15%
Mokokchung	166	91	116	86	124	69	99	94	-5%
Tuensang	29	39	40	7	39	22	24	40	67%
Phek	17	27	19	19	13	18	10	17	70%
Zunheboto	22	36	23	14	20	3	5	34	580%
Wokha	6	20	13	19	14	23	11	15	36%
Mon	30	47	13	21	16	15	25	13	-48%
Kiphire	8	6	11	10	22	8	7	10	43%
Longleng	9	10	0	8	23	29	11	31	182%
Peren	21	68	41	16	9	18	31	57	84%

WEEKLY NEW COVID-19 HOSPITAL ADMISSIONS AGAINST TOTAL CONFIRMED CASES



DISTRIBUTION OF CASES BY AGE GROUP

Age Group	2020		2021	
	Cases	%	Cases	%
.02-1	25	0.2	67	0.4
1.1-5	146	1	241	1
6-10	189	2	421	3
11-20	1005	8	2090	13
21-30	3579	30	4374	26
31-40	4060	34	4036	24
41-50	1750	15	2489	15
51-60	849	7	1597	10
61-70	210	2	708	4
71-106	114	1	495	3
TOTAL	11,927	100%	16,518	100%

COVID DEATHS IN THE STATE

21 deaths reported this week

UNDERLYING DISEASE AMONG COVID-19 DEATHS

UNDERLYING DISEASE	2020	2021
Hypertension	40	101
Diabetes	36	129
Hypertension +Diabetes	25	53
Chronic kidney disease	13	29
Coronary artery disease	16	18
Alcoholic liver disease	12	15
Tuberculosis	8	15
HIV	2	12
Cancer	3	10
COPD	1	5
Asthma	4	4
HIV + Tuberculosis	1	3
Hepatitis B	1	3
Obesity	4	2
Hepatitis C	1	1
Haemophilia A	0	1

DISTRIBUTION OF DEATHS BY AGE GROUP

Age Group	2020		2021	
	Deaths	%	Deaths	%
0.09-1	0	0	1	0.2
1.1-15	0	0	0	0
16-20	0	0	2	0.4
21-30	6	8	22	4
31-45	19	26	124	25
46-60	19	26	168	34
61-75	17	24	126	26
76-104	11	15	53	10
TOTAL	72	100%	496	100%

WEEKLY SAMPLE POSITIVITY RATE CHANGE IN DISTRICTS

District	5-11 JUNE	12-18 JUNE	19-25 JUNE	26 JUNE - 2 JULY	3 - 9 JULY	10-16 JULY	17-23 JULY	24-30 JULY	31 JULY - 6 AUG
Dimapur	8	6	7	6	6	4	8	6	6
Kohima	12	12	13	15	10	22	16	13	16
Tuensang	18	7	6	5	2	4	2	5	5
Mokokchung	28	22	13	19	11	17	9	8	8
Phek	11	7	9	4	2	3	4	6	4
Zunheboto	6	3	7	2	3	8	1	2	1
Mon	8	4	9	2	3	2	2	2	1
Longleng	11	5	9	0	8	11	14	5	11
Wokha	9	4	8	7	15	7	12	7	6
Kiphire	9	10	7	3	4	12	4	2	4
Peren	7	7	12	9	4	2	4	3	11
State	13	8	9	7	6	8	8	6	6

DISTRICT WISE COVID 19 SITUATIONAL LEVEL (31 JULY - 06 AUGUST 2021)

District	Situational Level	Active Cases as on 06 AUG 2021	Weekly New Cases	Growth rate of new cases (7dma)	Total Deaths till date	Weekly Deaths	Weekly Covid-19 hospital admissions	Bed Occupancy of Oxygen supported beds % as on 6 AUG 2021	Weekly Samples Tested	Weekly Sample Positivity Rate %
Dimapur	2	449	190	0.21	350	11	31	3	3286	6%
Kohima	2	441	231	0.39	99	4	25	9	1462	16%
Mokokchung	2	208	94	0.73	46	2	18	50	1132	8%
Peren	2	60	57	1.01	3	1	2	0	535	11%
Tuensang	2	54	40	0.61	10	1	3	10	806	5%
Zunheboto	1	39	34	0.91	14	0	0	0	2285	1%
Longleng	2	35	31	1.89	0	0	0	0	295	11%
Mon	1	27	13	0.17	10	1	2	22	1061	1%
Phek	1	23	17	0.53	17	0	3	18	415	4%
Kiphire	1	17	10	0.65	8	0	0	0	228	4%
Wokha	2	17	15	0.72	11	1	1	2	265	6%
State Total		1370	732	0.37	568	21	85	7	11770	6%

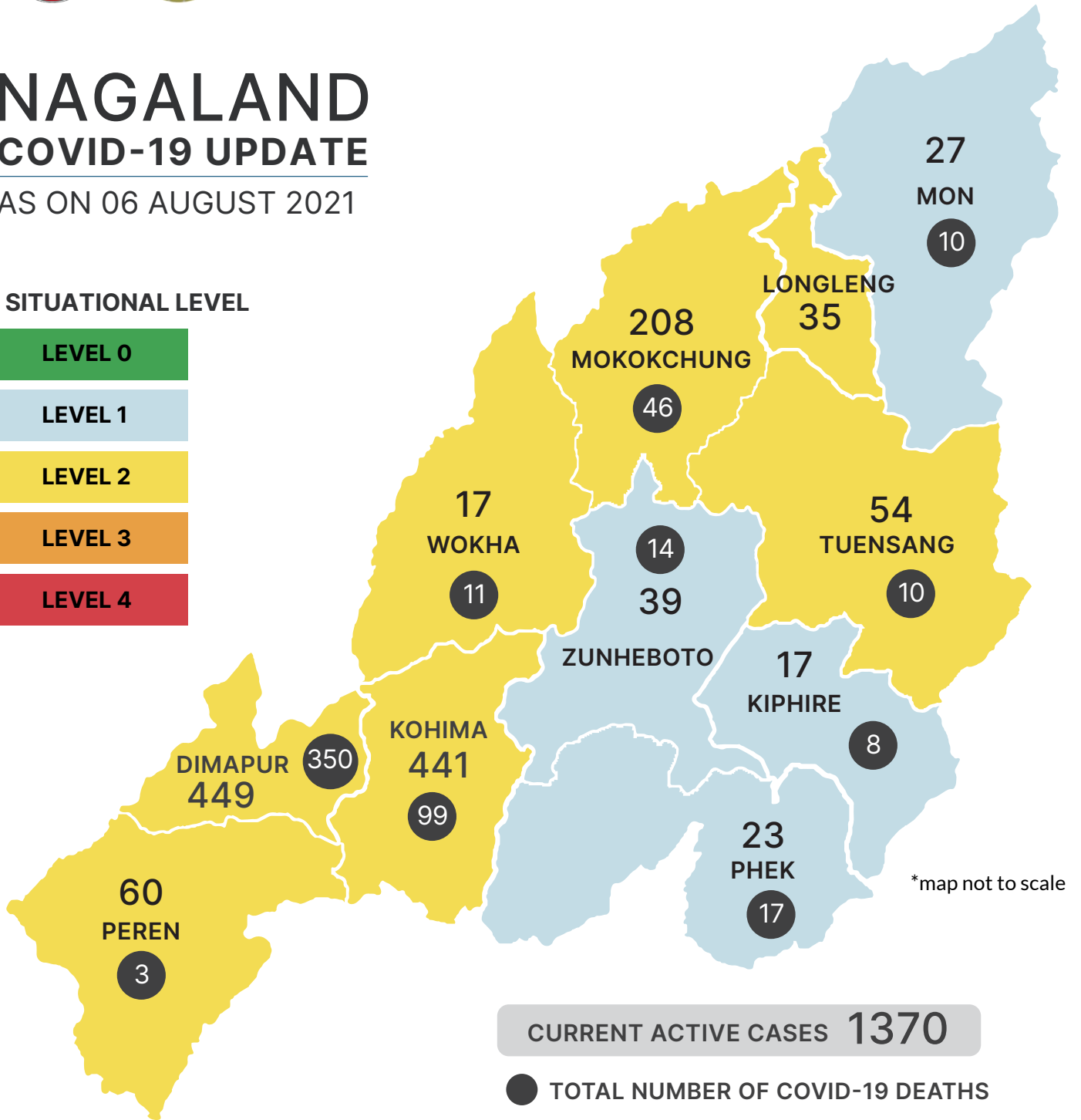


DEPARTMENT OF HEALTH AND FAMILY WELFARE
 INTEGRATED DISEASE SURVEILLANCE PROGRAMME
 KOHIMA: NAGALAND

NAGALAND COVID-19 UPDATE

AS ON 06 AUGUST 2021

SITUATIONAL LEVEL



CURRENT ACTIVE CASES **1370**

● TOTAL NUMBER OF COVID-19 DEATHS

*For data reporting, Noklak is covered under Tuensang district as there is no separate surveillance unit yet for the district.

LET'S STOP COVID-19!



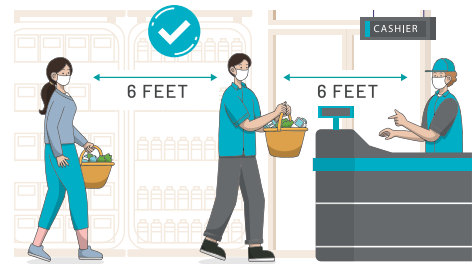
GET VACCINATED



WEAR MASK



WASH HANDS



WATCH DISTANCE

COVID-19 VACCINATION

for all citizens 18 years and above



REGISTRATION


at vaccination center
or online at
WWW.COWIN.GOV.IN

select preferred Covid19
Vaccination Center (Govt./Pvt.)



CONFIRMATION

- 1 - SMS on registration
- 2 - SMS with date, time & place of vaccination
- 3 - SMS after 1st dose & next due date & time




VACCINATION

carry photo ID proof for
verification.


VACCINATION AT GOVERNMENT FACILITIES IS FREE!

 www.nagahealth.nagaland.gov.in

 www.covid19.nagaland.gov.in

 www.nsdma.nagaland.gov.in

 @MyGovNagaland

 @HealthNagaland

 Coronaga



DR. NEIKHRIELIE KHIAMIAO
Principal Director
Department of H&FW, Nagaland

Bibliography:

DoHFW, Nagaland; COVID-19 War Room, Nagaland; MoHFW; WHO; WCO Nagaland; NCDC, New Delhi; CDC, Atlanta; Bloomberg ; NEJM; BMJ