

# COVID-19

## WEEKLY BULLETIN



### Global Epidemiological Update

The number of new cases remained similar to the previous week as per WHO situation report.

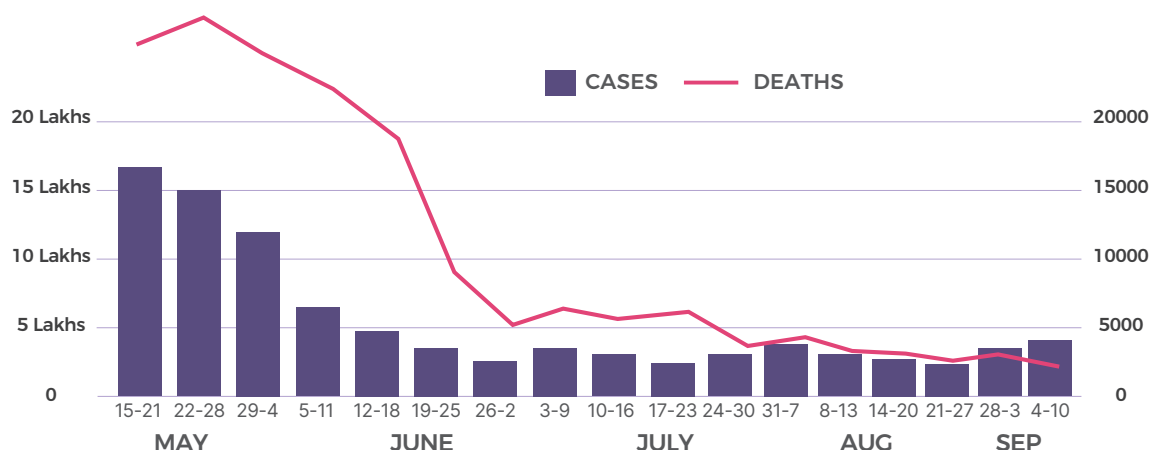
All regions reported a decline except the region of the Americas which showed a 19% increase in cases.

The highest number of new cases were reported from USA, UK, India, Iran and Brazil.

### National update

New cases have increased slightly in the past two weeks although deaths have declined.

The weekly sample positivity rate remains at 2.26%



As on 10 SEP 2021

Global   National   State				
Variables	Confirmed cases	Deaths	Death Rate	Total Covid-19 Vaccine Doses given
World	22,30,22,538	46,02,882	2.07%	5.35 billion
India	3,32,08,330	4,42,317	1.32%	73.05 crores
Nagaland	30,555	620	2.03%	9.21 lakhs

### In the past week:

World: 40,75,702 cases and 63,159 deaths.

India: 3,05,041 cases and 2,422 deaths.

Nagaland: 311 cases and 8 deaths.

As on 10 SEP 2021

Covid-19 Situational Level - North Eastern States		
State	Active Cases	Total Deaths
Mizoram	12,347	233
Assam	6,029	5,732
Manipur	2,769	1,807
Meghalaya	2,007	1,346
Sikkim	847	377
Nagaland	650	620
Tripura	605	805
Arunachal P	583	269

# WHO UPDATE ON VARIANTS OF CONCERN

Variant of concern	Total countries reporting	Transmissibility	Disease severity	Impact on diagnosis	Total VOC identified from WGS in Nagaland
Alpha	194	Increased Transmissibility	Increased risk of hospitalization	Limited impact, no impact on overall result	1
Beta	141	Increased Transmissibility	Not confirmed, possible increased risk	No impact	0
Gamma	92	Increased Transmissibility	Not confirmed, possible increased risk	None reported till date	0
Delta	174	Increased Transmissibility and Secondary Attack Rate	Increased risk of hospitalization	None reported till date	286

## WEEKLY SUMMARY

- 311 cases detected from 13,356 samples tested with a weekly positivity rate of 2.3%. All districts have reported sample positivity rate of less than 5% and the state weekly positivity rate has remained below 5% for the last 4 weeks.
- 8 Covid-19 deaths from the week takes the total Covid-19 deaths tally to 620. Deaths were reported from Dimapur (4), Kohima (2), Kiphire (1), Peren (1).
- There were **60 Covid-19 hospital admissions** from the week with **Dimapur recording the maximum cases** (34)
- A total of 46,324 Covid-19 vaccine doses were administered in the week taking the total doses to 9.21 lakhs across the state.
- **75% of cases reported from the week were without any contact history signifying high community transmission. Many cases from self-test are still not reported.**
- 70% of Covid-19 deaths are males. This is attributed to higher prevalence of high-risk factors, more positive cases among males and also could be attributed to health seeking behavior.
- **Covid-19 vaccination coverage has increased from the past week but needs to be accelerated before the third wave hits the state.**

Restrictions / limitations of social gatherings and other superspreader events, enforcement of mask wearing in public places along with vaccination will be the key factors in minimizing the impact of the third wave thereby saving lives and avoiding lockdowns.

(SOURCE: UIP, DHFW)

# COVID-19 VACCINATION

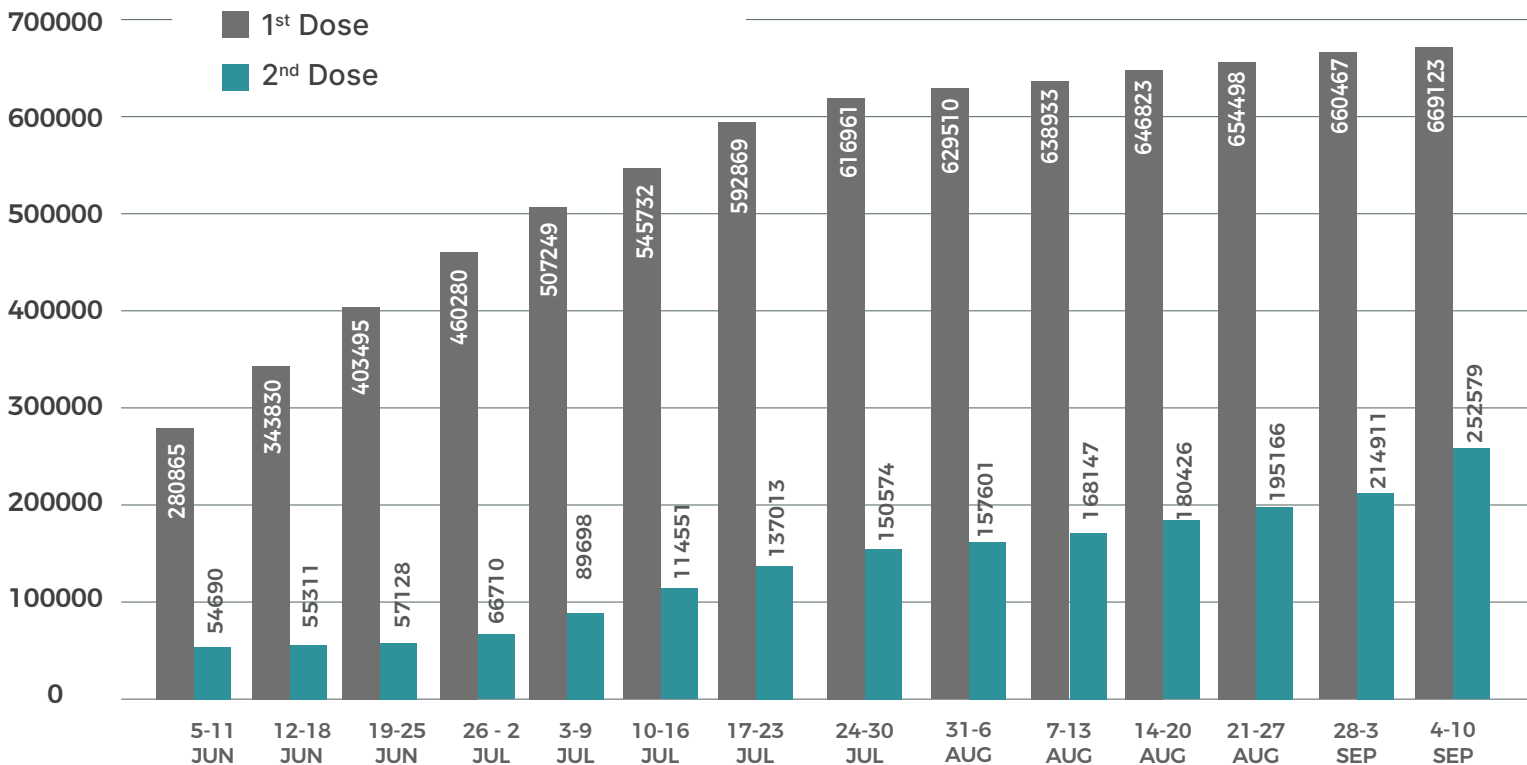
46,324 doses were administered in the week

1<sup>st</sup> dose= 8656 | 2<sup>nd</sup> dose=37668

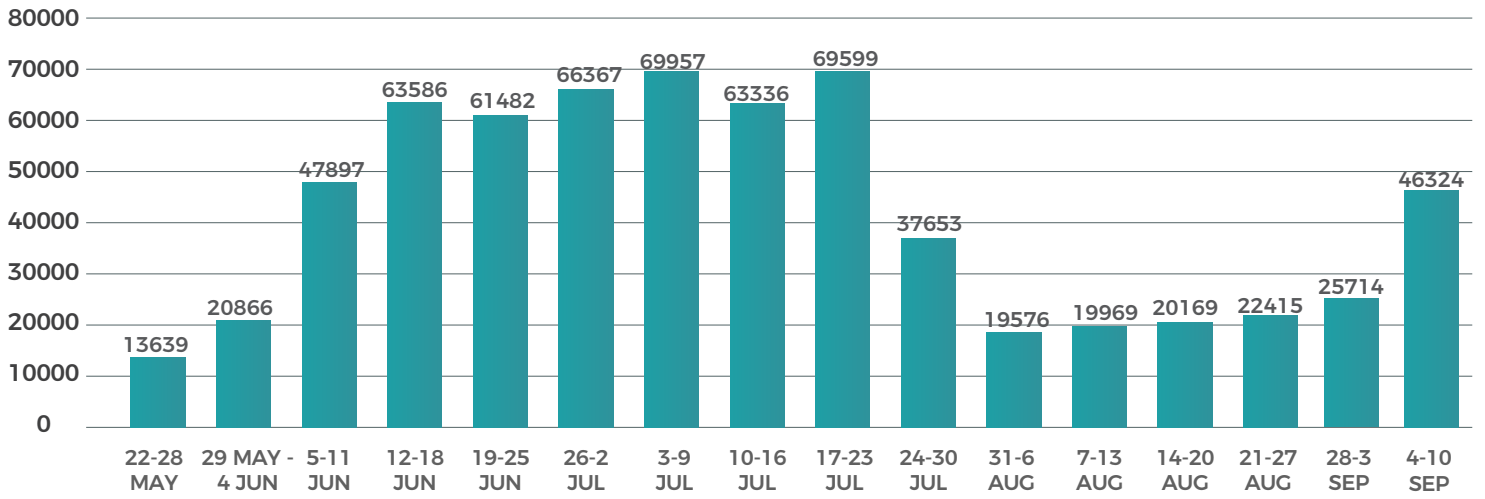
District	Total doses administered	Total Doses administered in the last 7 days	Coverage of eligible beneficiaries	
			1 <sup>st</sup> Dose	2 <sup>nd</sup> Dose
Dimapur	322601	15773	112 %	34 %
Kohima	147000	11311	64 %	28 %
Longleng	28905	826	55 %	24 %
Mokokchung	96931	4384	48 %	22 %
Mon	95557	4745	43 %	18 %
Zunheboto	46636	2380	38 %	11 %
Wokha	49076	1805	33 %	15 %
Tuensang	49309	2204	32 %	12 %
Peren	26070	920	31 %	14 %
Phek	43476	1549	30 %	13 %
Kiphire	16141	427	23 %	8 %
<b>State</b>	<b>9,21,702</b>	<b>46,324</b>	<b>54%</b>	<b>20%</b>

\*Coverage is based on census and is subject to accuracy of census population, migration, and other factors.

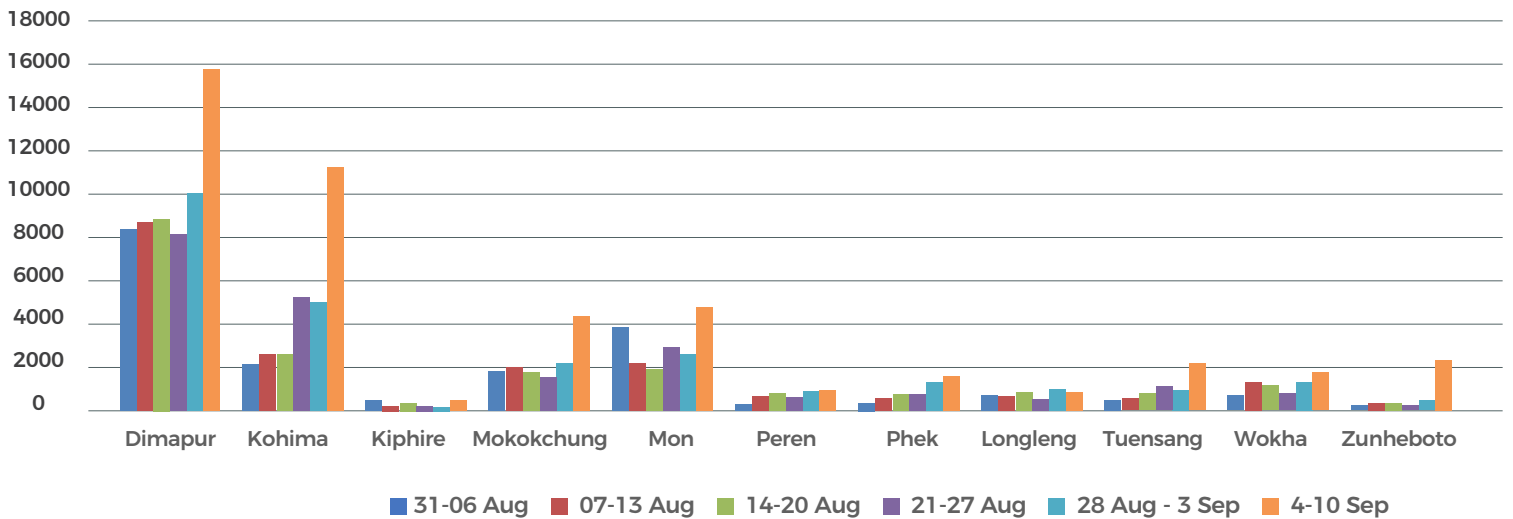
## CUMULATIVE BENEFICIARIES



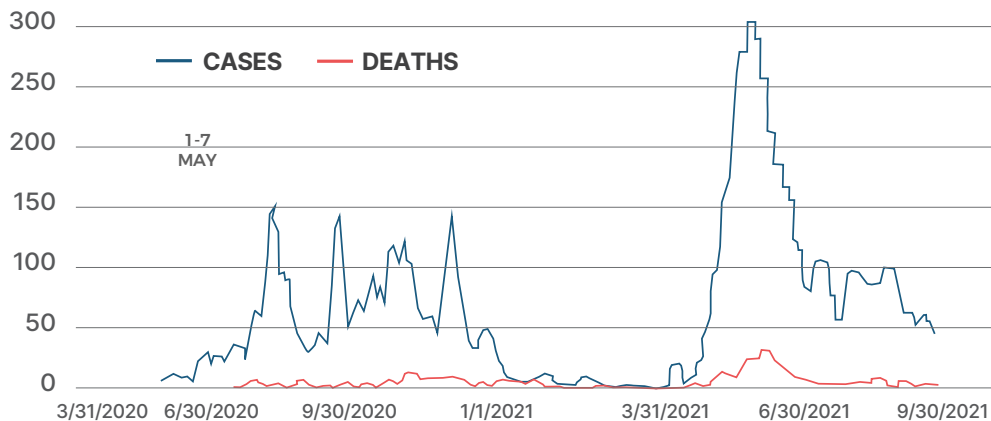
## TOTAL WEEKLY VACINE DOSES ADMINISTERED



## WEEKLY DOSES ADMINISTERED IN THE LAST 6 WEEKS



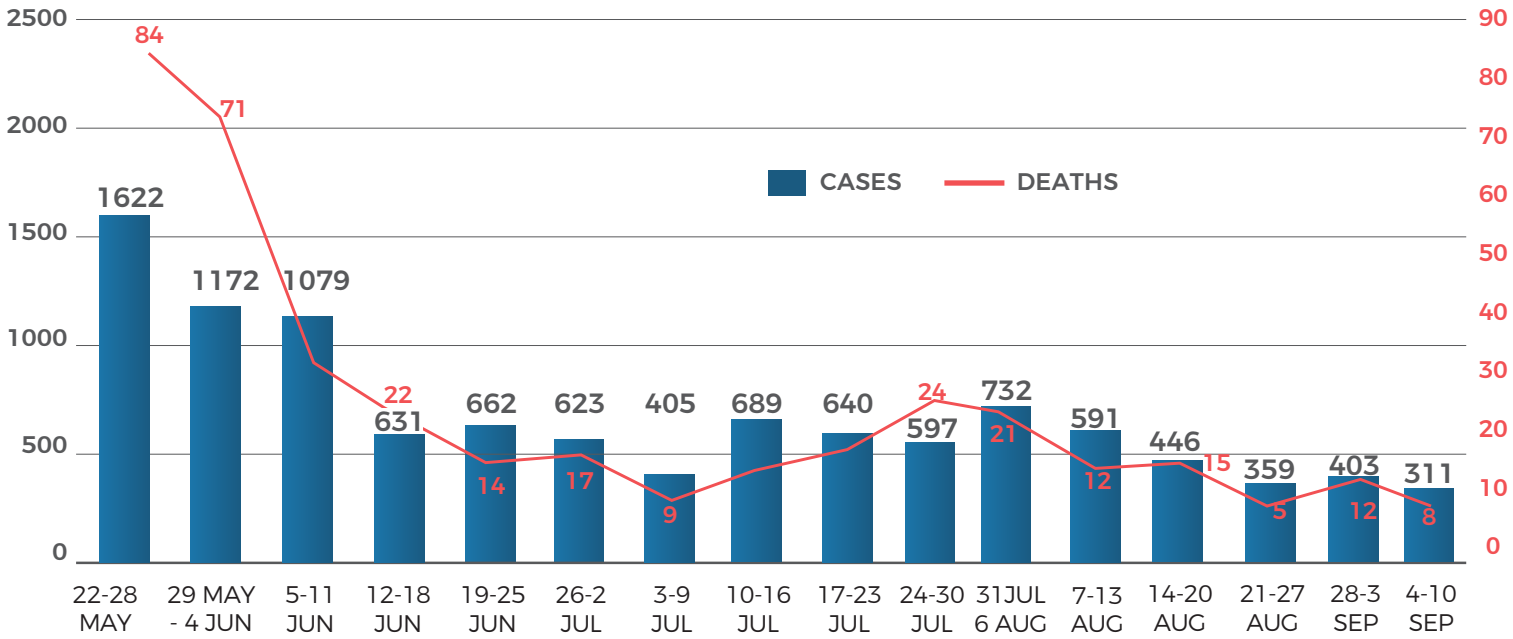
## DAILY COVID-19 CASE INCREASE WITH 7 DAY MOVING AVERAGE



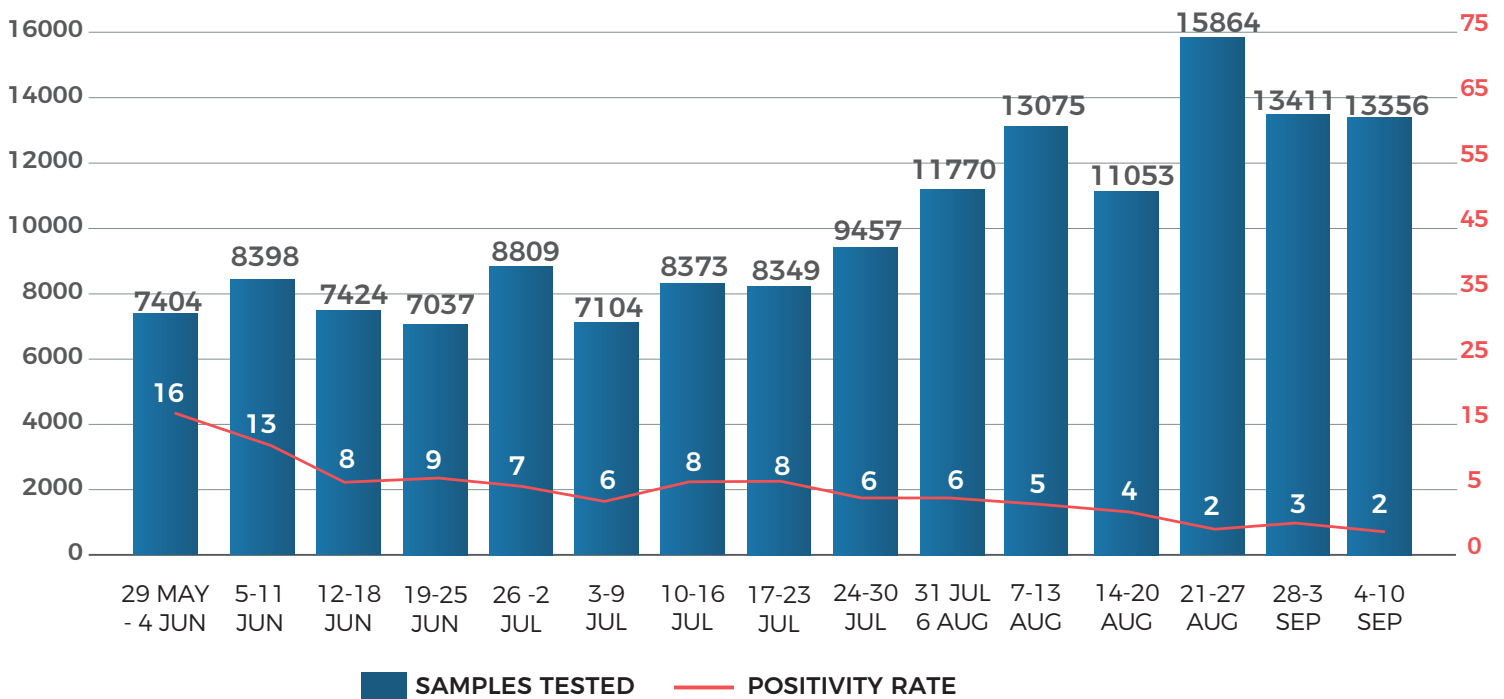
# CONFIRMED CASES (weekly data)

311 confirmed cases this week

## WEEKLY DATA OF CONFIRMED CASES AND DEATHS



## WEEKLY DATA ON SAMPLE TESTING & SAMPLE POSITIVITY RATE

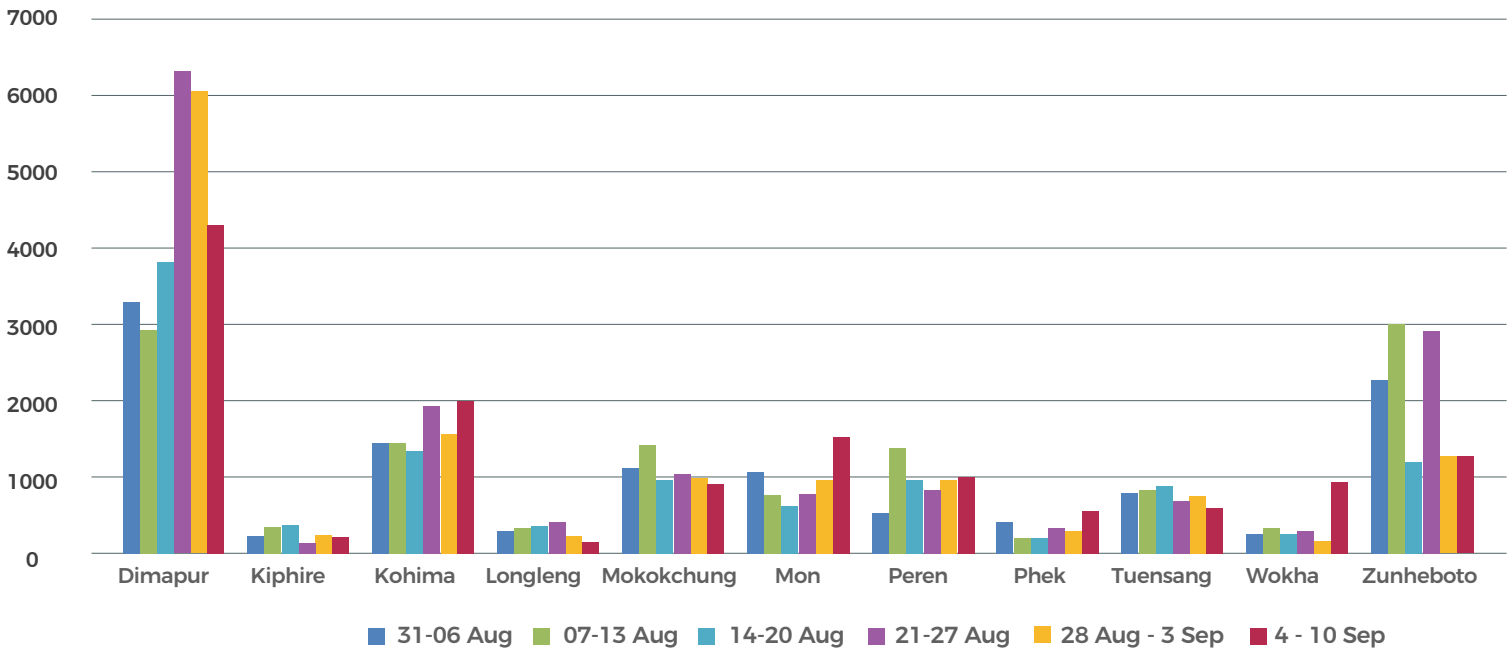


## CONFIRMED CASES THIS WEEK

Category	Cases	%
Self- Test/ Random Test	232	75 %
Traced contacts	54	17 %
Travellers	12	4 %
Frontline workers	10	3 %
Security personnel	3	1 %
<b>TOTAL</b>	<b>311</b>	<b>100%</b>

13,556 samples were tested the past week with a weekly positivity rate of 2%.

## DISTRICT WISE WEEKLY SAMPLING/TESTING FOR THE LAST 6 WEEKS

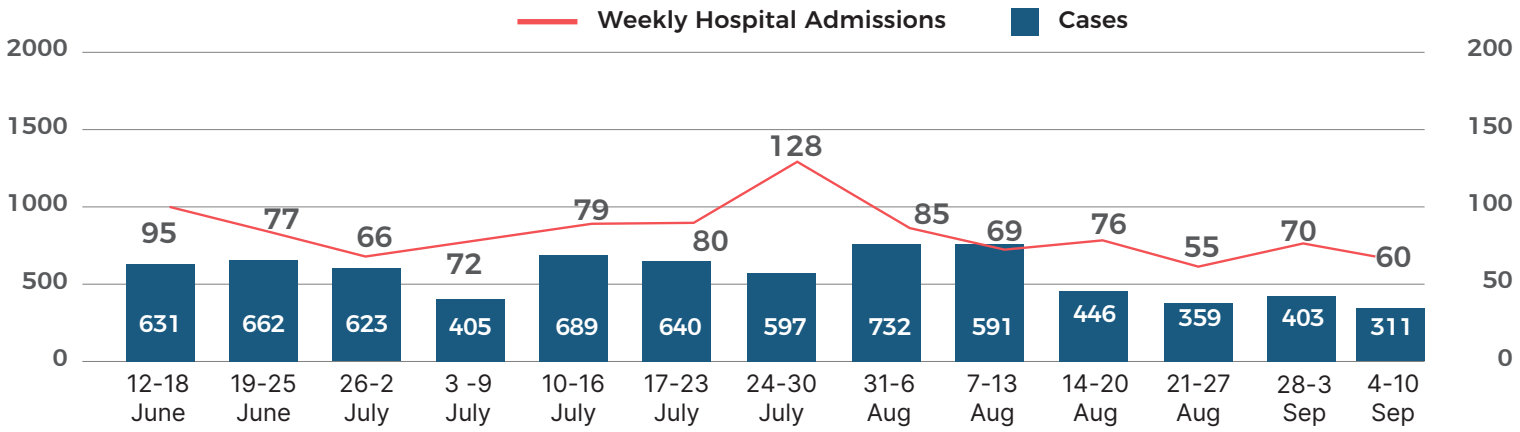


## GENERAL CATEGORIZATION OF CONFIRMED CASES (WEEKLY PERCENTAGE)

Gradual increase in Self- Random tests category signifies community transmission without a known source of infection.

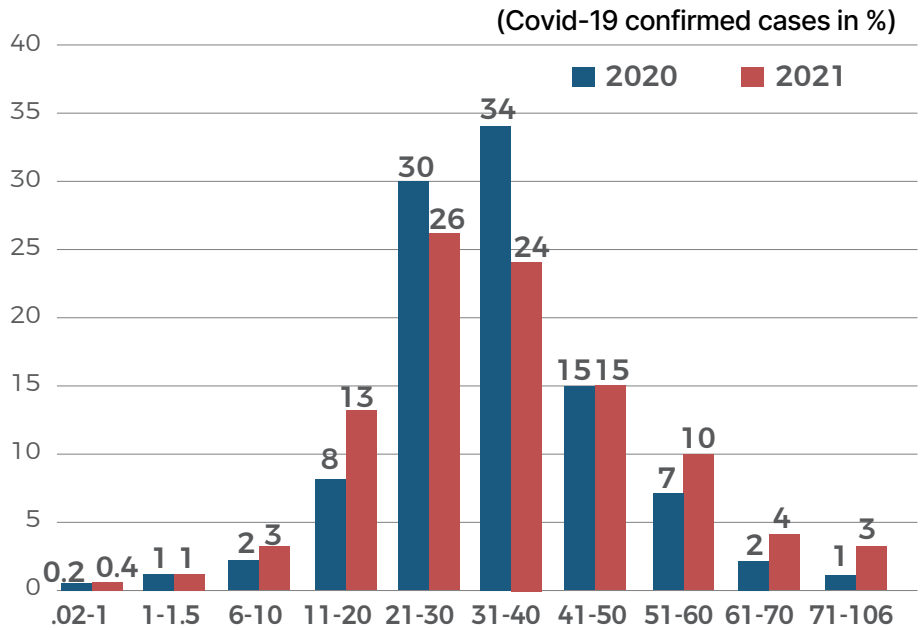


## WEEKLY NEW COVID-19 HOSPITAL ADMISSIONS AGAINST TOTAL CONFIRMED CASES

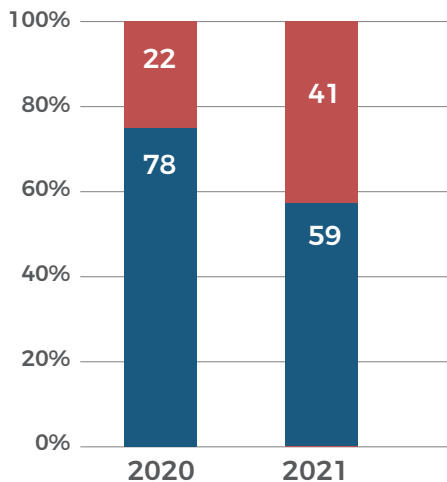


## DISTRIBUTION OF CONFIRMED CASES BY AGE-GROUP

Age Group	2020	2021
	Cases	Cases
.02-1	25	82
1.1-5	146	271
6-10	189	478
11-20	1005	2370
21-30	3579	4839
31-40	4060	4545
41-50	1750	2803
51-60	849	1790
61-70	210	838
71-106	114	612
<b>TOTAL</b>	<b>11,927</b>	<b>18,628</b>



Proportion of cases among 11-20-year age groups increased from 8 % (2020) to 13% (2021). The decrease in proportion of cases in 21-30- and 31-40-year age group could also be due to targeted testing among returnees in 2020.



## DISTRIBUTION OF CONFIRMED CASES BY GENDER

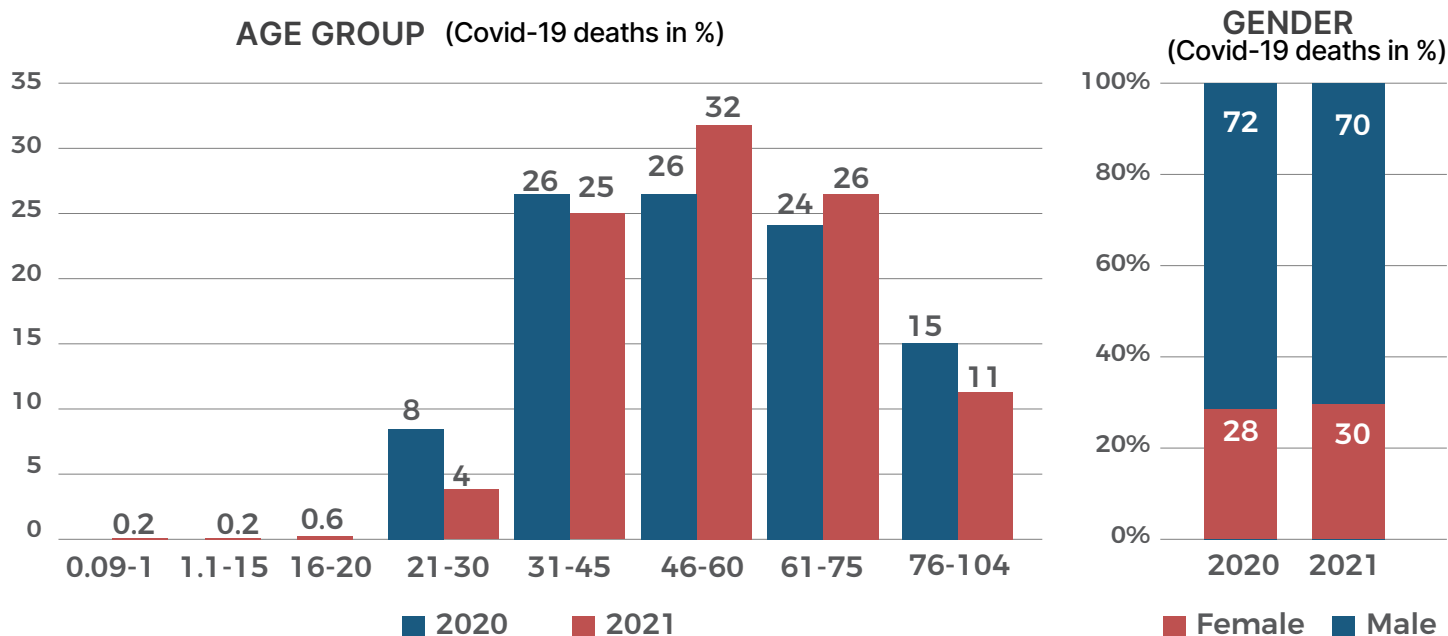
Proportion of confirmed cases among females increased from 22% (2020) to 41 % (2021)

Female  
Male

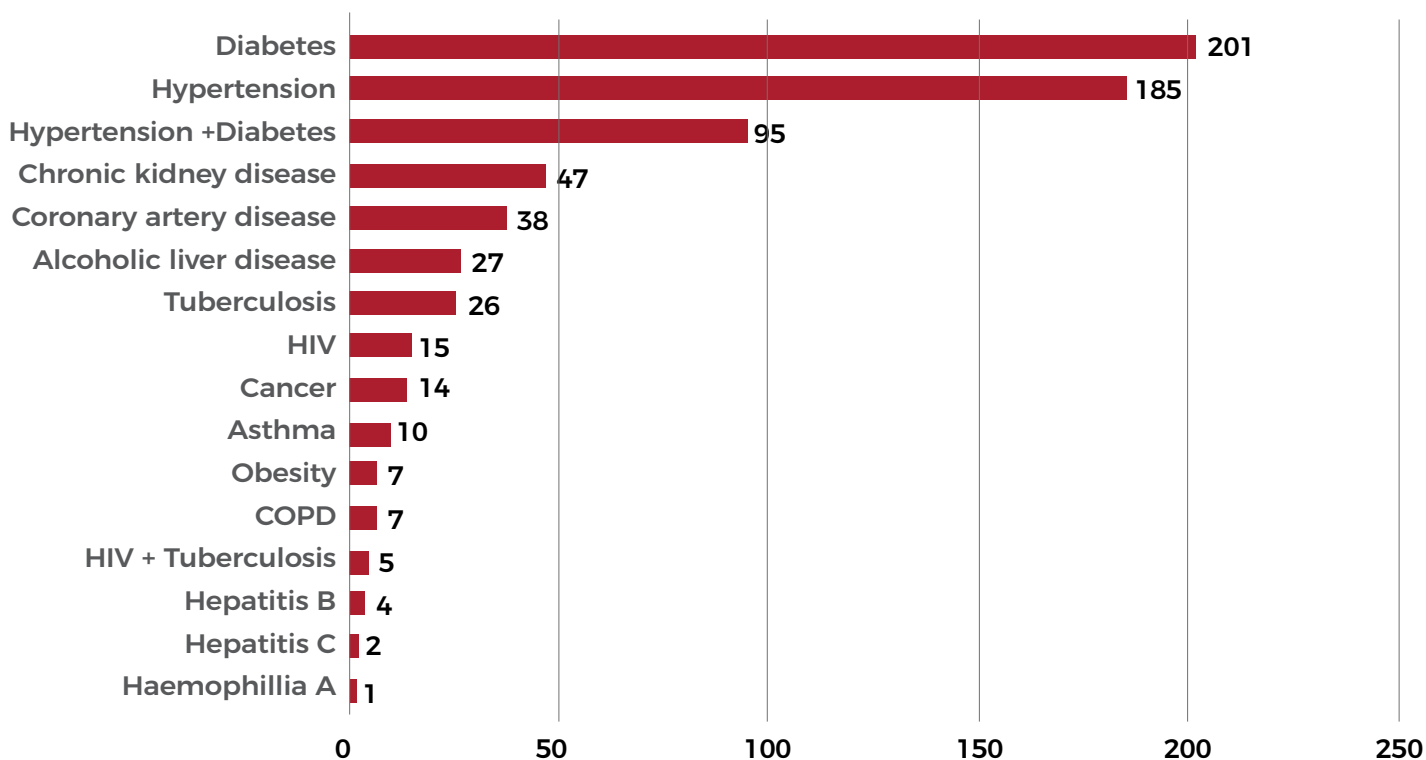
# COVID DEATHS IN THE STATE

8 deaths reported this week

## DISTRIBUTION OF COVID-19 DEATHS (2020 AND 2021)



## UNDERLYING DISEASES AMONG COVID-19 DEATHS



\*More than one disease may be associated with a single case

**Anyone with any of the underlying diseases should be vaccinated at the earliest.**



## DISTRIBUTION OF COVID DEATHS BY DURATION OF HOSPITALISATION / PLACE OF DEATH

DURATION OF HOSPITALISATION	% OF COVID DEATHS
<24 Hours	19
1 day	15
2 days	11
3 - 5 days	17
6 - 10 days	15
11 - 15 days	9
16 - 22 days	4
52 days	0
Brought dead	3
Under Home Isolation	6
Discharge against medical advice	0

- 45% of deaths died within 48 hours of arrival to hospital. This implies late arrival to hospital with too advanced symptoms. **Timely treatment is critical for survival.**
- 
- 36 deaths have happened in home isolation without reaching the hospital. **Monitoring of symptoms remain crucial.**
-

## WEEKLY SAMPLE POSITIVITY RATE CHANGE IN DISTRICTS

District	10-16 JULY	17-23 JULY	24-30 JULY	31-6 AUG	7-13 AUG	14-20 AUG	21-27 AUG	28 AUG - 3 SEP	4-10 SEP
Dimapur	4	8	6	6	6	4	2	3.4	3.3
Kohima	22	16	13	16	9	10	5	5.5	3.1
Tuensang	4	2	5	5	4	1	1	0.8	0.5
Mokokchung	17	9	8	8	8	9	6	4.0	3.1
Phek	3	4	6	4	2	4	4	9.4	3.9
Zunheboto	8	1	2	1	1	1	1	0.5	0.3
Mon	2	2	2	1	1	1	1	1.7	1.3
Longleng	11	14	5	11	5	1	2	1.9	1.6
Wokha	7	12	7	6	8	4	2	4.4	1.9
Kiphire	12	4	2	4	1	2	2	0.5	2.5
Peren	2	4	3	11	3	1	1	0.2	0.7
State	8	8	6	6	5	4	2	3.0	2.3

## DISTRICT WISE COVID 19 SITUATIONAL LEVEL

(4 - 10 SEP 2021)

District	Situational Level	Active Cases as on 10 Sep 2021	Weekly New Cases	Growth rate of new cases (7dma)	Total Deaths till date	Weekly Deaths	Weekly Covid-19 hospital admissions	Bed Occupancy of Oxygen supported beds % as on 10 SEP 2021	Weekly Samples Tested	Weekly Sample Positivity Rate %
Dimapur	2	341	142	0.15	375	4	34	8	4349	3.3%
Kohima	1	111	65	0.1	117	2	12	3	2076	3.1%
Mokokchung	1	90	27	0.26	50	0	7	33	865	3.1%
Mon	1	34	18	0.18	11	0	0	0	1428	1.3%
Phek	1	31	22	0.59	17	0	2	9	570	3.9%
Wokha	1	12	16	0.29	11	0	1	0	845	1.9%
Kiphire	1	8	5	0.29	9	1	2	9	203	2.5%
Peren	1	8	7	0.23	5	1	1	0	1034	0.7%
Zunheboto	1	8	4	0.63	14	0	1	2	1249	0.3%
Longleng	1	4	2	0.1	0	0	0	0	125	1.6%
Tuensang	1	3	3	0.04	11	0	0	0	612	0.5%
STATE		650	311	0.09	620	8	60	5	13356	2.3%

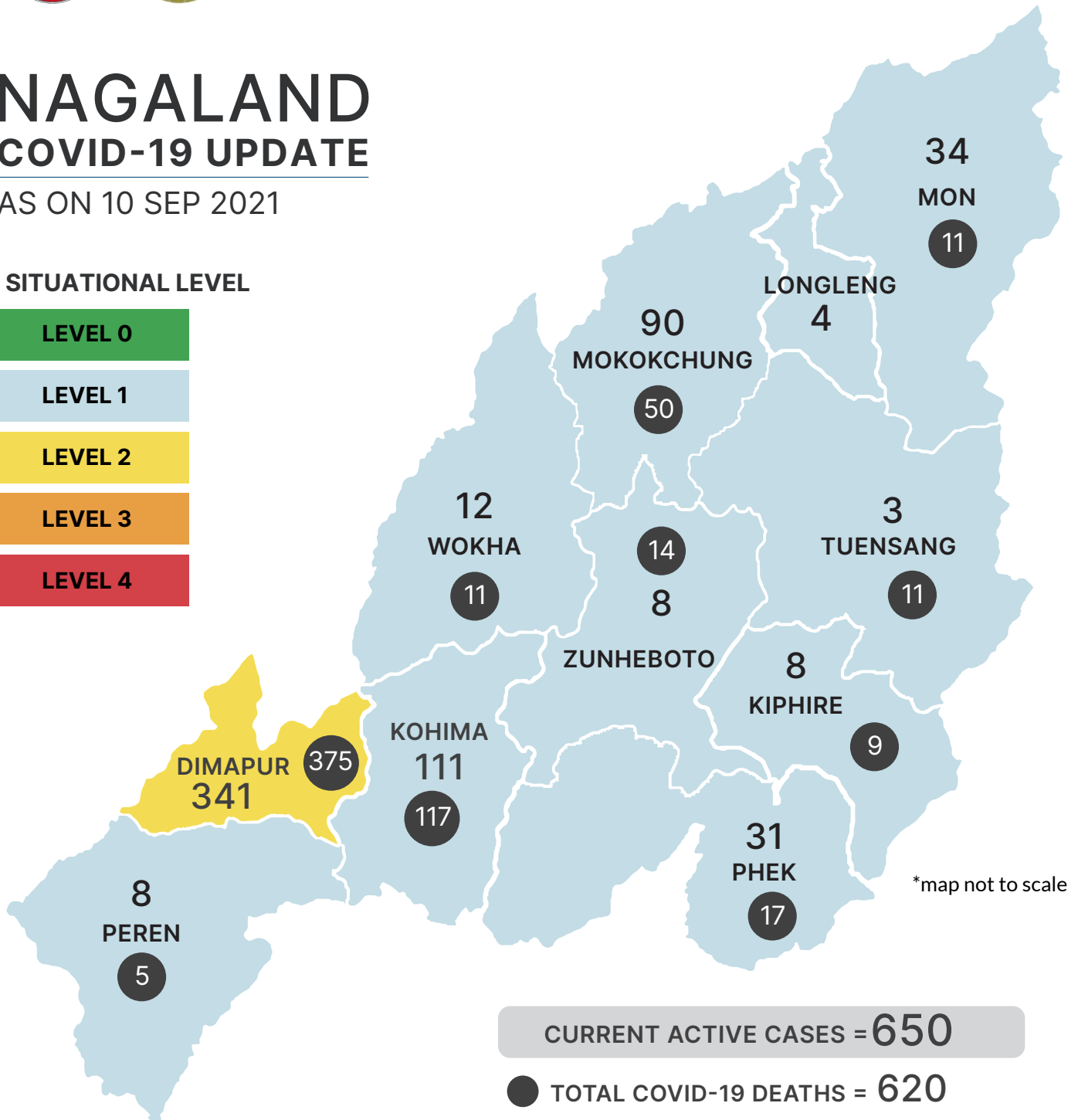


DEPARTMENT OF HEALTH AND FAMILY WELFARE  
 INTEGRATED DISEASE SURVEILLANCE PROGRAMME  
 KOHIMA: NAGALAND

# NAGALAND COVID-19 UPDATE

AS ON 10 SEP 2021

## SITUATIONAL LEVEL



\*map not to scale

**CURRENT ACTIVE CASES = 650**

**TOTAL COVID-19 DEATHS = 620**

\*For data reporting, Noklak is covered under Tuensang district as there is no separate surveillance unit yet for the district.

# LET'S STOP COVID-19!



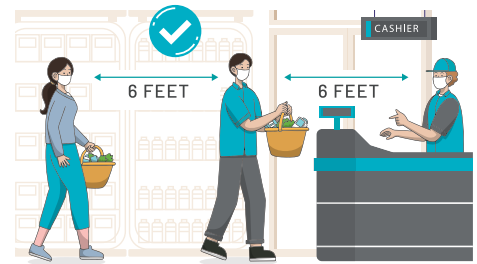
**GET VACCINATED**



**WEAR MASK**



**WASH HANDS**



**WATCH DISTANCE**

## COVID-19 VACCINATION

for all citizens 18 years and above



### **REGISTRATION**

at vaccination center  
or online at  
**WWW.COWIN.GOV.IN**  
select preferred Covid19  
Vaccination Center (Govt./Pvt.)



### **CONFIRMATION**

- 1 - SMS on registration
- 2 - SMS with date, time & place of vaccination
- 3 - SMS after 1<sup>st</sup> dose & next due date & time



### **VACCINATION**


carry photo ID proof for  
verification.

**VACCINATION AT GOVERNMENT FACILITIES IS FREE!**

 [www.nagahealth.nagaland.gov.in](http://www.nagahealth.nagaland.gov.in)

 @MyGovNagaland

 [www.covid19.nagaland.gov.in](http://www.covid19.nagaland.gov.in)

 @HealthNagaland

 [www.nsdma.nagaland.gov.in](http://www.nsdma.nagaland.gov.in)

 Coronaga

  
**DR. NEIKHRIELIE KHIMIAO**  
Principal Director  
Department of H&FW, Nagaland

Bibliography:

DoHFW, Nagaland; COVID-19 War Room, Nagaland; MoHFW; WHO; WCO Nagaland; NCDC, New Delhi; CDC, Atlanta; Bloomberg ; NEJM; BMJ