

COVID-19

WEEKLY BULLETIN



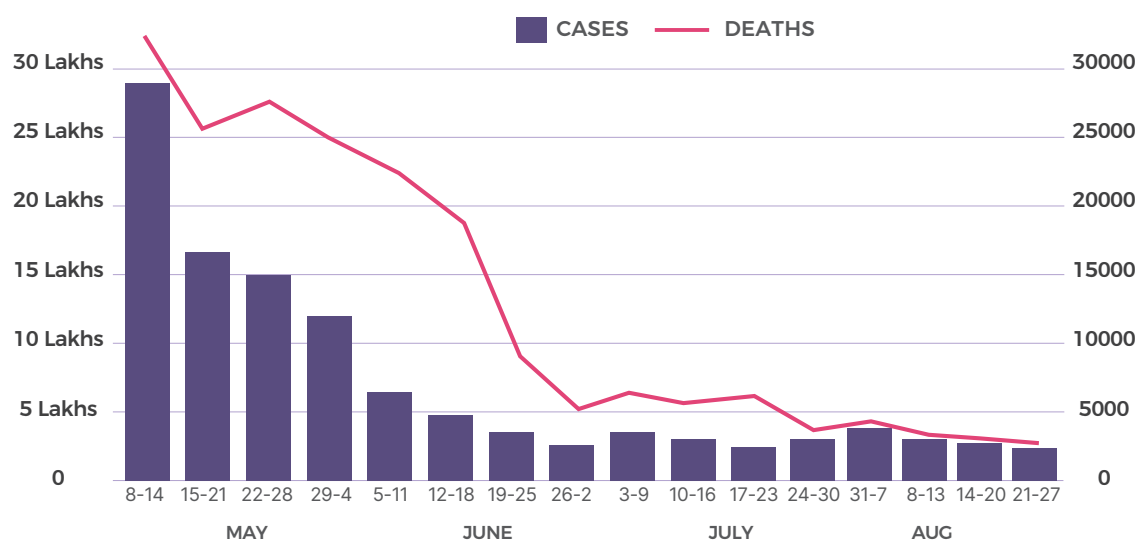
Global Epidemiological Update

Over 214 million cases and 4.47 million Covid-19 deaths have been confirmed globally. Increase in cases and deaths were reported from the Western Pacific and the Americas. Highest number of new cases were reported from the USA with hospitals getting overwhelmed by the 3rd wave especially in the states with low vaccination coverage.

National update

The weekly positivity rate is at 2.10 % with the country reporting 2.09 lakh cases and 2,897 deaths in the week.

More than 61.22 crore doses of the COVID-19 Vaccine have been administered across the country.



As on 27 AUG 2021

Global | National | State

Variables	Confirmed cases	Deaths	Death Rate	Total Covid-19 Vaccine Doses given
World	21,44,68,601	44,70,969	2.08%	4.95 billion
India	3,26,03,188	4,36,861	1.34%	61.22 crores
Nagaland	29,841	600	2.01%	8.49 lakhs

In the past week:

World: 45,91,988 cases and 70,685 deaths.

India: 2,09,902 cases and 2,897 deaths.

Nagaland: 359 cases and 5 deaths.

As on 27 AUG 2021

Covid-19 Situational Level - North Eastern States

State	Active Cases	Total Deaths
Assam	7781	5618
Mizoram	7470	206
Manipur	3596	1767
Meghalaya	2682	1294
Sikkim	1409	367
Arunachal Pradesh	1150	260
Tripura	1150	795
Nagaland	845	612

Total deaths in NE=10,919

Surge in Pediatric cases across USA during the third wave: American Academy of Pediatrics

As infections increase across all age groups, children made up to 22% of new cases in the past week in USA and 1% of confirmed cases were hospitalized as per a report from the AAP.

“ It’s human nature to protect our children above all else, and the best way to protect them is to... surround children who are not vaccine-eligible with people who are vaccinated to effectively shield them from Covid. ”

CENTERS FOR DISEASE CONTROL AND PREVENTION (CDC)

Vaccination status of Covid-19 Deaths and Positive cases in the second wave (March '21 till date)

- 99% of COVID-19 deaths are not fully vaccinated and 90% of deaths have not received even a single dose in the second wave
- 78% of positive cases in the second wave are among the unvaccinated and 14 % of positive cases had received a single dose

VACCINATION STATUS OF CONFIRMED CASES

Total Covid-19 cases during the second wave	Positivity in Persons who are vaccinated by 1st Dose	Positivity in Persons who are vaccinated by 2nd Dose	UNVACCINATED POSITIVE CASES during the second wave
17,641	2,504	1,347	13,790
	14%	8%	78%

VACCINATION STATUS OF COVID-19 DEATHS IN THE STATE

Total deaths in second wave	Covid-19 Deaths who have received one dose	Total deaths after full vaccination	Not fully Vaccinated	Did not receive a single dose
523	54	7	516	469
	10%	1%	99%	90%

The main aim of vaccination is to break the chain between positivity and hospitalization or death. Vaccinated people still must wear a mask, follow hand hygiene and avoid crowded places.

WEEKLY SUMMARY

- The weekly sample positivity rate now stands at 2.3%. Mokokchung (6%) has reported a weekly positivity of more than 5%. The weekly sample positivity rate was 34% in the 1st week of May '21.
- 359 new cases and 5 deaths (Dimapur 4, Peren 1) were reported from the week. 55 new admissions were also reported from Covid-19 hospitals.
- 8.49 lakh doses of Covid-19 vaccine have been administered across the state. Dimapur, Kohima, Mokokchung, Mon and Longleng have the highest first dose coverage among eligible beneficiaries.
- 15,864 samples were tested in the week and 359 cases were detected. This is the highest number of samples tested in a single week till date. Highest samples were collected from Dimapur and Zunheboto.
- 600 Covid-19 deaths have been confirmed in the State. Dimapur (365 deaths) reported 60% of all deaths followed by Kohima (18%) and Mokokchung (8%).
- 99% of Covid-19 deaths in the second wave (March '21 till date) are not fully vaccinated and 90% have not received even a single dose.

(SOURCE: UIP, DHFW)

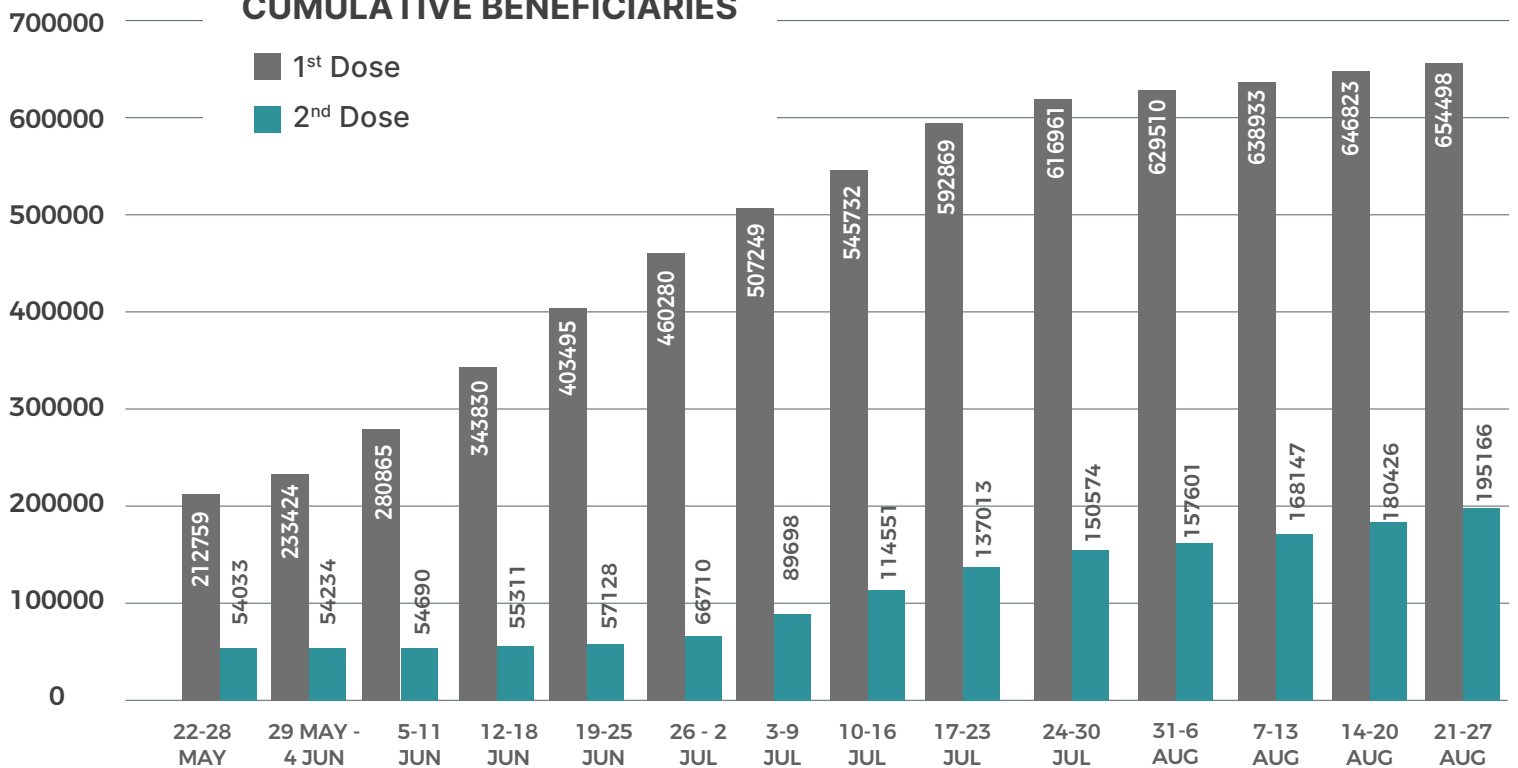
COVID-19 VACCINATION

8.49 Lakh doses of vaccines administered till date

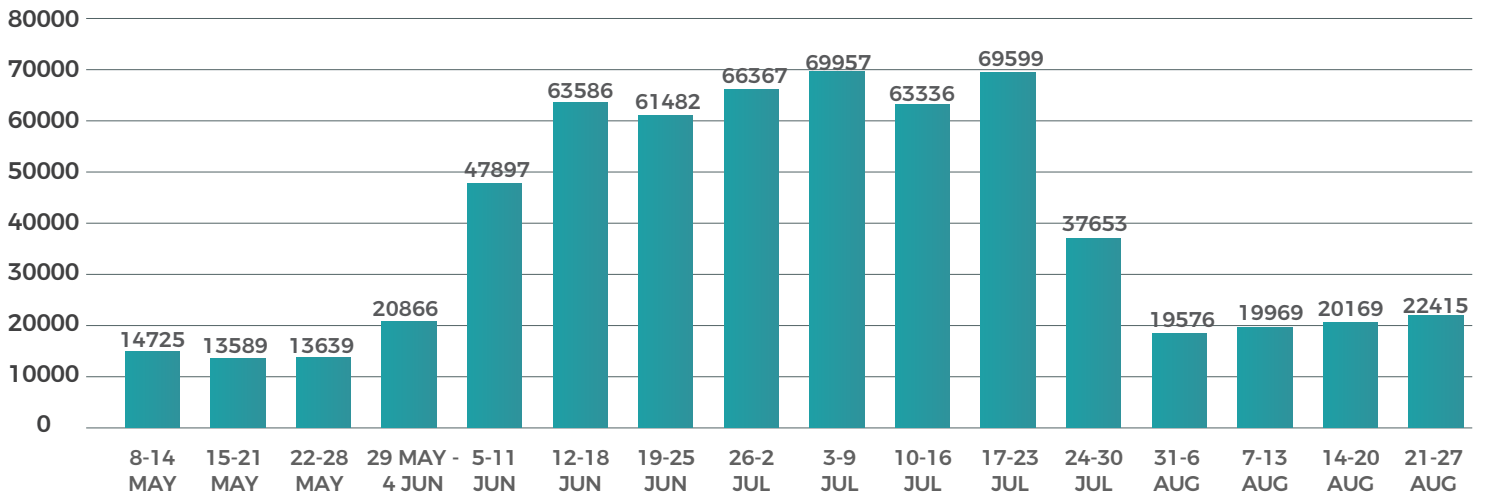
District	Total doses administered	Total Doses administered in the last 7 days	1 st dose Coverage of 18+ population
Dimapur	296777	8165	108 %
Kohima	130620	5264	63 %
Longleng	27174	547	55 %
Mokokchung	90356	1578	47 %
Mon	88205	2930	42 %
Zunheboto	43835	294	38 %
Wokha	45939	874	32 %
Tuensang	46169	1099	31 %
Peren	24347	682	30 %
Phek	40622	756	29 %
Kiphire	15620	226	22 %
State	8,49,664	22,415	53%

*Coverage is based on census and is subject to accuracy of census population, migration and other factors. Coverage will also vary by coverage of frontline and healthcare workers.

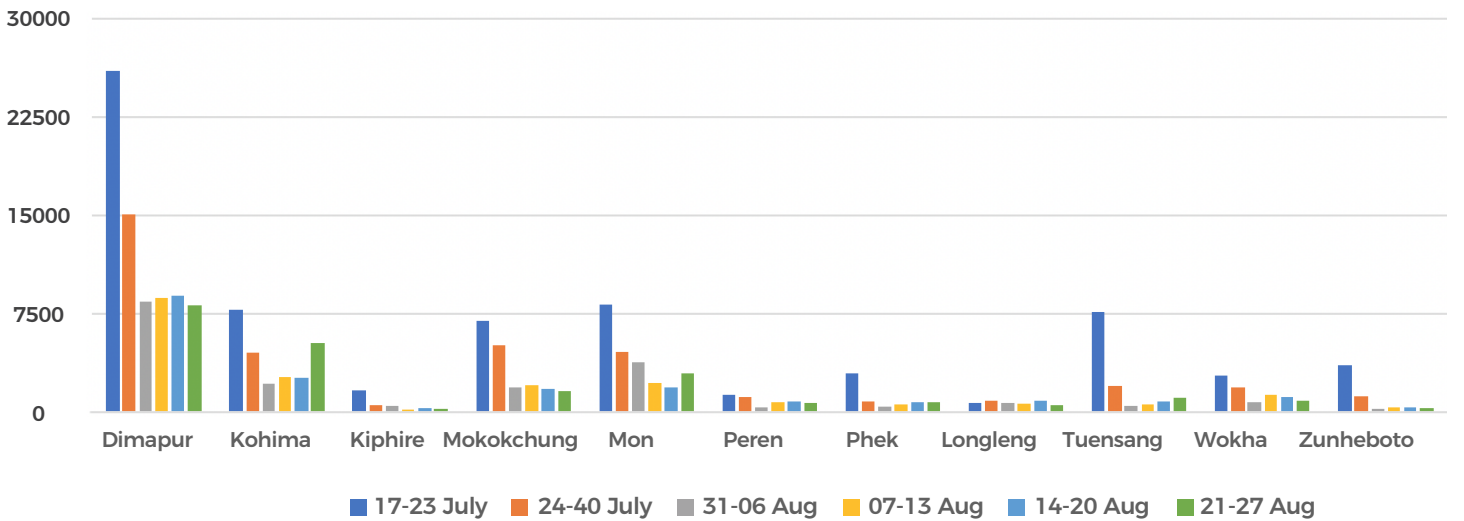
CUMULATIVE BENEFICIARIES



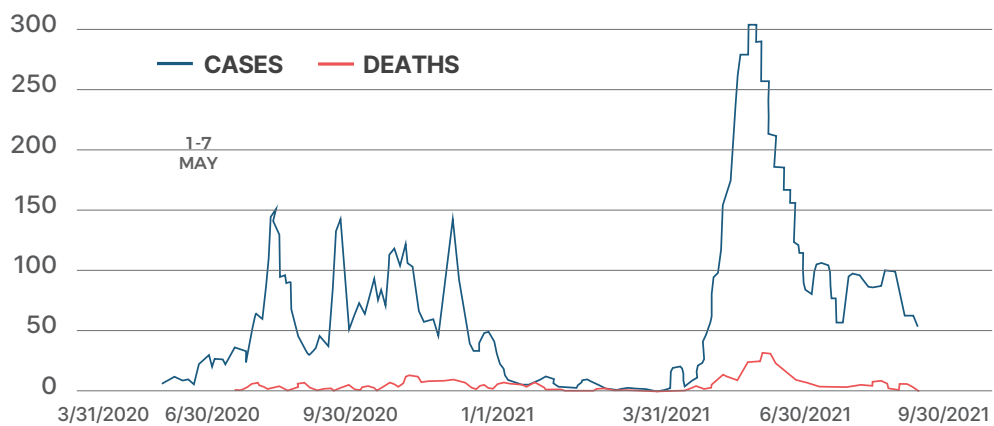
TOTAL WEEKLY VACINE DOSES ADMINISTERED



WEEKLY DOSES ADMINISTERED IN THE LAST 6 WEEKS



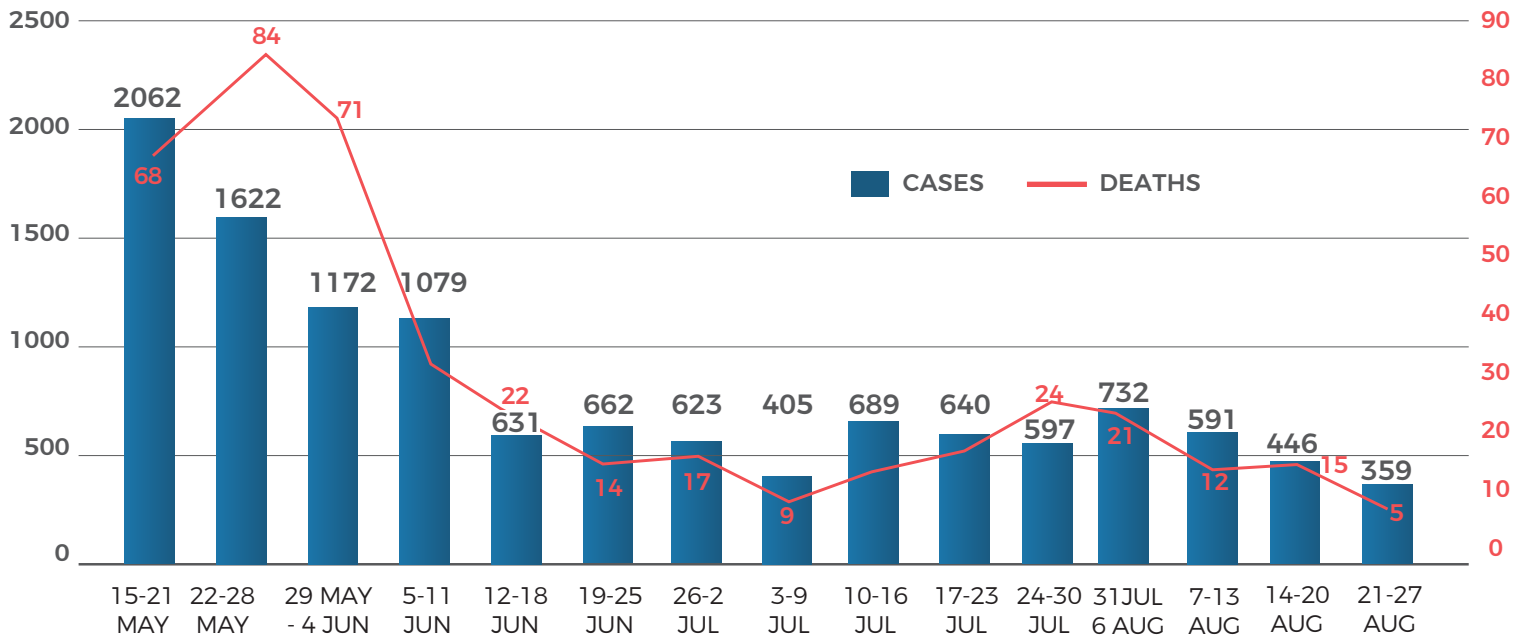
DAILY COVID-19 CASE INCREASE WITH 7 DAY MOVING AVERAGE



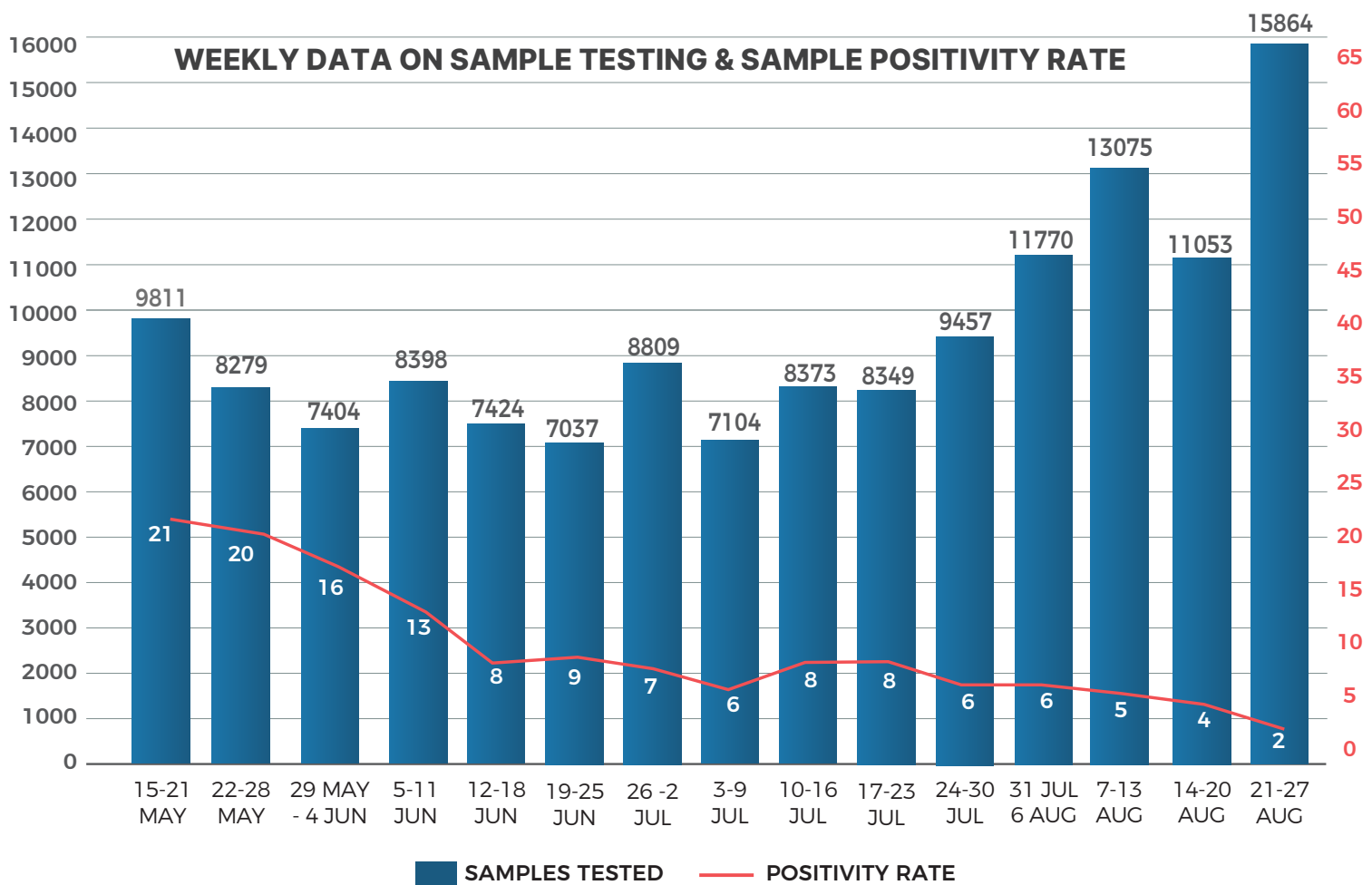
CONFIRMED CASES (weekly data)

359 confirmed cases this week

WEEKLY DATA OF CONFIRMED CASES AND DEATHS



WEEKLY DATA ON SAMPLE TESTING & SAMPLE POSITIVITY RATE

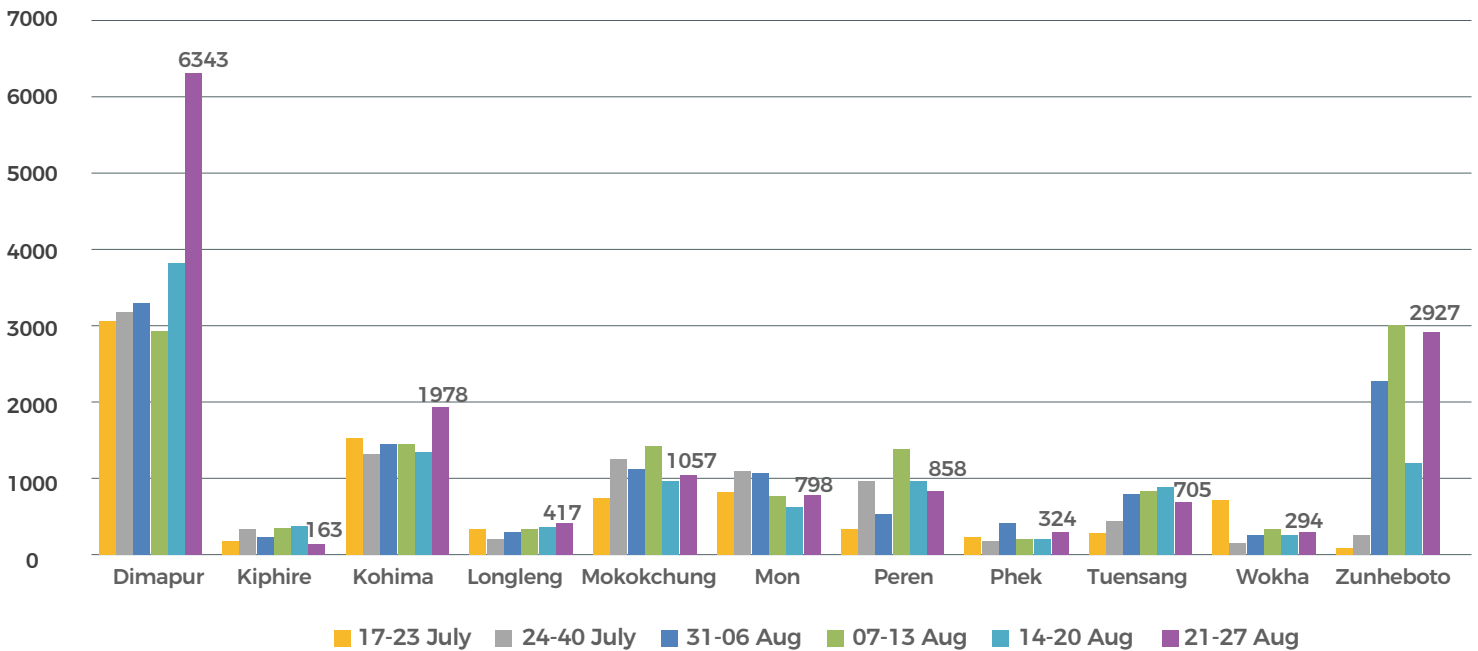


CONFIRMED CASES THIS WEEK

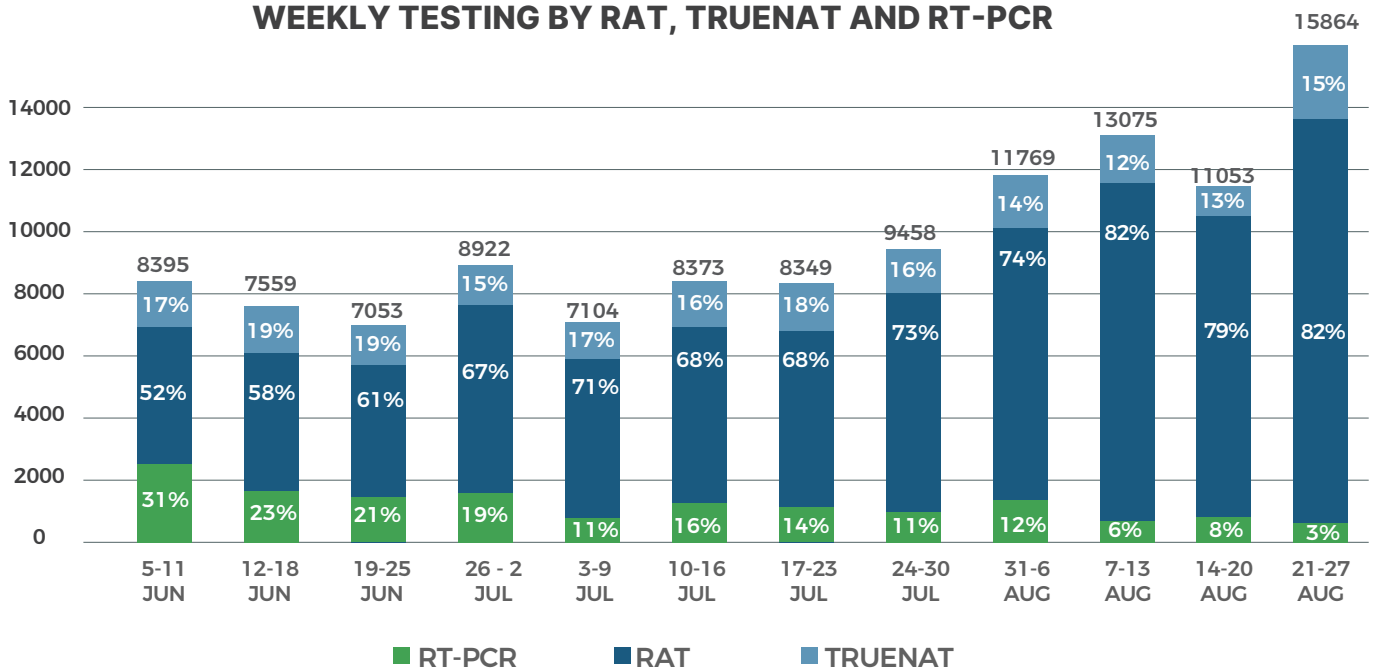
Category	Cases	%
Self- Test/ Random Test	241	67 %
Traced contacts	65	18 %
Frontline workers	24	7 %
Travellers	18	5 %
Security personnel	11	3 %
TOTAL	359	100%

15,864 samples were tested the past week with a weekly positivity rate of 2.3%.

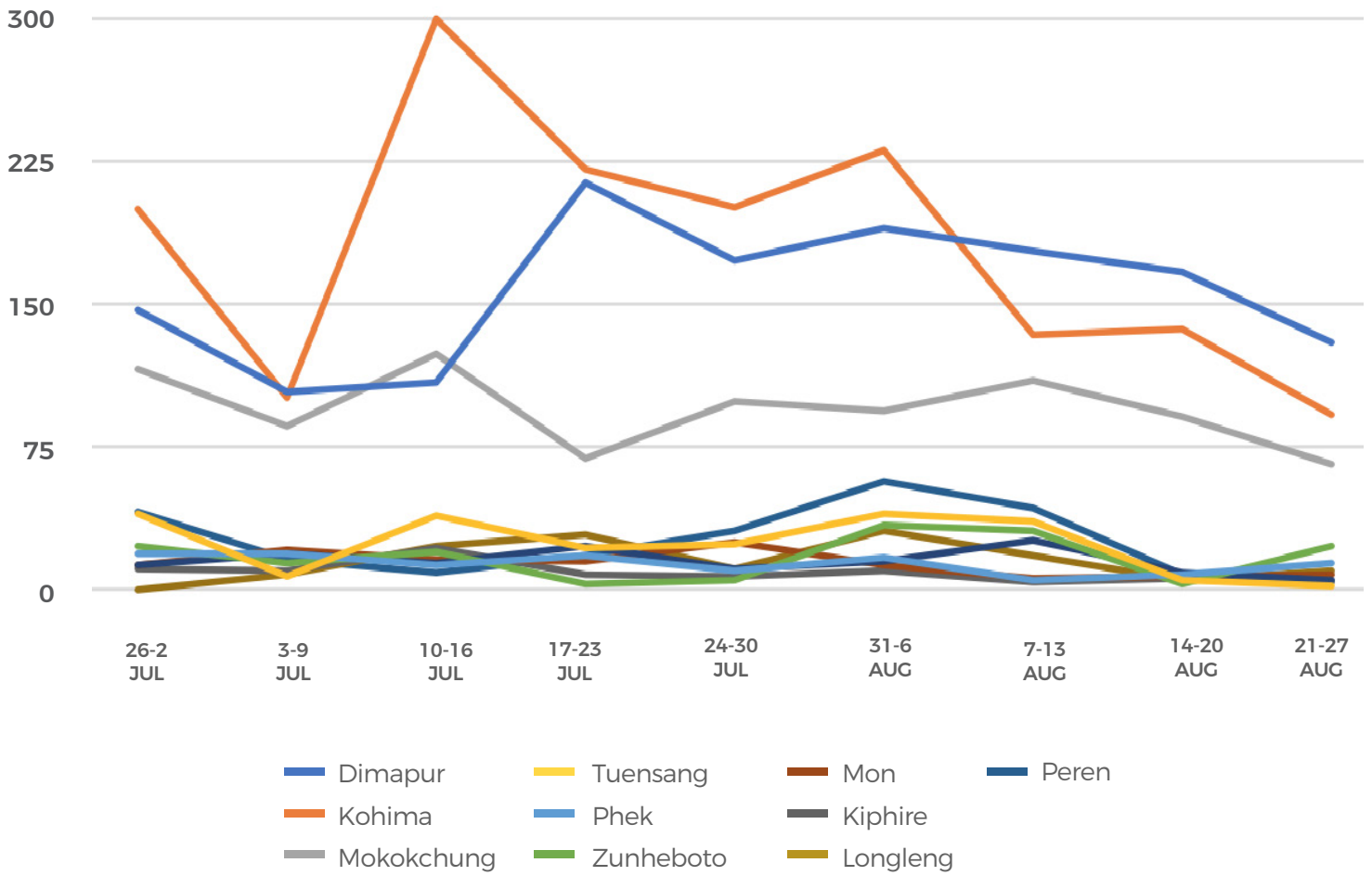
DISTRICT WISE WEEKLY SAMPLING/TESTING FOR THE LAST 6 WEEKS



WEEKLY TESTING BY RAT, TRUENAT AND RT-PCR



DISTRICT WISE WEEKLY NEW CASES

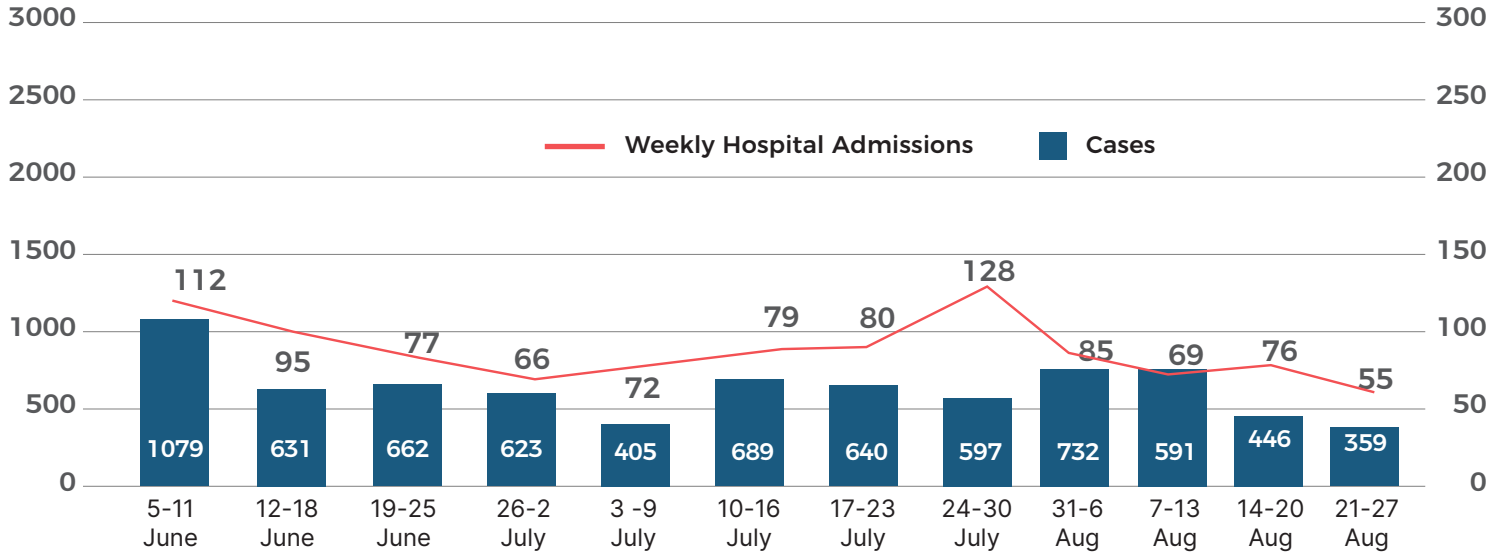


DISTRIBUTION OF CONFIRMED CASES BY AGE-GROUP AND GENDER

Age Group	2020		2021	
	Cases	%	Cases	%
.02-1	25	0.2	80	0.4
1.1-5	146	1	264	1
6-10	189	2	464	3
11-20	1005	8	2264	13
21-30	3579	30	4683	26
31-40	4060	34	4392	25
41-50	1750	15	2692	15
51-60	849	7	1713	10
61-70	210	2	796	4
71-106	114	1	566	3
TOTAL	11,927	100%	17,914	100%

Gender	2020		2021	
	Cases	%	Cases	%
Male	9292	78	10586	59
Female	2635	22	7328	41
TOTAL	11,927	100%	17,914	100%

WEEKLY NEW COVID-19 HOSPITAL ADMISSIONS AGAINST TOTAL CONFIRMED CASES

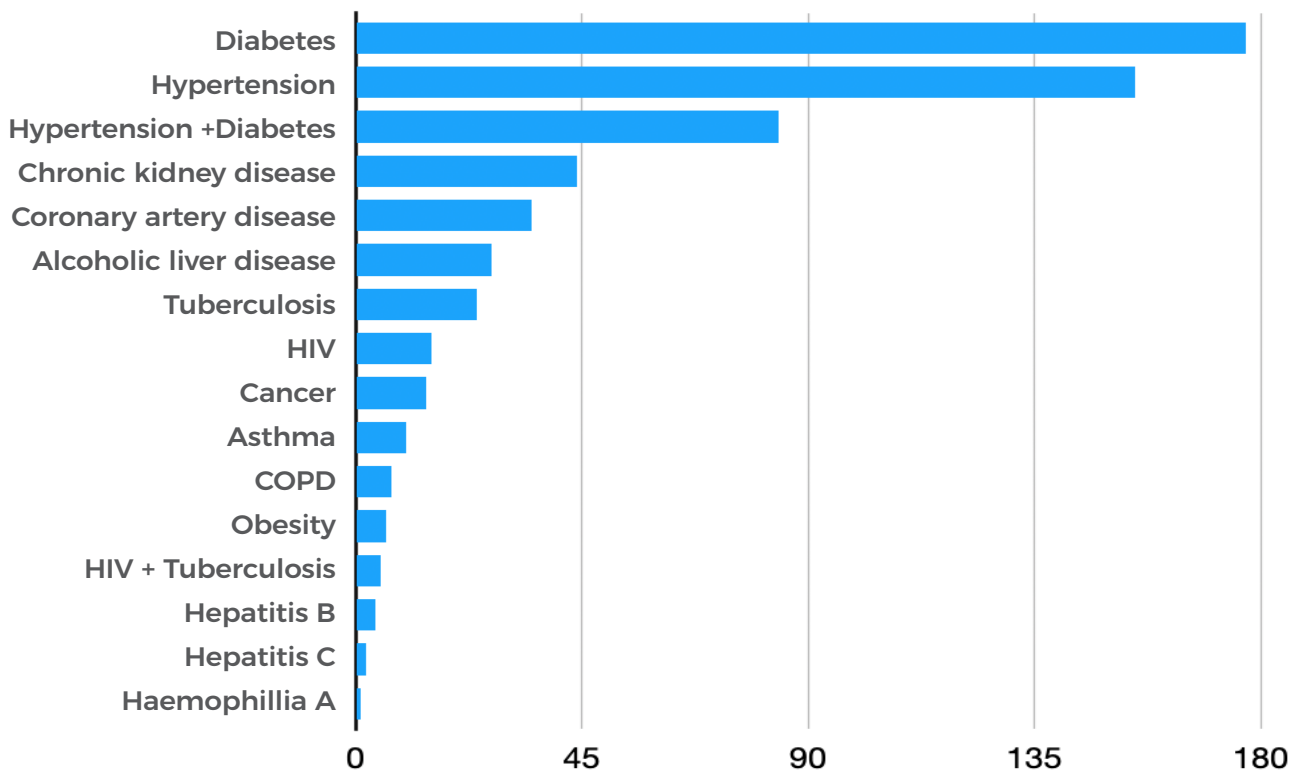


COVID DEATHS IN THE STATE

5 deaths reported this week

CHARACTERISTICS		
Case fatality rate (CFR)	2% (600 deaths out of 29841 cases)	
Median age	55 years (range: 9 days-104 years)	
Gender	Female	30% (180/600)
	Male	710% (420/600)
Deaths with pregnancy	4% (7/180)	

UNDERLYING DISEASES AMONG COVID-19 DEATHS



*More than one disease may be associated with a single case

All people with such underlying diseases should be vaccinated at the earliest.

WEEKLY SAMPLE POSITIVITY RATE CHANGE IN DISTRICTS

District	26-2 JULY	3-9 JULY	10-16 JULY	17-23 JULY	24-30 JULY	31-6 AUG	7-13 AUG	14-20 AUG	21-27 AUG
Dimapur	6	6	4	8	6	6	6	4	2
Kohima	15	10	22	16	13	16	9	10	5
Tuensang	5	2	4	2	5	5	4	1	1
Mokokchung	19	11	17	9	8	8	8	9	6
Phek	4	2	3	4	6	4	2	4	4
Zunheboto	2	3	8	1	2	1	1	1	1
Mon	2	3	2	2	2	1	1	1	1
Longleng	0	8	11	14	5	11	5	1	2
Wokha	7	15	7	12	7	6	8	4	2
Kiphire	3	4	12	4	2	4	1	2	2
Peren	9	4	2	4	3	11	3	1	1
State	7	6	8	8	6	6	5	4	2

DISTRICT WISE COVID 19 SITUATIONAL LEVEL (21-27 AUGUST 2021)

District	Situational Level	Active Cases as on 27 AUG 2021	Weekly New Cases	Growth rate of new cases (7dma)	Total Deaths till date	Weekly Deaths	Weekly Covid-19 hospital admissions	Bed Occupancy of Oxygen supported beds % as on 27 AUG 2021	Weekly Samples Tested	Weekly Sample Positivity Rate %
Dimapur	1	296	130	0.14	365	4	27	2	6343	2.0%
Mokokchung	2	205	66	0.45	49	0	10	58	1057	6.2%
Kohima	2	184	92	0.15	110	0	13	5	1978	4.7%
Wokha	1	23	5	0.21	11	0	1	2	294	1.7%
Zunheboto	1	23	23	0.55	14	0	1	0	2927	0.8%
Mon	1	22	8	0.1	11	0	2	7	798	1.0%
Phek	1	21	14	0.41	17	0	0	0	324	4.3%
Longleng	1	16	10	0.51	0	0	0	0	417	2.4%
Kiphire	1	12	4	0.24	8	0	0	0	163	2.5%
Tuensang	1	9	2	0.03	11	0	1	2	705	0.3%
Peren	1	7	5	0.08	4	1	0	0	858	0.6%
State		818	359	0.17	600	5	55	4	15864	2.3%

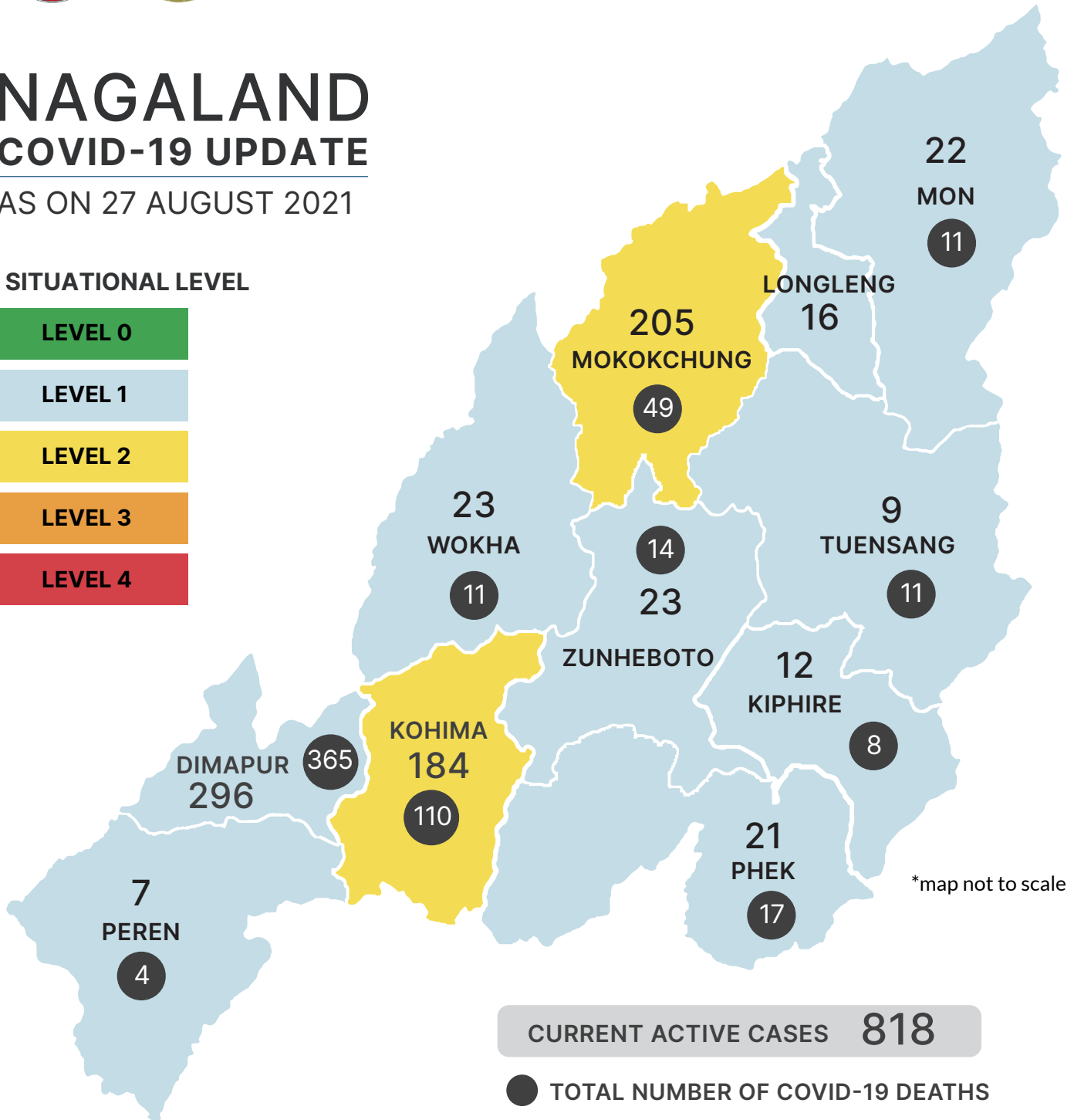


DEPARTMENT OF HEALTH AND FAMILY WELFARE
 INTEGRATED DISEASE SURVEILLANCE PROGRAMME
 KOHIMA: NAGALAND

NAGALAND COVID-19 UPDATE

AS ON 27 AUGUST 2021

SITUATIONAL LEVEL



*map not to scale

CURRENT ACTIVE CASES 818

● TOTAL NUMBER OF COVID-19 DEATHS

*For data reporting, Noklak is covered under Tuensang district as there is no separate surveillance unit yet for the district.

LET'S STOP COVID-19!



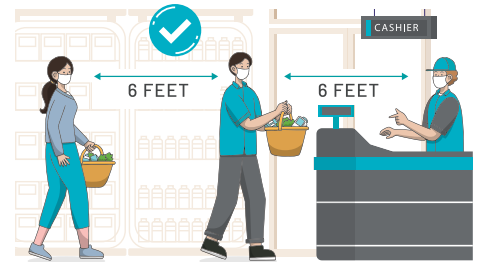
GET VACCINATED



WEAR MASK



WASH HANDS



WATCH DISTANCE

COVID-19 VACCINATION

for all citizens 18 years and above



REGISTRATION

at vaccination center
or online at
WWW.COWIN.GOV.IN

select preferred Covid19
Vaccination Center (Govt./Pvt.)



CONFIRMATION


- 1 - SMS on registration
- 2 - SMS with date, time & place of vaccination
- 3 - SMS after 1st dose & next due date & time




VACCINATION


carry photo ID proof for
verification.

VACCINATION AT GOVERNMENT FACILITIES IS FREE!

 www.nagahealth.nagaland.gov.in

 @MyGovNagaland

 www.covid19.nagaland.gov.in

 @HealthNagaland

 www.nsdma.nagaland.gov.in

 Coronaga


DR. NEIKHRIELIE KHIAMAO
Principal Director
Department of H&FW, Nagaland

Bibliography:

DoHFW, Nagaland; COVID-19 War Room, Nagaland; MoHFW; WHO; WCO Nagaland; NCDC, New Delhi; CDC, Atlanta; Bloomberg ; NEJM; BMJ