





**State Control Room,
Directorate of Public Health and Preventive Medicine
Health and Family Welfare Department, Government of Tamil Nadu**

Media Bulletin 20.11.2020








Daily report on Public Health measures taken for COVID-19

S.No	Description	Details
1	Number of COVID -19 testing facilities	214 (66 Govt+ 148 Private)
2	Number of active cases till yesterday	13,907
3	Number of persons tested positive today	1,688
4	Number of COVID-19 positive patients discharged following treatment today	2,173
5	Total number of deaths today	18
6	Number of active cases as on today	13,404



 **TAMILNADU STATE AIDS CONTROL SOCIETY
(TANSACS)** 

**எச்.ஐ.வி / எய்ட்ஸ்
தொற்றுள்ளவர்களுக்கான தகவல்**


கொரோனா தொற்று நோயிலிருந்து உங்களை காத்திட
7 வழி முறைகள்

-  அடிக்கடி சோப்பினை உபயோகித்து கைகளை தேய்த்து கழுவவும்.
-  கைகளைக் கழுவாமல் கண்கள், மூக்கு மற்றும் வாயை தொடுவதைத் தவிர்க்கவும்.
-  தும்மல் போதும் / இருமல் போதும் கைகுட்டை அல்லது மெல்லிழைத்தாள் (TISSUE PAPER) உபயோகித்து மூக்கு மற்றும் வாயினை மூடிக் கொள்ளல் வேண்டும்.
-  கூட்டமான பகுதிகளுக்கு செல்லுதலை தவிர்த்தல், மற்றும் காய்ச்சல், இருமல், தும்மல் போன்ற பாதிப்புக்குள்ளானவர்களின் தொடர்பினை தவிர்த்தல்.
-  நோய் அறிகுறிகள் உள்ளவர்கள் வீட்டிலேயே தனிமைப் படுத்திக்கொள்ள வேண்டும்.
-  இருமல், தும்மல், காய்ச்சல் மற்றும் மூச்சுத்திணறல் போன்ற அறிகுறிகள் ஏற்பட்டால் உடனே அருகில் உள்ள அரசு மருத்துவமனையை அணுகவும்.
-  மாநில 24x7 கட்டுப்பாட்டு மையத்தை தொடர்பு கொண்டு தகவல்களை பதிவு செய்து உரிய சேவையினை பெறவும்.

மேலும் தகவல்களுக்கு :

 **104**  **1800 419 1800 & 1097**

#StayHomeStaySafe #TN_Together_AgainstCorona #TANSACS



24*7 Control Room: 044-29510400, 044-29510500, 9444340496, 8754448477
District Control Room – 1077. Toll Free Number – 1800 1205 55550

www.stopcorona.tn.gov.in

S.NO	COVID-19 STATISTICS	DETAILS
1	Number of active cases on date (Including isolation)	13,404
2	Number of persons tested positive today in Tamil Nadu	1,686
	Passengers returned from other states by Domestic airport tested positive today	Delhi - 1 Uttar Pradesh - 1
	Total	1,688
3	Total Number of persons tested positive till date	7,66,677
4	Total Number of samples tested by RT-PCR today/ till date*	68,033/ 1,14,01,239@
5	Total Number of Persons tested by RT-PCR today/ till date	67,309/ 1,11,16,440
6	No. of Male / Female / Transgender tested positive today	1,031 / 657 / 0
7	No. of Male / Female / Transgender tested positive till date	4,63,217/3,03,427/33
8	Number of functioning COVID -19 testing facilities in Tamil Nadu	214 (66 Govt+ 148\$ Private)
9	Number of COVID-19 positive patients discharged following treatment today/ till date	2,173/ 7,41,705
10	Total number of deaths today/ till date	18 (11 Private & 7 Govt) /11,568

*Tamil Nadu doesn't use Rapid Antigen Diagnostic Tests (RADT).

@There may be a difference in number of sample tested given here in the media bulletin and the ICMR portal in view of time-lag between test conducted, results declared that are shared in real time basis by the labs to the state and the districts and the time taken for the data updation in the ICMR portal.

\$One private lab (**AL Haramain Diagnostic Centre, Chennai**) has been approved for COVID-19 testing recently.

**District-wise abstract of cases including active cases, discharges and death* on
20/11/2020**

Sl. No	District	Persons under Treatment including Home Treatment till yesterday	New Cases Today	Cases Discharged Today	Death	Persons under Treatment including Home Treatment as on today
1	Ariyalur	37	4	15	0	26
2	Chengalpattu	916	125	161	2	878
3	Chennai	4559	489	418	8	4622
4	Coimbatore	786	147	152	2	779
5	Cuddalore	205	15	67	0	153
6	Dharmapuri	136	12	17	0	131
7	Dindigul	113	9	37	1	84
8	Erode	401	40	107	0	334
9	Kallakurichi	101	14	12	0	103
10	Kancheepuram	491	102	104	1	488
11	Kanyakumari	164	14	22	0	156
12	Karur	255	15	28	0	242
13	Krishnagiri	317	15	30	0	302
14	Madurai	295	32	52	2	273
15	Nagapattinam	310	29	62	0	277
16	Namakkal	329	21	59	0	291
17	Nilgiris	151	18	24	0	145
18	Perambalur	16	1	9	0	8
19	Pudukottai	147	23	44	0	126
20	Ramanathapuram	37	8	3	0	42
21	Ranipet	143	19	19	0	143
22	Salem	628	78	61	1	644
23	Sivagangai	91	8	20	0	79
24	Tenkasi	59	6	18	0	47
25	Thanjavur	195	25	26	0	194
26	Theni	42	16	24	0	34
27	Thirupathur	96	21	24	0	93
28	Thiruvallur	721	132	146	0	707
29	Thiruvannamalai	256	18	83	0	191
30	Thiruvarur	190	22	35	0	177
31	Thoothukudi	161	4	52	0	113
32	Tirunelveli	193	16	35	0	174
33	Tiruppur	695	82	99	1	677
34	Trichy	198	25	54	0	169
35	Vellore	233	51	0	0	284
36	Villupuram	149	25	25	0	149
37	Virudhunagar	81	5	29	0	57
38	Airport Surveillance (International)	2	0	0	0	2
39	Airport Surveillance (Domestic)	8	2	0	0	10
40	Railway Surveillance	0	0	0	0	0
Grand Total		13,907	1,688	2,173	18	13,404

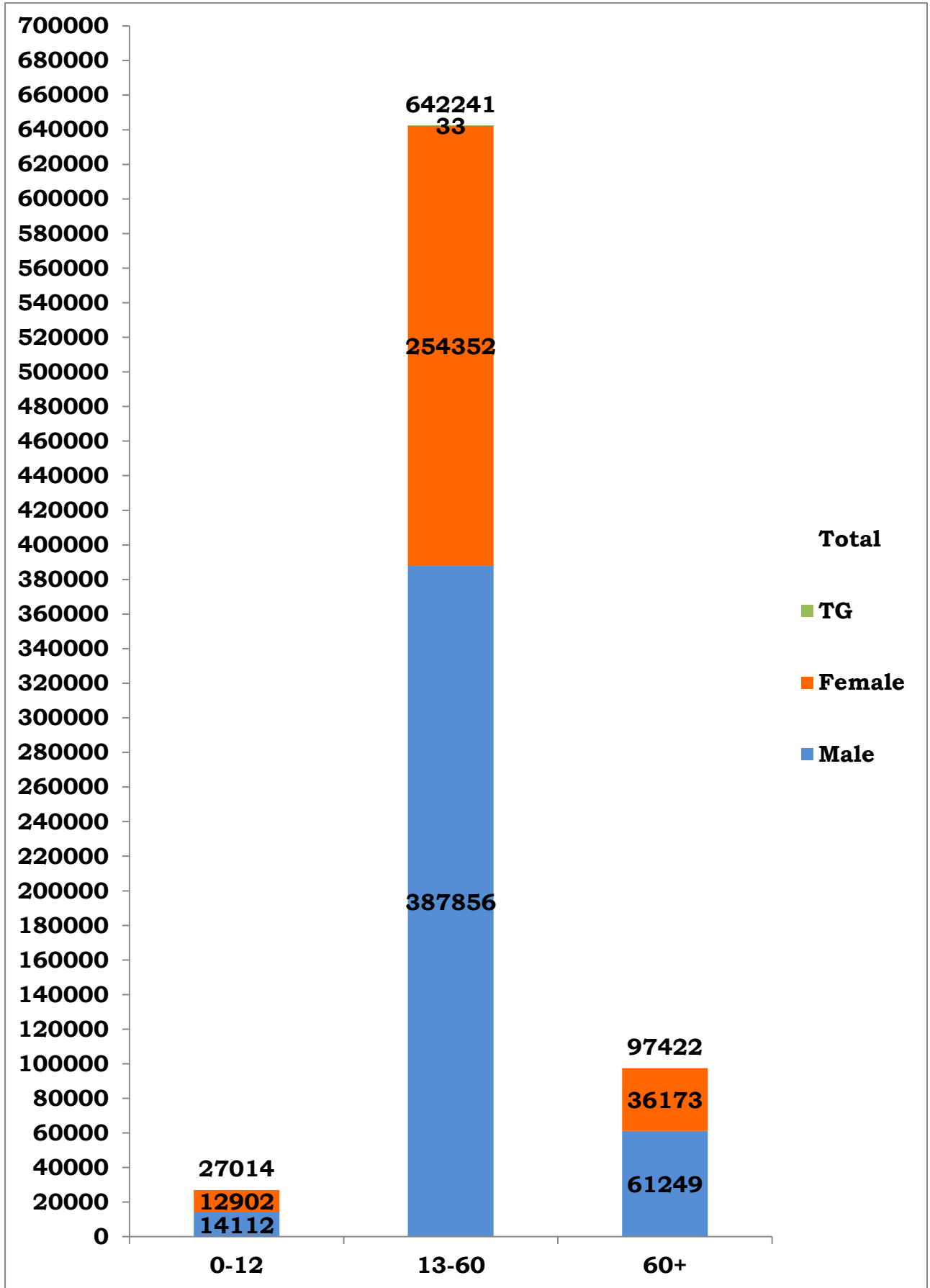
*The district-wise active cases and discharges will vary with yesterday's bulletin due to cross notification.

District wise abstract of COVID-19 positive cases* (20/11/2020)

Sl. No	District	Indigenous Cases		Imported Cases		Total cases till Date
		Till 19.11.2020	On 20.11.2020	Till 19.11.2020	On 20.11.2020	
1	Ariyalur	4499	4	20	0	4523
2	Chengalpattu	46434	125	5	0	46564
3	Chennai	210560	489	35	0	211084
4	Coimbatore	47024	147	48	0	47219
5	Cuddalore	23746	15	202	0	23963
6	Dharmapuri	5706	12	214	0	5932
7	Dindigul	10017	9	77	0	10103
8	Erode	11688	40	94	0	11822
9	Kallakurichi	10170	14	404	0	10588
10	Kancheepuram	27034	102	3	0	27139
11	Kanyakumari	15376	14	109	0	15499
12	Karur	4593	15	46	0	4654
13	Krishnagiri	7032	15	165	0	7212
14	Madurai	19272	32	153	0	19457
15	Nagapattinam	7265	29	88	0	7382
16	Namakkal	9945	21	99	0	10065
17	Nilgiris	7157	18	19	0	7194
18	Perambalur	2230	1	2	0	2233
19	Pudukottai	10952	23	33	0	11008
20	Ramanathapuram	6014	8	133	0	6155
21	Ranipet	15393	19	49	0	15461
22	Salem	28633	78	419	0	29130
23	Sivagangai	6116	8	68	0	6192
24	Tenkasi	7913	6	49	0	7968
25	Thanjavur	16107	25	22	0	16154
26	Theni	16434	16	45	0	16495
27	Thirupathur	6998	21	110	0	7129
28	Thiruvallur	40023	132	8	0	40163
29	Thiruvannamalai	17999	18	393	0	18410
30	Thiruvarur	10203	22	37	0	10262
31	Thoothukudi	15239	4	269	0	15512
32	Tirunelveli	14243	16	420	0	14679
33	Tiruppur	14597	82	11	0	14690
34	Trichy	13124	25	18	0	13167
35	Vellore	18710	51	218	0	18979
36	Villupuram	14215	25	174	0	14414
37	Virudhunagar	15622	5	104	0	15731
38	Airport Surveillance (International)	0	0	925	0	925
39	Airport Surveillance (Domestic)	0	0	990	2	992
40	Railway Surveillance	0	0	428	0	428
Grand Total		7,58,283	1,686	6,706	2	7,66,677

*Note: Figures are reconciled to the respective districts based on detailed epidemiological investigation.

Age and Sex distribution till date (20/11/2020)



Tamil Nadu COVID 19 – District Wise Case Details* (20/11/2020)

Sl. No	District	Total Positive Cases	Discharged	Active Cases	Death
1	Ariyalur	4523	4449	26	48
2	Chengalpattu	46564	44983	878	703
3	Chennai	211084	202660	4622	3802
4	Coimbatore	47219	45845	779	595
5	Cuddalore	23963	23535	153	275
6	Dharmapuri	5932	5751	131	50
7	Dindigul	10103	9826	84	193
8	Erode	11822	11351	334	137
9	Kallakurichi	10588	10379	103	106
10	Kancheepuram	27139	26234	488	417
11	Kanyakumari	15499	15093	156	250
12	Karur	4654	4365	242	47
13	Krishnagiri	7212	6798	302	112
14	Madurai	19457	18748	273	436
15	Nagapattinam	7382	6982	277	123
16	Namakkal	10065	9674	291	100
17	Nilgiris	7194	7009	145	40
18	Perambalur	2233	2204	8	21
19	Pudukottai	11008	10728	126	154
20	Ramanathapuram	6155	5983	42	130
21	Ranipet	15461	15140	143	178
22	Salem	29130	28053	644	433
23	Sivagangai	6192	5987	79	126
24	Tenkasi	7968	7766	47	155
25	Thanjavur	16154	15735	194	225
26	Theni	16495	16267	34	194
27	Thirupathur	7129	6916	93	120
28	Thiruvallur	40163	38811	707	645
29	Thiruvannamalai	18410	17948	191	271
30	Thiruvarur	10262	9983	177	102
31	Thoothukudi	15512	15264	113	135
32	Tirunelveli	14679	14296	174	209
33	Tiruppur	14690	13809	677	204
34	Trichy	13167	12827	169	171
35	Vellore	18979	18371	284	324
36	Villupuram	14414	14155	149	110
37	Virudhunagar	15731	15449	57	225
38	Airport Surveillance (International)	925	922	2	1
39	Airport Surveillance (Domestic)	992	981	10	1
40	Railway Surveillance	428	428	0	0
Grand Total		7,66,677	7,41,705	13,404	11,568

*Note: Figures are reconciled to the respective districts based on detailed epidemiological investigation.

COVID-19 Positive Deaths without comorbidities

Type of health Facility	No comorbidities*
Government - DME	1
Government - DMS	0
Private	0
Other Government Institutions (like Railway Hospitals, ESI hospitals)	0
Total	1

COVID-19 Positive Deaths due to Comorbidities

Type of health Facility	With comorbidities*
Government - DME	5
Government - DMS	0
Private	11
Other Government Institutions (like Railway Hospitals, ESI hospitals)	1
Total	17

** Pre-existing 'morbidity' or Chronic Disease, is co-existing morbidity or 'co-morbidity'*

COVID-19 Positive Deaths without comorbidities – Total: 1

Death in Government health facilities (DME) without comorbidities

Death Case No. 11551

A 47 years old Male from Chennai admitted on 15.11.2020 at 04.00 PM in Government Medical College, Omandurar Government Estate, Chennai. Outcome of COVID test positive result on 16.11.2020. The patient died on 18.11.2020 at 10.00 AM due to **COVID Pneumonia / Acute Respiratory Failure / Acute Respiratory Distress Syndrome.**

COVID-19 Positive Deaths due to comorbidities – Total: 17

Death in Private health facilities due to comorbidities

Death Case No.11558

A 79 Years old Male, from Chennai having COVID-19 RTPCR Positivity on 09.11.2020 with **DM** admitted on 08.11.2020 at 03.15 AM in a private hospital, Chennai with complaints of Difficulty in Breathing for 1 day, died on 19.11.2020 at 09.30 AM due to **ARDS / COVID-19 Pneumonia.**

Death Case No.11559

A 90 Years old Male, from Chengalpattu having COVID-19 RTPCR Positivity on 12.11.2020 with **Type 2 DM** admitted on 13.11.2020 at 10.40 AM in a private hospital, Chennai with complaints of Fever, Difficulty in Breathing for 3 days, died on 19.11.2020 at 11.25 AM due to **COVID-19 Pneumonia.**

Death Case No.11560

A 82 Years old Female, from Chennai having COVID-19 RTPCR Positivity on 06.11.2020 with **CAD /Post CABG / Hypothyroidism** admitted on 11.11.2020 at 07.11 PM in a private hospital, Chennai with complaints of Fever and Difficulty in Breathing for 11 days, died on 19.11.2020 at 11.35 AM due to **COVID-19 Pneumonia.**

Death Case No. 11561

A 46 Years old Male, from Salem having COVID-19 RTPCR Positivity on 19.11.2020 with **DCLD / PHT /DM** admitted on 18.11.2020 at 07.20 PM in a private hospital, Salem with complaints of Fever for 5 days, died on 19.11.2020 at 03.50 PM due to **MODS / COVID-19 Pneumonia.**

Death Case No. 11562

A 78 Years old Male, from Tiruppur having COVID-19 RTPCR Positivity on 27.10.2020 with **DM** admitted on 27.10.2020 at 11.30 PM in a private hospital, Coimbatore with complaints of Fever and Cough for 2 days, Difficulty in Breathing, died on 19.11.2020 at 06.05 AM due to **MODS / COVID-19 Pneumonia.**

Death Case No. 11563

A 67 Years old Female, from Chennai having COVID-19 RTPCR Positivity on 31.10.2020 and 11.11.2020 with **DM / HTN** admitted on 31.10.2020 at 09.14 AM in a private hospital, Chennai with complaints of Fever, Cough and Difficulty in Breathing for 2 days, died on 19.11.2020 at 05.50 PM due to **ARDS / COVID-19 Pneumonia.**

Death Case No. 11564

A 74 Years old Male, from Kancheepuram having COVID-19 RTPCR Positivity on 04.11.2020 with **DM** admitted on 31.10.2020 at 01.01 AM in a private hospital, Chennai with complaints of Fever and Cough, died on 19.11.2020 at 05.00 PM due to **MODS / COVID-19 Pneumonia.**

Death Case No. 11565

A 67 Years old Male, from Madurai having COVID-19 RTPCR Positivity on 19.11.2020 admitted on 18.11.2020 at 04.11 PM in a private hospital, Madurai with complaints of Fever and Cough for 5 days, Difficulty in Breathing for 1 day, died on 19.11.2020 at 11.20 PM due to **ARDS / COVID-19 Pneumonia.**

Death Case No. 11566

A 73 Years old Female, from Chennai having COVID-19 RTPCR Positivity on 07.11.2020 with **HTN /CKD** admitted on 06.11.2020 at 06.44 PM in a private hospital, Chennai with complaints of Cough and Difficulty in Breathing for 5 days, died on 17.11.2020 at 06.58 AM due to **MODS/COVID-19 Pneumonia.**

Death Case No. 11567

A 58 Years old Female, from Coimbatore having COVID-19 RTPCR Positivity on 08.11.2020 with **DM** admitted on 08.11.2020 at 09.30 PM in a private hospital, Chennai with complaints of Fever, Cough and Difficulty in Breathing for 3 days, died on 16.11.2020 at 09.49 PM due to **ARDS / COVID-19 Pneumonia.**

Death Case No. 11568

A 71 Years old Male, from Chengalpattu having COVID-19 RTPCR Positivity on 12.11.2020 with **DM /CAD** admitted on 11.11.2020 at 10.00 PM in a private hospital, Chennai with complaints of Fever and Difficulty in Breathing, died on 16.11.2020 at 03.40 AM due to **ARDS/COVID-19 Pneumonia.**

Death in Government health facilities (Other Government Institutions like Railway Hospitals, ESI hospitals) due to comorbidities**Death Case No. 11554**

A 55 years old Female from Coimbatore admitted with **Diabetes Mellitus** on 15.11.2020 at 10.34 PM in Coimbatore Medical College and ESI Hospital. Outcome of COVID test positive result on 11.11.2020. The patient died on 18.11.2020 at 08.40 PM due to **COVID Pneumonia / Acute Respiratory Distress Syndrome / Diabetes Mellitus.**

Death in Government health facilities (DME) due to comorbidities

Death Case No.11552

A 70 years old Male from Madurai admitted with **Coronary Artery Disease / Diabetes Mellitus** on 11.11.2020 at 12.20 PM in Government Rajaji Hospital, Madurai. Outcome of COVID test positive result on 11.11.2020. The patient died on 18.11.2020 at 05.30 PM due to **COVID Pneumonia / Acute Respiratory Distress Syndrome / Coronary Artery Disease / Diabetes Mellitus**.

Death Case No. 11553

A 43 years old Male from Dindigul admitted with **Diabetes Mellitus / Hypertension** on 11.11.2020 at 04.06 PM in Government Rajaji Hospital, Madurai. Outcome of COVID test positive result on 11.11.2020. The patient died on 18.11.2020 at 04.00 PM due to **COVID Pneumonia / Acute Respiratory Distress Syndrome / Diabetes Mellitus**.

Death Case No. 11555

A 70 years old Male from Chennai admitted with **Bronchial Asthma** on 18.11.2020 at 11.56 AM in Government Corona Hospital, Guindy, Chennai. Outcome of COVID test positive result on 14.11.2020. The patient died on 19.11.2020 at 07.00 AM due to **Severe COVID Pneumonia / Respiratory Failure / Bronchial Asthma**.

Death Case No. 11556

A 66 years old Male from Chennai admitted with **Systemic Hypertension / Type 2 Diabetes Mellitus / Coronary Artery Disease** on 17.11.2020 at 07.10 PM in Rajiv Gandhi Government General Hospital, Chennai. Outcome of COVID test positive result on 03.11.2020. The patient died on 19.11.2020 at 07.20 PM due to **COVID Pneumonia / Respiratory Failure / Acute Respiratory Distress Syndrome / Diabetes Mellitus / Systemic Hypertension / Coronary Artery Disease**.

Death Case No. 11557

A 70 years old Female from Chennai admitted with **Systemic Hypertension / Type 2 Diabetes Mellitus / Hypothyroidism** on 14.11.2020 at 03.10 AM in Rajiv Gandhi Government General Hospital, Chennai. Outcome of COVID test positive result on 13.11.2020. The patient died on 19.11.2020 at 11.30 AM due to **COVID Pneumonia / Respiratory Failure / Diabetes Mellitus / Systemic Hypertension / Hypothyroidism**.

Passengers entered Tamil Nadu by various routes till 19.11.2020

S. No.	Mode of travel	No. of Passengers	No. Positive
1	Airport - Domestic flights (Since 26.05.2020)	12,04,044	992
2	Airport - International Flights (Since 09.05.2020)	1,21,140	925
3	By train (Since 14.05.2020)	35,374	428
4	By road - Own vehicle (Since 19.05.2020)	3,31,198	4,351
5	By road – Bus (Since 19.05.2020)	41,416	
6	By Sea Ports (Since 01.06.2020)	2,447	34
Total		17,35,619	6,730

Airport Surveillance upto 19-11-2020 (Domestic Flights)

Sl.No.	Airport	No. of Flights arrived	No. of Passengers	No. Positive
1	Chennai	8,748	8,37,589	394
2	Coimbatore	1,650	1,57,486	348
3	Madurai	1,188	1,08,083	152
4	Trichy	1,119	1,00,886	98
Total		12,705	12,04,044	992

Airport Surveillance details from 09/05/2020 to 19/11/2020

S. No	Airport	Total	Persons tested	Under Process	Negative	Persons positive during Entry Screening	Persons positive during Exit screening
Chennai Airport							
1-400	Total No.Of Flights - 400(From 09/05/2020 To 05/11/2020)	38997	38945	0	38765	180	223
401	AI1126 06/11/2020 (Chicago)	19	19	0	19		
402	AI1126 08/11/2020 (Chicago)	3	3	0	3		
403	IX 1687 09/11/2020 (Singapore)	1	1	0	1		
404	AI 1126 09/11/2020 (Chicago)	9	9	0	9		
405	AI 1126 10/11/2020 (Chicago)	10	10	0	10		
406	AI 1126 11/11/2020 (Chicago)	9	9	0	9		
407	IX 1644 11/11/2020 (Dubai)	2	2	0	2		
408	AI 1126 12/11/2020 (Chicago)	18	18	0	18		
409	AI 1126 13/11/2020 (Chicago)	13	13	0	13		
410	AI 1126 14/11/2020 (Chicago)	4	4	0	4		
411	AI 1126 15/11/2020 (Chicago)	7	7	0	7		
412	AI 1908 15/11/2020 (Muscat)	6	6	0	6		
413	AI 1126 16/11/2020 (Chicago)	13	13	0	13		
414	AI 1126 18/11/2020 (Chicago)	8	8	0	8		
415	AI 1347 18/11/2020 (Singapore)	3	3	0	3		
Sub Total		39,122	39,070	0	38,890	180	223
Coimbatore Airport							
1 to 36	Total No. of Flights- 36(From 09/05/2020 to 28/08/2020)	5,409	5,409	0	5,390	19	7
37	G9413 03/09/2020 (Sharjah)	48	48	0	48		
38	G9413 05/09/2020 (Sharjah)	77	77	0	77		
39	G9413 10/09/2020 (Sharjah)	58	58	0	58		
40	G9413 12/09/2020 (Sharjah)	75	75	0	75		

41	G9413 17/09/2020 (Sharjah)	93	93	0	93		
42	BI 4111 18/09/2020 (Brunei)	136	136	0	136		
43	G9413 24/09/2020 (Sharjah)	112	112	0	112		
44	BI 4111 02/10/2020 (Brunei)	139	139	0	139		
45	G9413 03/10/2020 (Sharjah)	137	137	0	137		
46	G9413 17/10/2020 (Sharjah)	156	156	0	156		
47	RBA 4111 23/10/2020 (Brunei)	139	139	0	139		
48	G9413 24/10/2020 (Sharjah)	164	164	0	164		
49	G9413 04/11/2020 (Sharjah)	169	169	0	169		
50	G9413 07/11/2020 (Sharjah)	184	89	0	89		
51	G9413 11/11/2020 (Sharjah)	170	79	0	79		
52	BI 4111 13/11/2020 (Brunei)	140	140	0	140		
53	G9413 14/11/2020 (Sharjah)	167	69	0	69		
54	G9413 18/11/2020 (Sharjah)	166	104	0	104		
Sub Total		7,739	7,393	0	7,374	19	7
Madurai Airport							
1 to 93	Total No Of Flights - 93(From 09/05/2020 To 05/11/2020)	13,143	8,507	0	8,481	26	23
94	AXB 1644 06/11/2020 (Dubai)	129	10	0	10		
95	AI 906 07/11/2020 (Dubai)	43	22	0	22		
96	SG 134 08/11/2020 (Dubai)	167	9	0	9		
97	AXB 1638 08/11/2020 (Abudhabi)	91	7	0	7		
98	AXB 1644 09/11/2020 (Dubai)	118	6	0	6		
99	AXB 1687 09/11/2020 (Singapore)	72	3	0	3		
100	SG 134 10/11/2020 (Dubai)	171	11	0	11		
101	SG 134 12/11/2020 (Dubai)	176	9	0	9		
102	AXB 1644 13/11/2020 (Dubai)	132	5	0	5		
103	AI 906 14/11/2020 (Dubai)	37	1	0	1		

104	SG 134 15/11/2020 (Dubai)	162	11	0	11		
105	AXB 1638 15/11/2020 (Abudhabi)	72	7	0	7		
106	AXB 1644 16/11/2020 (Dubai)	119	3	0	3		
107	SG 134 17/11/2020 (Dubai)	144	14	0	14		
108	SG 134 19/11/2020 (Dubai)	176	21	21			
Sub Total		14,952	8,646	21	8,599	26	23
Trichy Airport							
1to3 63	Total No Of Flights - 363(From 09/05/2020 To 11/11/2020)	56159	31332	0	31141	191	134
364	IX 1616 12/11/2020 (Muscat)	168	17	0	17		
365	IX 1681 12/11/2020 (singapore)	172	6	0	6		
366	IX 1640 12/11/2020 (Abudhabi)	166	13	0	13		
367	IX 1612 13/11/2020 (Dubai)	177	7	0	7		
368	IX 1681 13/11/2020 (singapore)	170	4	0	4		
369	6E 8206 13/11/2020 (Sharjah)	160	6	0	6		
370	IX 1612 14/11/2020 (Dubai)	169	7	0	7		
371	IX 1681 14/11/2020 (singapore)	137	5	1	4		
372	IX 1625 14/11/2020 (Kuala Lumpur)	154	4	0	4		
373	IX 1612 15/11/2020 (Dubai)	161	5	0	5		
374	IX 1681 15/11/2020 (singapore)	76	9	0	9		
375	IX 1614 15/11/2020 (Sharjah)	150	6	0	6		
376	IX 1616 16/11/2020 (Muscat)	53	5	0	5		
377	IX 1681 16/11/2020 (singapore)	63	6	0	6		
378	IX 1625 16/11/2020 (Kuala Lumpur)	168	8	0	8		
379	IX 1674 16/11/2020 (Bahrain)	166	6	0	6		
380	IX 1612 17/11/2020 (Dubai)	163	3	0	3		
381	IX 1681 17/11/2020 (singapore)	90	12	0	12		
382	AI 1902 18/11/2020 (Kuwait)	98	3	3			

383	IX 1614 18/11/2020 (Sharjah)	121	8	8			
384	IX 1612 18/11/2020 (Dubai)	136	2	2			
385	IX 1616 19/11/2020 (Muscat)	106	4	4			
386	IX 1640 19/11/2020 (Abudhabi)	144	11	11			
Sub Total		59,327	31,489	29	31,269	191	134
Other Airports & Chartered Flight						84	38
Grand Total		1,21,140	86,598	50	86,132	500	425

Railway Station Surveillance details from 14/05/2020 to 19/11/2020

Total No. of trains	No. of Passengers screened	No. Negative	No. Positive
42	35,374	34,946	428

Sea port surveillance up to 19-11-2020

S.No	Sea Port	No. of Ships arrived	No. of Passengers screened	No. Positive
1	Chennai	1	161	0
2	Thoothukudi	5	2286	34
Total		6	2447	34