





**State Control Room,  
Directorate of Public Health and Preventive Medicine  
Health and Family Welfare Department, Government of Tamil Nadu**

**Media Bulletin 25.11.2020**








*Daily report on Public Health measures taken for COVID-19*

S.No	Description	Details
1	Number of COVID -19 testing facilities	218 (67 Govt+ 151 Private)
2	Number of active cases till yesterday	11,875
3	Number of persons tested positive today	1,534
4	Number of COVID-19 positive patients discharged following treatment today	1,873
5	Total number of deaths today	16
6	Number of active cases as on today	11,520



 **TAMILNADU STATE AIDS CONTROL SOCIETY  
(TANSACS)** 

**எச்.ஐ.வி / எய்ட்ஸ்  
தொற்றுள்ளவர்களுக்கான தகவல்**


கொரோனா தொற்று நோயிலிருந்து உங்களை காத்திட  
**7 வழி முறைகள்**

-  அடிக்கடி சோப்பினை உபயோகித்து கைகளை தேய்த்து கழுவுவும்.
-  கைகளைக் கழுவாமல் கண்கள், மூக்கு மற்றும் வாயை தொடுவதைத் தவிர்க்கவும்.
-  தும்மல் போதும் / இருமல் போதும் கைகுட்டை அல்லது மெல்லிழைத்தாள் (TISSUE PAPER) உபயோகித்து மூக்கு மற்றும் வாயினை மூடிக் கொள்ளல் வேண்டும்.
-  கூட்டமான பகுதிகளுக்கு செல்லுதலை தவிர்த்தல், மற்றும் காய்ச்சல், இருமல், தும்மல் போன்ற பாதிப்புக்குள்ளானவர்களின் தொடர்பினை தவிர்த்தல்.
-  நோய் அறிகுறிகள் உள்ளவர்கள் வீட்டிலேயே தனிமைப் படுத்திக்கொள்ள வேண்டும்.
-  இருமல், தும்மல், காய்ச்சல் மற்றும் மூச்சுத்திணறல் போன்ற அறிகுறிகள் ஏற்பட்டால் உடனே அருகில் உள்ள அரசு மருத்துவமனையை அணுகவும்.
-  மாநில 24x7 கட்டிப்பாட்டு மையத்தை தொடர்பு கொண்டு தகவல்களை பதிவு செய்து உரிய சேவையினை பெறவும்.

மேலும் தகவல்களுக்கு :

 **104**  **1800 419 1800 & 1097**

#StayHomeStaySafe #TN\_Together\_AgainstCorona #TANSACS



24\*7 Control Room: 044-29510400, 044-29510500, 9444340496, 8754448477  
District Control Room – 1077. Toll Free Number – 1800 1205 55550

[www.stopcorona.tn.gov.in](http://www.stopcorona.tn.gov.in)

S.NO	COVID-19 STATISTICS	DETAILS
1	Number of active cases on date (Including isolation)	11,520
2	Number of persons tested positive today in Tamil Nadu	1,534
3	Total Number of persons tested positive till date	7,74,710
4	Total Number of samples tested by RT-PCR today/ till date*	68,082/ 1,17,41,603 <sup>@</sup>
5	Total Number of Persons tested by RT-PCR today/ till date	67,458/ 1,14,53,527
6	No. of Male / Female / Transgender tested positive today	914 / 619 / 1
7	No. of Male / Female / Transgender tested positive till date	4,68,025/3,06,651/34
8	Number of functioning COVID -19 testing facilities in Tamil Nadu	218 (67 Govt+ 151 <sup>\$</sup> Private)
9	Number of COVID-19 positive patients discharged following treatment today/ till date	1,873/ 7,51,535
10	Total number of deaths today/ till date	16 (8 Private & 8 Govt) / 11,655

\*Tamil Nadu doesn't use Rapid Antigen Diagnostic Tests (RADT).

<sup>@</sup>There may be a difference in number of sample tested given here in the media bulletin and the ICMR portal in view of time-lag between test conducted, results declared that are shared in real time basis by the labs to the state and the districts and the time taken for the data updation in the ICMR portal.

<sup>\$</sup>One private lab (**Micro Diagnostics, Krishnagiri**) has been approved for COVID-19 testing recently.

**District-wise abstract of cases including active cases, discharges and death\*  
on 25/11/2020**

Sl. No	District	Persons under Treatment including Home Treatment till yesterday	New Cases Today	Cases Discharged Today	Death	Persons under Treatment including Home Treatment as on today
1	Ariyalur	23	4	8	0	19
2	Chengalpattu	878	76	141	1	812
3	Chennai	4279	467	536	4	4206
4	Coimbatore	711	149	179	2	679
5	Cuddalore	110	31	34	0	107
6	Dharmapuri	131	19	11	0	139
7	Dindigul	62	11	13	0	60
8	Erode	294	72	67	0	299
9	Kallakurichi	72	5	12	0	65
10	Kancheepuram	343	63	92	3	311
11	Kanyakumari	121	24	22	0	123
12	Karur	213	10	23	0	200
13	Krishnagiri	216	19	22	0	213
14	Madurai	233	24	40	0	217
15	Nagapattinam	282	25	21	0	286
16	Namakkal	246	27	45	0	228
17	Nilgiris	147	16	24	0	139
18	Perambalur	1	1	1	0	1
19	Pudukottai	105	10	12	0	103
20	Ramanathapuram	48	2	5	0	45
21	Ranipet	113	16	40	0	89
22	Salem	586	61	89	0	558
23	Sivagangai	82	10	7	0	85
24	Tenkasi	64	11	2	0	73
25	Thanjavur	173	15	36	1	151
26	Theni	17	12	4	0	25
27	Thirupathur	35	5	25	2	13
28	Thiruvallur	566	89	96	0	559
29	Thiruvannamalai	154	11	24	1	140
30	Thiruvarur	181	24	22	0	183
31	Thoothukudi	114	14	17	0	111
32	Tirunelveli	127	22	20	0	129
33	Tiruppur	612	77	73	0	616
34	Trichy	132	31	28	0	135
35	Vellore	187	44	48	1	182
36	Villupuram	132	19	18	0	133
37	Virudhunagar	66	18	15	1	68
38	Airport Surveillance (International)	3	0	0	0	3
39	Airport Surveillance (Domestic)	16	0	1	0	15
40	Railway Surveillance	0	0	0	0	0
<b>Grand Total</b>		<b>11,875</b>	<b>1,534</b>	<b>1,873</b>	<b>16</b>	<b>11,520</b>

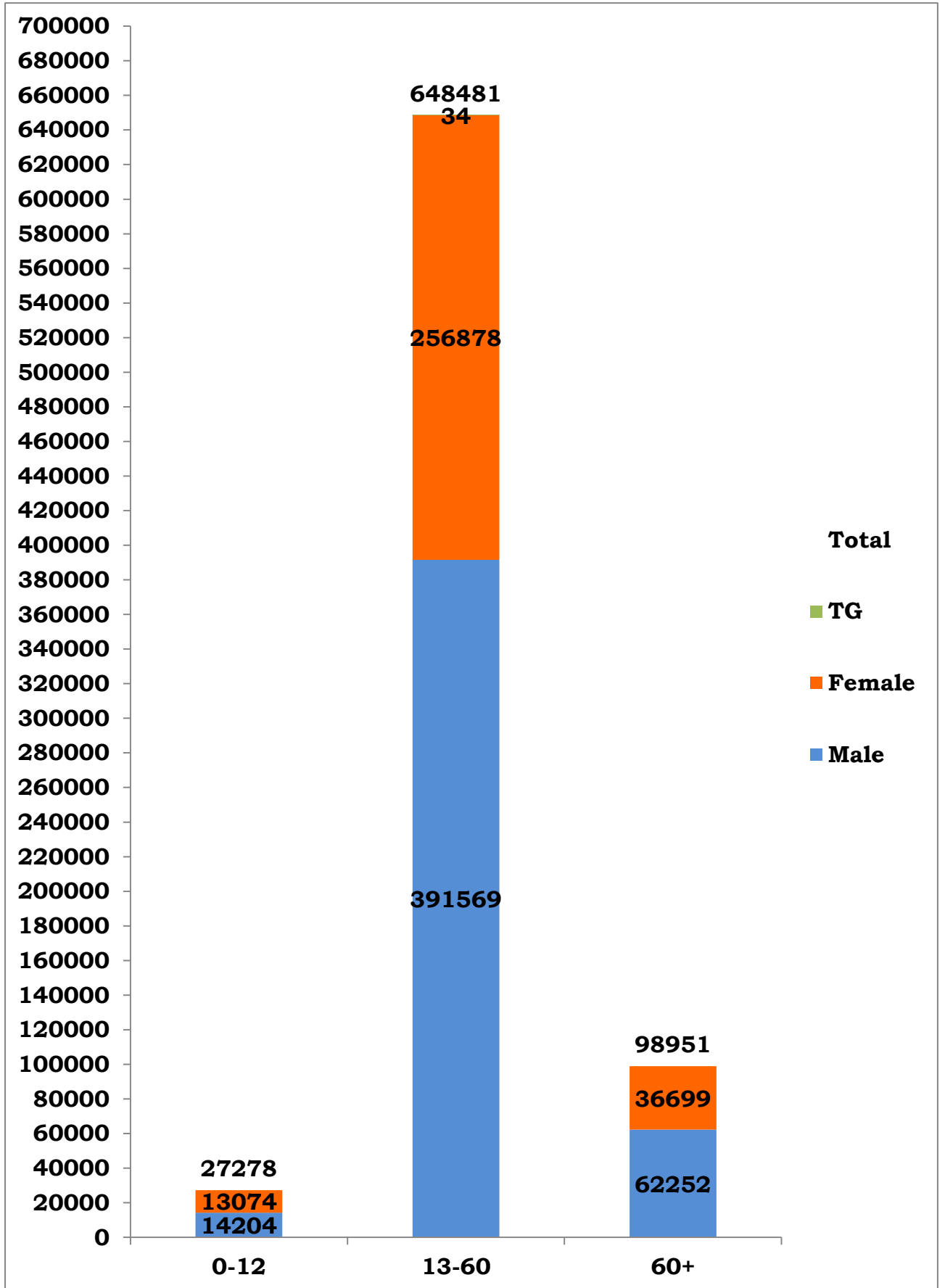
\*The district-wise active cases and discharges will vary with yesterday's bulletin due to cross notification.

**District wise abstract of COVID-19 positive cases\* (25/11/2020)**

Sl. No	District	Indigenous Cases		Imported Cases		Total cases till Date
		Till 24.11.2020	On 25.11.2020	Till 24.11.2020	On 25.11.2020	
1	Ariyalur	4517	4	20	0	4541
2	Chengalpattu	47099	76	5	0	47180
3	Chennai	212915	467	35	0	213417
4	Coimbatore	47778	149	48	0	47975
5	Cuddalore	23879	31	202	0	24112
6	Dharmapuri	5773	19	214	0	6006
7	Dindigul	10070	11	77	0	10158
8	Erode	11957	72	94	0	12123
9	Kallakurichi	10215	5	404	0	10624
10	Kancheepuram	27348	63	3	0	27414
11	Kanyakumari	15468	24	109	0	15601
12	Karur	4687	10	46	0	4743
13	Krishnagiri	7126	19	165	0	7310
14	Madurai	19410	24	153	0	19587
15	Nagapattinam	7421	25	88	0	7534
16	Namakkal	10124	27	99	0	10250
17	Nilgiris	7272	16	19	0	7307
18	Perambalur	2231	1	2	0	2234
19	Pudukottai	11020	10	33	0	11063
20	Ramanathapuram	6051	2	133	0	6186
21	Ranipet	15473	16	49	0	15538
22	Salem	29002	61	419	0	29482
23	Sivagangai	6180	10	68	0	6258
24	Tenkasi	7962	11	49	0	8022
25	Thanjavur	16235	15	22	0	16272
26	Theni	16487	12	45	0	16544
27	Thirupathur	7062	5	110	0	7177
28	Thiruvallur	40495	89	8	0	40592
29	Thiruvannamalai	18111	11	393	0	18515
30	Thiruvarur	10318	24	37	0	10379
31	Thoothukudi	15320	14	269	0	15603
32	Tirunelveli	14306	22	420	0	14748
33	Tiruppur	14953	77	11	0	15041
34	Trichy	13252	31	18	0	13301
35	Vellore	18905	44	223	0	19172
36	Villupuram	14338	19	174	0	14531
37	Virudhunagar	15696	18	104	0	15818
38	Airport Surveillance (International)	0	0	926	0	926
39	Airport Surveillance (Domestic)	0	0	998	0	998
40	Railway Surveillance	0	0	428	0	428
<b>Grand Total</b>		<b>7,66,456</b>	<b>1,534</b>	<b>6,720</b>	<b>0</b>	<b>7,74,710</b>

\*Note: Figures are reconciled to the respective districts based on detailed epidemiological investigation.

**Age and Sex distribution till date (25/11/2020)**



**Tamil Nadu COVID 19 – District Wise Case Details\* (25/11/2020)**

<b>Sl. No</b>	<b>District</b>	<b>Total Positive Cases</b>	<b>Discharged</b>	<b>Active Cases</b>	<b>Death</b>
1	Ariyalur	4541	4474	19	48
2	Chengalpattu	47180	45659	812	709
3	Chennai	213417	205378	4206	3833
4	Coimbatore	47975	46693	679	603
5	Cuddalore	24112	23730	107	275
6	Dharmapuri	6006	5817	139	50
7	Dindigul	10158	9905	60	193
8	Erode	12123	11685	299	139
9	Kallakurichi	10624	10453	65	106
10	Kancheepuram	27414	26681	311	422
11	Kanyakumari	15601	15227	123	251
12	Karur	4743	4496	200	47
13	Krishnagiri	7310	6985	213	112
14	Madurai	19587	18933	217	437
15	Nagapattinam	7534	7125	286	123
16	Namakkal	10250	9920	228	102
17	Nilgiris	7307	7128	139	40
18	Perambalur	2234	2212	1	21
19	Pudukottai	11063	10806	103	154
20	Ramanathapuram	6186	6010	45	131
21	Ranipet	15538	15271	89	178
22	Salem	29482	28490	558	434
23	Sivagangai	6258	6047	85	126
24	Tenkasi	8022	7794	73	155
25	Thanjavur	16272	15893	151	228
26	Theni	16544	16323	25	196
27	Thirupathur	7177	7041	13	123
28	Thiruvallur	40592	39383	559	650
29	Thiruvannamalai	18515	18102	140	273
30	Thiruvarur	10379	10093	183	103
31	Thoothukudi	15603	15357	111	135
32	Tirunelveli	14748	14410	129	209
33	Tiruppur	15041	14218	616	207
34	Trichy	13301	12993	135	173
35	Vellore	19172	18659	182	331
36	Villupuram	14531	14288	133	110
37	Virudhunagar	15818	15524	68	226
38	Airport Surveillance (International)	926	922	3	1
39	Airport Surveillance (Domestic)	998	982	15	1
40	Railway Surveillance	428	428	0	0
<b>Grand Total</b>		<b>7,74,710</b>	<b>7,51,535</b>	<b>11,520</b>	<b>11,655</b>

\*Note: Figures are reconciled to the respective districts based on detailed epidemiological investigation.

### COVID-19 Positive Deaths without comorbidities

Type of health Facility	No comorbidities*
Government - DME	0
Government - DMS	0
Private	2
Other Government Institutions (like Railway Hospitals, ESI hospitals)	0
<b>Total</b>	<b>2</b>

### COVID-19 Positive Deaths due to Comorbidities

Type of health Facility	With comorbidities*
Government - DME	8
Government - DMS	0
Private	6
Other Government Institutions (like Railway Hospitals, ESI hospitals)	0
<b>Total</b>	<b>14</b>

*\* Pre-existing 'morbidity' or Chronic Disease, is co-existing morbidity or 'co-morbidity'*



## **COVID-19 Positive Deaths without comorbidities – Total: 2**

### **Death in Private health facilities without comorbidities**

#### **Death Case No.11648**

A 36 Years old Male from Chennai having COVID-19 RTPCR Positivity on 24.11.2020 admitted on 24.11.2020 at 02.20 PM in a private hospital, Chennai with Complaints of Difficulty in Breathing for 1 day died on 25.11.2020 at 01.15 AM due to **COVID-19 Pneumonia**.

#### **Death Case No.11649**

A 32 Years old Male from Thirupathur having COVID-19 RTPCR Positivity on 12.11.2020 admitted on 08.11.2020 at 11.45 PM in a private hospital, Vellore with Complaints of Fever for 6 days Cough for 3 days Difficulty in Breathing for 3 days died on 24.11.2020 at 03.50 AM due to **ARDS/COVID-19 Pneumonia**.

## **COVID-19 Positive Deaths due to comorbidities – Total: 14**

### **Death in Private health facilities due to comorbidities**

#### **Death Case No.11650**

A 68 Years old Male from Chennai having COVID-19 RTPCR Positivity on 26.10.2020 and 23.11.2020 with **DM** admitted on 26.10.2020 at 07.20 AM in a private hospital, Chennai with Complaints of Fever for 1 day died on 25.11.2020 at 03.40 AM due to **COVID-19 Pneumonia**.

#### **Death Case No.11651**

A 60 Years old Male from Chennai having COVID-19 RTPCR Positivity on 18.11.2020 with **HTN** admitted on 09.11.2020 at 09.55 AM in a private Hospital, Chennai with Complaints of Fever and Difficulty in Breathing for 4 days died on 24.11.2020 at 01.00 AM due to **COVID-19 Pneumonia**.

#### **Death Case No.11652**

A 66 Years old Male from Thirupathur having COVID-19 RTPCR Positivity on 20.11.2020 with **DM / Old PTB** admitted on 20.11.2020 at 11.19 PM in a private Hospital, Chennai with Complaints of Fever,Cough died on 24.11.2020 at 11.30 PM due to **ARDS / MODS / COVID-19 Pneumonia**.

#### **Death Case No.11653**

A 62 Years old Male from Chengalpattu having COVID-19 RTPCR Positivity on 21.11.2020 with **DM** admitted on 21.11.2020 at 06.48 PM in a private Hospital, Chennai with Complaints of Fever for 13 days Difficulty in Breathing and Sore Throat for 4 days died on 24.11.2020 at 11.20 PM due to **COVID-19 Pneumonia**.

#### **Death Case No.11654**

A 61 Years old Male from Virudhunagar having COVID-19 RTPCR Positivity on 23.11.2020 with **Type 2 DM** admitted on 22.11.2020 at 09.30 PM in a private Hospital, Madurai with Complaints of Fever for 2 days Cough for 3 days Difficulty in Breathing for 1 day died on 24.11.2020 at 06.05 PM due to **COVID-19 Pneumonia**.



**Death Case No.11655**

A 35 Years old Male from Vellore having COVID-19 RTPCR Positivity on 04.11.2020 with **DM** admitted on 04.11.2020 at 11.15 AM in a private Hospital, Vellore with Complaints of Cough and Difficulty in Breathing for 7 days died on 23.11.2020 at 09.15 PM due to **ARDS / COVID-19 Pneumonia**.

**Death in Government health facilities (DME) due to comorbidities****Death Case No.11640**

A 72 years old Male from Thiruvannamalai admitted with **Carcinoma Rectum / Multiple Myeloma** on 19.11.2020 at 09.18 PM in Rajiv Gandhi Government General Hospital, Chennai. Outcome of COVID test positive result on 17.11.2020. The patient died on 23.11.2020 at 08.15 AM due to **COVID Pneumonia / Respiratory Failure / Right Pneumothorax**.

**Death Case No. 11641**

A 70 years old Male from Kancheepuram admitted with **Systemic Hypertension / Type 2 Diabetes Mellitus / Coronary Artery Disease** on 21.11.2020 at 09.07 PM in Rajiv Gandhi Government General Hospital, Chennai. Outcome of COVID test positive result on 21.11.2020. The patient died on 23.11.2020 at 02.30 PM due to **COVID Pneumonia / Respiratory Failure**.

**Death Case No. 11642**

A 83 years old Male from Kancheepuram admitted with **Systemic Hypertension / Type 2 Diabetes Mellitus** on 21.11.2020 at 01.04 PM in Rajiv Gandhi Government General Hospital, Chennai. Outcome of COVID test positive result on 20.11.2020. The patient died on 23.11.2020 at 01.15 PM due to **COVID Pneumonia / Respiratory Failure**.

**Death Case No.11643**

A 63 years old Male from Kancheepuram admitted with **Systemic Hypertension / Type 2 Diabetes Mellitus / Chronic Kidney Disease** on 21.11.2020 at 05.33 PM in Rajiv Gandhi Government General Hospital, Chennai. Outcome of COVID test positive result on 20.11.2020. The patient died on 23.11.2020 at 12.15 PM due to **COVID Pneumonia / Respiratory Failure**.

**Death Case No. 11644**

A 76 years old Male from Coimbatore admitted with **Systemic Hypertension / Coronary Artery Disease / Congestive Cardiac Failure** on 20.11.2020 at 03.30 PM in Coimbatore Medical College Hospital. Outcome of COVID test positive result on 20.11.2020. The patient died on 23.11.2020 at 08.30 AM due to **Bilateral Bronchopneumonia / Hypoxic Encephalopathy**.

**Death Case No.11645**

A 70 years old Male from Coimbatore admitted with **Type 2 Diabetes Mellitus / Coronary Artery Disease** on 10.11.2020 at 02.28 PM in Coimbatore Medical College Hospital. Outcome of COVID test positive result on 10.11.2020. The patient died on 23.11.2020 at 08.30 AM due to **Bilateral Bronchopneumonia / Hypoxic Encephalopathy.**

**Death Case No. 11646**

A 61 years old Male from chennai admitted with **Diabetes Mellitus / Systemic Hypertension** on 20.11.2020 at 02.57 PM in Government Medical College, Omandurar Government Estate, Chennai. Outcome of COVID test positive result on 22.11.2020. The patient died on 23.11.2020 at 07.30 PM due to **COVID Pneumonia / Acute Respiratory Distress Syndrome / Acute Respiratory Failure.**

**Death Case No. 11647**

A 63 years old female from Thanjavur admitted with **Type 2 Diabetes Mellitus / Systemic Hypertension** on 21.11.2020 at 04.40 PM in Thanjavur Medical College Hospital. Outcome of COVID test positive result on 18.11.2020. The patient died on 23.11.2020 at 07.10 PM due to **Viral Pneumonia / Acute Respiratory Distress Syndrome.**

## Passengers entered Tamil Nadu by various routes till 24.11.2020

S. No.	Mode of travel	No. of Passengers	No. Positive
1	Airport - Domestic flights (Since 26.05.2020)	12,60,948	998
2	Airport - International Flights (Since 09.05.2020)	1,24,156	926
3	By train (Since 14.05.2020)	35,374	428
4	By road - Own vehicle (Since 19.05.2020)	3,31,918	4,356
5	By road - Bus (Since 19.05.2020)	41,416	
6	By Sea Ports (Since 01.06.2020)	2,447	34
<b>Total</b>		<b>17,96,259</b>	<b>6,742</b>

## Airport Surveillance upto 24-11-2020 (Domestic Flights)

Sl.No.	Airport	No. of Flights arrived	No. of Passengers	No. Positive
1	Chennai	9,233	8,82,997	394
2	Coimbatore	1,712	1,63,620	353
3	Madurai	1,240	1,13,445	152
4	Trichy	1,119	1,00,886	99
<b>Total</b>		<b>13,304</b>	<b>12,60,948</b>	<b>998</b>

## Airport Surveillance details from 09/05/2020 to 24/11/2020

S. No	Airport	Total	Persons tested	Under Process	Negative	Persons positive during Entry Screening	Persons positive during Exit screening
<b>Chennai Airport</b>							
1-400	Total No.Of Flights - 400(From 09/05/2020 To 05/11/2020)	38997	38945	0	38765	180	223
401	AI1126 06/11/2020 (Chicago)	19	19	0	19		
402	AI1126 08/11/2020 (Chicago)	3	3	0	3		
403	IX 1687 09/11/2020 (Singapore)	1	1	0	1		
404	AI 1126 09/11/2020 (Chicago)	9	9	0	9		
405	AI 1126 10/11/2020 (Chicago)	10	10	0	10		
406	AI 1126 11/11/2020 (Chicago)	9	9	0	9		
407	IX 1644 11/11/2020 (Dubai)	2	2	0	2		
408	AI 1126 12/11/2020 (Chicago)	18	18	0	18		
409	AI 1126 13/11/2020 (Chicago)	13	13	0	13		
410	AI 1126 14/11/2020 (Chicago)	4	4	0	4		
411	AI 1126 15/11/2020 (Chicago)	7	7	0	7		
412	AI 1908 15/11/2020 (Muscat)	6	6	0	6		
413	AI 1126 16/11/2020 (Chicago)	13	13	0	13		
414	AI 1126 18/11/2020 (Chicago)	8	8	0	8		
415	AI 1347 18/11/2020 (Singapore)	3	3	0	3		
416	AI 1126 19/11/2020 (Chicago)	11	11	0	11		
417	AI 1126 21/11/2020 (Chicago)	7	7	0	7		
418	AI 1126 23/11/2020 (Chicago)	6	6	0	6		

419	AI 1126 24/11/2020 (Chicago)	4	4	4			
<b>Sub Total</b>		<b>39,150</b>	<b>39,098</b>	<b>4</b>	<b>38,914</b>	<b>180</b>	<b>223</b>
<b>Coimbatore Airport</b>							
1 to 43	Total No. of Flights- 43(From 09/05/2020 to 24/09/2020)	6,008	6,008	0	5,989	19	7
44	BI 4111 02/10/2020 (Brunei)	139	139	0	139		
45	G9413 03/10/2020 (Sharjah)	137	137	0	137		
46	G9413 17/10/2020 (Sharjah)	156	156	0	156		
47	RBA 4111 23/10/2020 (Brunei)	139	139	0	139		
48	G9413 24/10/2020 (Sharjah)	164	164	0	164		
49	G9413 04/11/2020 (Sharjah)	169	169	0	169		
50	G9413 07/11/2020 (Sharjah)	184	89	0	89		
51	G9413 11/11/2020 (Sharjah)	170	79	0	79		
52	BI 4111 13/11/2020 (Brunei)	140	140	0	140		
53	G9413 14/11/2020 (Sharjah)	167	69	0	69		
54	G9413 18/11/2020 (Sharjah)	166	104	0	104		
55	G9413 21/11/2020 (Sharjah)	151	94	0	94		
<b>Sub Total</b>		<b>7,890</b>	<b>7,487</b>	<b>0</b>	<b>7,468</b>	<b>19</b>	<b>7</b>
<b>Madurai Airport</b>							
1 to 100	Total No Of Flights - 100(From 09/05/2020 To 10/11/2020)	13,934	8,575	0	8,549	26	23
101	SG 134 12/11/2020 (Dubai)	176	9	0	9		
102	AXB 1644 13/11/2020 (Dubai)	132	5	0	5		
103	AI 906 14/11/2020 (Dubai)	37	1	0	1		
104	SG 134 15/11/2020 (Dubai)	162	11	0	11		
105	AXB 1638 15/11/2020 (Abudhabi)	72	7	0	7		

106	AXB 1644 16/11/2020 (Dubai)	119	3	0	3		
107	SG 134 17/11/2020 (Dubai)	144	14	0	14		
108	SG 134 19/11/2020 (Dubai)	176	21	0	21		
109	AXB 1644 20/11/2020 (Dubai)	130	8	0	8		
110	AI 906 21/11/2020 (Dubai)	25	2	0	2		
111	SG 134 22/11/2020 (Dubai)	165	4	0	4		
112	AXB 1638 22/11/2020 (Abudhabi)	74	7	0	7		
113	AXB 1644 23/11/2020 (Dubai)	116	9	0	9		
114	AXB 1687 23/11/2020 (Singapore)	66	6	0	6		
115	SG 134 24/11/2020 (Dubai)	184	18	18			
<b>Sub Total</b>		<b>15,712</b>	<b>8,700</b>	<b>18</b>	<b>8,656</b>	<b>26</b>	<b>23</b>

#### Trichy Airport

1to372	Total No Of Flights - 372(From 09/05/2020 To 14/11/2020)	57632	31401	0	31210	191	134
373	IX 1612 15/11/2020 (Dubai)	161	5	0	5		
374	IX 1681 15/11/2020 (singapore)	76	9	0	9		
375	IX 1614 15/11/2020 (Sharjah)	150	6	0	6		
376	IX 1616 16/11/2020 (Muscat)	53	5	0	5		
377	IX 1681 16/11/2020 (singapore)	63	6	0	6		
378	IX 1625 16/11/2020 (Kuala Lumpur)	168	8	0	8		
379	IX 1674 16/11/2020 (Bahrain)	166	6	0	6		
380	IX 1612 17/11/2020 (Dubai)	163	3	0	3		
381	IX 1681 17/11/2020 (singapore)	90	12	0	12		
382	AI 1902 18/11/2020 (Kuwait)	98	3	0	3		
383	IX 1614 18/11/2020 (Sharjah)	121	8	0	8		
384	IX 1612 18/11/2020 (Dubai)	136	2	0	2		

385	IX 1616 19/11/2020 (Muscat)	106	4	0	4		
386	IX 1640 19/11/2020 (Abudhabi)	144	11	0	11		
387	IX 1681 20/11/2020 (singapore)	168	15	0	15		
388	IX 1612 20/11/2020 (Dubai)	164	10	0	10		
389	IX 1683 20/11/2020 (Singapore)	131	11	0	11		
390	IX 1625 20/11/2020 (Kuala Lumpur)	148	10	0	10		
391	6E 8206 20/11/2020 (Sharjah)	143	10	0	10		
392	IX 1612 21/11/2020 (Dubai)	171	8	0	7	1	
393	IX 1681 21/11/2020 (singapore)	122	16	16			
394	IX 1694 21/11/2020 (Dammam)	58	10	10			
395	IX 1614 22/11/2020 (Sharjah)	140	4	4			
396	IX 1612 22/11/2020 (Dubai)	147	9	9			
397	IX 1616 23/11/2020 (Muscat)	80	3	3			
398	IX 1681 23/11/2020 (singapore)	169	21	21			
399	IX 1640 23/11/2020 (Abudhabi)	89	14	14			
400	IX 1612 24/11/2020 (Dubai)	168	17	17			
401	IX 1625 24/11/2020 (Kuala Lumpur)	179	16	16			
<b>Sub Total</b>		<b>61,404</b>	<b>31,663</b>	<b>110</b>	<b>31,361</b>	<b>192</b>	<b>134</b>
<b>Other Airports &amp; Chartered Flight</b>						<b>84</b>	<b>38</b>
<b>Grand Total</b>		<b>1,24,156</b>	<b>86,948</b>	<b>132</b>	<b>86,399</b>	<b>501</b>	<b>425</b>



## Railway Station Surveillance details from 14/05/2020 to 24/11/2020

<b>Total No. of trains</b>	<b>No. of Passengers screened</b>	<b>No. Negative</b>	<b>No. Positive</b>
42	35,374	34,946	428

## Sea port surveillance up to 24-11-2020

<b>S.No</b>	<b>Sea Port</b>	<b>No. of Ships arrived</b>	<b>No. of Passengers screened</b>	<b>No. Positive</b>
1	Chennai	1	161	0
2	Thoothukudi	5	2286	34
<b>Total</b>		<b>6</b>	<b>2447</b>	<b>34</b>