





**State Control Room,  
Directorate of Public Health and Preventive Medicine  
Health and Family Welfare Department, Government of Tamil Nadu**

**Media Bulletin 27.10.2020**








*Daily report on Public Health measures taken for COVID-19*

S.No	Description	Details
1	Number of COVID -19 testing facilities	201 (66 Govt+ 135 Private)
2	Number of active cases till yesterday	29,268
3	Number of persons tested positive today	2,522
4	Number of COVID-19 positive patients discharged following treatment today	4,029
5	Total number of deaths today	27
6	Number of active cases as on today	27,734



 **TAMILNADU STATE AIDS CONTROL SOCIETY  
( TANSACS )** 

**எச்.ஐ.வி / எய்ட்ஸ்  
தொற்றுள்ளவர்களுக்கான தகவல்**


கொரோனா தொற்று நோயிலிருந்து உங்களை காத்திட  
**7 வழி முறைகள்**

-  அடிக்கடி சோப்பினை உபயோகித்து கைகளை தேய்த்து கழுவுவும்.
-  கைகளைக் கழுவாமல் கண்கள், மூக்கு மற்றும் வாயை தொடுவதைத் தவிர்க்கவும்.
-  தும்மல் போதும் / இருமல் போதும் கைகுட்டை அல்லது மெல்லிழைத்தாள் (TISSUE PAPER) உபயோகித்து மூக்கு மற்றும் வாயினை மூடிக் கொள்ளல் வேண்டும்.
-  கூட்டமான பகுதிகளுக்கு செல்லுதலை தவிர்த்தல், மற்றும் காய்ச்சல், இருமல், தும்மல் போன்ற பாதிப்புக்குள்ளானவர்களின் தொடர்பினை தவிர்த்தல்.
-  நோய் அறிகுறிகள் உள்ளவர்கள் வீட்டிலேயே தனிமைப் படுத்திக்கொள்ள வேண்டும்.
-  இருமல், தும்மல், காய்ச்சல் மற்றும் மூச்சுத்திணறல் போன்ற அறிகுறிகள் ஏற்பட்டால் உடனே அருகில் உள்ள அரசு மருத்துவமனையை அணுகவும்.
-  மாநில 24x7 கட்டுப்பாட்டு மையத்தை தொடர்பு கொண்டு தகவல்களை பதிவு செய்து உரிய சேவையினை பெறவும்.

மேலும் தகவல்களுக்கு :

 **104**  **1800 419 1800 & 1097**

#StayHomeStaySafe #TN\_Together\_AgainstCorona #TANSACS



24\*7 Control Room: 044-29510400, 044-29510500, 9444340496, 8754448477  
District Control Room – 1077. Toll Free Number – 1800 1205 55550

[www.stopcorona.tn.gov.in](http://www.stopcorona.tn.gov.in)

S.NO	COVID-19 STATISTICS	DETAILS
1	Number of active cases on date (Including isolation)	27,734
2	Number of persons tested positive today in Tamil Nadu	2,522
3	Total Number of persons tested positive till date	7,14,235
4	Total Number of samples tested by RT-PCR today/ till date*	70,687/ 96,60,430 <sup>@</sup>
5	Total Number of Persons tested by RT-PCR today/ till date	69,344/ 93,97,691
6	No. of Male / Female / Transgender tested positive today	1,518 / 1,004 / 0
7	No. of Male / Female / Transgender tested positive till date	4,31,112/2,83,091/32
8	Number of functioning COVID -19 testing facilities in Tamil Nadu	201 (66 Govt+ 135 <sup>\$</sup> Private)
9	Number of COVID-19 positive patients discharged following treatment today/ till date	4,029/ 6,75,518
10	Total number of deaths today/ till date	27 (11 Private & 16 Govt) /10,983

\*Tamil Nadu doesn't use Rapid Antigen Diagnostic Tests (RADT).

<sup>@</sup>There may be a difference in number of sample tested given here in the media bulletin and the ICMR portal in view of time-lag between test conducted, results declared that are shared in real time basis by the labs to the state and the districts and the time taken for the data updation in the ICMR portal.

<sup>\$</sup>One private lab (**Molecular Virology Lab, Indira Medical College and Hospitals, Tiruvallur**) has been approved for COVID-19 testing recently.

**District-wise abstract of cases including active cases, discharges and death\* on 27/10/2020**

Sl. No	District	Persons under Treatment including Home Treatment till yesterday	New Cases Today	Cases Discharged Today	Death	Persons under Treatment including Home Treatment as on today
1	Ariyalur	106	5	33	0	78
2	Chengalpattu	1245	144	184	2	1203
3	Chennai	8859	695	1451	7	8096
4	Coimbatore	3756	209	373	2	3590
5	Cuddalore	715	45	51	1	708
6	Dharmapuri	459	25	69	0	415
7	Dindigul	256	2	30	0	228
8	Erode	805	76	108	1	772
9	Kallakurichi	242	22	23	1	240
10	Kancheepuram	464	98	113	0	449
11	Kanyakumari	572	48	54	0	566
12	Karur	292	25	38	0	279
13	Krishnagiri	543	28	109	1	461
14	Madurai	600	57	58	2	597
15	Nagapattinam	362	35	47	0	350
16	Namakkal	705	68	64	0	709
17	Nilgiris	244	81	29	0	296
18	Perambalur	74	3	6	0	71
19	Pudukottai	215	25	24	0	216
20	Ramanathapuram	137	3	23	1	116
21	Ranipet	271	20	26	0	265
22	Salem	1826	146	191	3	1778
23	Sivagangai	135	19	22	1	131
24	Tenkasi	127	5	29	0	103
25	Thanjavur	371	61	101	0	331
26	Theni	129	19	42	0	106
27	Thirupathur	288	38	31	0	295
28	Thiruvallur	1214	115	163	0	1166
29	Thiruvannamalai	504	23	64	0	463
30	Thiruvarur	402	40	52	0	390
31	Thoothukudi	500	39	46	0	493
32	Tirunelveli	309	28	47	0	290
33	Tiruppur	976	99	92	5	978
34	Trichy	493	42	61	0	474
35	Vellore	424	68	54	0	438
36	Villupuram	459	39	101	0	397
37	Virudhunagar	187	27	20	0	194
38	Airport Surveillance (International)	2	0	0	0	2
39	Airport Surveillance (Domestic)	0	0	0	0	0
40	Railway Surveillance	0	0	0	0	0
<b>Grand Total</b>		<b>29,268</b>	<b>2,522</b>	<b>4,029</b>	<b>27</b>	<b>27,734</b>

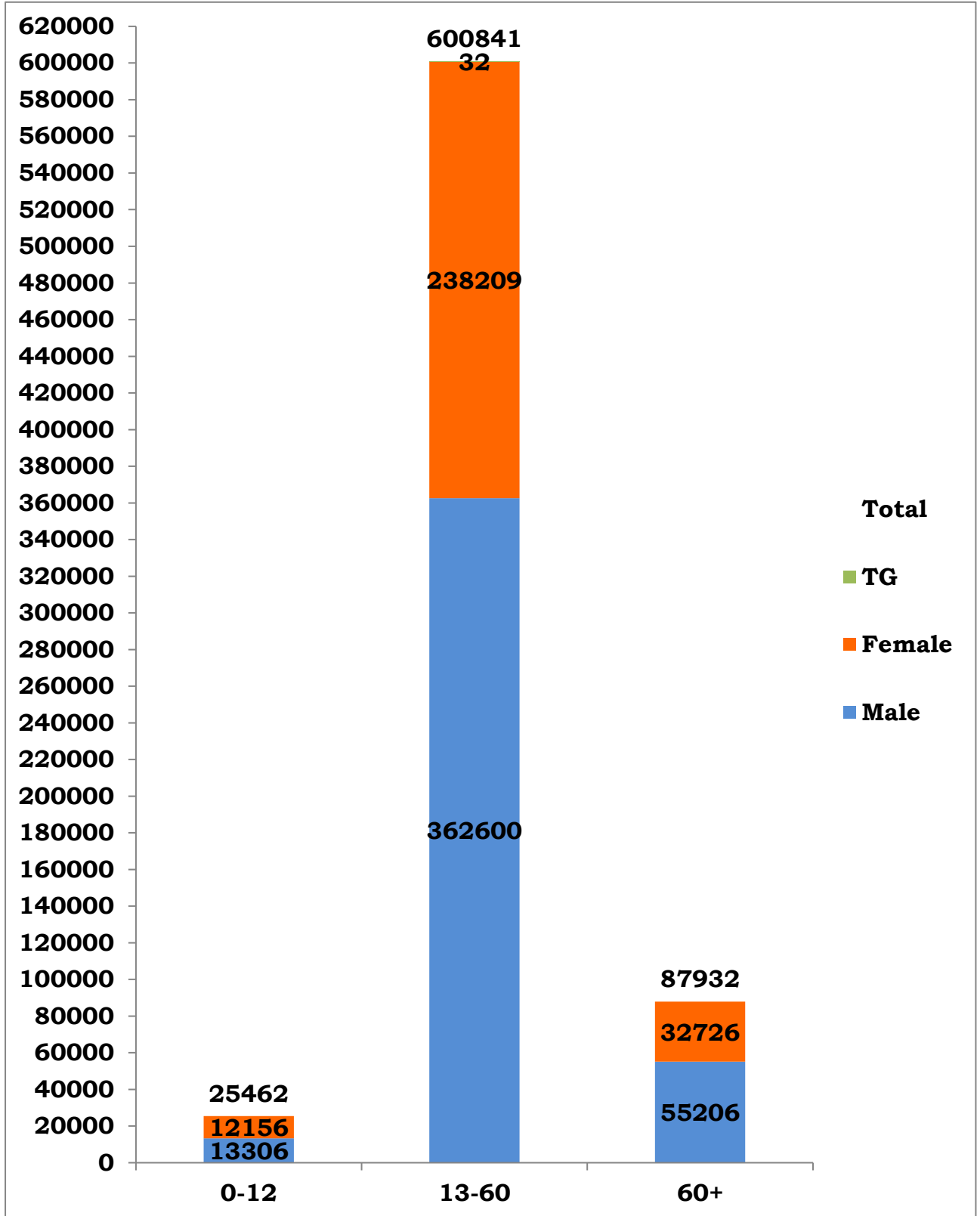
\*The district-wise active cases and discharges will vary with yesterday's bulletin due to cross notification.

**District wise abstract of COVID-19 positive cases\* (27/10/2020)**

Sl. No	District	Indigenous Cases		Imported Cases		Total cases till Date
		Till 26.10.2020	On 27.10.2020	Till 26.10.2020	On 27.10.2020	
1	Ariyalur	4310	5	20	0	4335
2	Chengalpattu	42802	144	5	0	42951
3	Chennai	196347	695	35	0	197077
4	Coimbatore	42039	209	48	0	42296
5	Cuddalore	22794	45	202	0	23041
6	Dharmapuri	5276	25	214	0	5515
7	Dindigul	9662	2	77	0	9741
8	Erode	9710	76	94	0	9880
9	Kallakurichi	9767	22	404	0	10193
10	Kancheepuram	25183	98	3	0	25284
11	Kanyakumari	14615	48	109	0	14772
12	Karur	3965	25	46	0	4036
13	Krishnagiri	6202	28	165	0	6395
14	Madurai	18354	57	153	0	18564
15	Nagapattinam	6430	35	88	0	6553
16	Namakkal	8662	68	98	0	8828
17	Nilgiris	6390	81	19	0	6490
18	Perambalur	2116	3	2	0	2121
19	Pudukottai	10431	25	33	0	10489
20	Ramanathapuram	5831	3	133	0	5967
21	Ranipet	14669	20	49	0	14738
22	Salem	26126	146	419	0	26691
23	Sivagangai	5754	19	60	0	5833
24	Tenkasi	7744	5	49	0	7798
25	Thanjavur	15037	61	22	0	15120
26	Theni	16100	19	45	0	16164
27	Thirupathur	6378	38	110	0	6526
28	Thiruvallur	37241	115	8	0	37364
29	Thiruvannamalai	17033	23	393	0	17449
30	Thiruvarur	9410	40	37	0	9487
31	Thoothukudi	14548	39	269	0	14856
32	Tirunelveli	13686	28	420	0	14134
33	Tiruppur	12176	99	11	0	12286
34	Trichy	12273	42	18	0	12333
35	Vellore	17349	68	218	0	17635
36	Villupuram	13374	39	174	0	13587
37	Virudhunagar	15240	27	104	0	15371
38	Airport Surveillance (International)	0	0	925	0	925
39	Airport Surveillance (Domestic)	0	0	982	0	982
40	Railway Surveillance	0	0	428	0	428
<b>Grand Total</b>		<b>7,05,024</b>	<b>2,522</b>	<b>6,689</b>	<b>0</b>	<b>7,14,235</b>

\*Note: Figures are reconciled to the respective districts based on detailed epidemiological investigation.

**Age and Sex distribution till date (27/10/2020)**



## Tamil Nadu COVID 19 – District Wise Case Details\* (27/10/2020)

Sl. No	District	Total Positive Cases	Discharged	Active Cases	Death
1	Ariyalur	4335	4211	78	46
2	Chengalpattu	42951	41081	1203	667
3	Chennai	197077	185374	8096	3607
4	Coimbatore	42296	38166	3590	540
5	Cuddalore	23041	22065	708	268
6	Dharmapuri	5515	5052	415	48
7	Dindigul	9741	9329	228	184
8	Erode	9880	8988	772	120
9	Kallakurichi	10193	9850	240	103
10	Kancheepuram	25284	24458	449	377
11	Kanyakumari	14772	13964	566	242
12	Karur	4036	3714	279	43
13	Krishnagiri	6395	5828	461	106
14	Madurai	18564	17550	597	417
15	Nagapattinam	6553	6092	350	111
16	Namakkal	8828	8026	709	93
17	Nilgiris	6490	6156	296	38
18	Perambalur	2121	2029	71	21
19	Pudukottai	10489	10124	216	149
20	Ramanathapuram	5967	5722	116	129
21	Ranipet	14738	14297	265	176
22	Salem	26691	24504	1778	409
23	Sivagangai	5833	5576	131	126
24	Tenkasi	7798	7542	103	153
25	Thanjavur	15120	14573	331	216
26	Theni	16164	15867	106	191
27	Thirupathur	6526	6113	295	118
28	Thiruvallur	37364	35584	1166	614
29	Thiruvannamalai	17449	16726	463	260
30	Thiruvarur	9487	9006	390	91
31	Thoothukudi	14856	14234	493	129
32	Tirunelveli	14134	13636	290	208
33	Tiruppur	12286	11123	978	185
34	Trichy	12333	11692	474	167
35	Vellore	17635	16894	438	303
36	Villupuram	13587	13084	397	106
37	Virudhunagar	15371	14957	194	220
38	Airport Surveillance (International)	925	922	2	1
39	Airport Surveillance (Domestic)	982	981	0	1
40	Railway Surveillance	428	428	0	0
<b>Grand Total</b>		<b>7,14,235</b>	<b>6,75,518</b>	<b>27,734</b>	<b>10,983</b>

\*Note: Figures are reconciled to the respective districts based on detailed epidemiological investigation.

### COVID-19 Positive Deaths without comorbidities

Type of health Facility	No comorbidities*
Government - DME	0
Government - DMS	0
Private	0
Other Government Institutions (like Railway Hospitals, ESI hospitals)	0
<b>Total</b>	<b>0</b>

### COVID-19 Positive Deaths due to Comorbidities

Type of health Facility	With comorbidities*
Government - DME	11
Government - DMS	4
Private	11
Other Government Institutions (like Railway Hospitals, ESI hospitals)	1
<b>Total</b>	<b>27</b>

\* Pre-existing 'morbidity' or Chronic Disease, is co-existing morbidity or 'co-morbidity'



**COVID-19 Positive Deaths without comorbidities – Total: 0**

**COVID-19 Positive Deaths due to comorbidities – Total: 27**

**Death in Private health facilities due to comorbidities**

**Death Case No. 10960**

A 74 Years old Female from Tiruppur having COVID-19 RTPCR Positivity on 14.10.2020 with **Seasonal Asthma** admitted on 12.10.2020 at 03.22 PM in a private hospital, Coimbatore with died on 27.10.2020 at 01.38 AM due to **COVID-19 Pneumonia.**

**Death Case No. 10961**

A 74 Years old Male from Chennai having COVID-19 RTPCR Positivity on 23.10.2020 with **HTN/DM/Cryptogenic end Stage Liver Disease** admitted on 23.10.2020 at 11.03 PM in a private hospital, Chennai with Complaints of Fever for 1 day Altered Sensorium died on 27.10.2020 at 06.02 AM due to **MODS / ARDS / COVID-19 Pneumonia.**

**Death Case No. 10962**

A 62 Years old Male from Chennai having COVID-19 RTPCR Positivity on 15.10.2020 with **ILD/DM/PTB/on ATT** admitted on 14.10.2020 at 06.56 PM in a private hospital, Chennai with Complaints of Fever,Cough for 2 days Difficulty in Breathing for 1 day died on 27.10.2020 at 02.30 AM due to **COVID-19 Pneumonia.**

**Death Case No. 10963**

A 60 Years old Female from Chennai having COVID-19 RTPCR Positivity on 14.10.2020 with **DM/SHTN/CAD** admitted on 25.10.2020 at 09.08 PM in a private hospital, Chennai with Complaints of Cough and Difficulty in Breathing died on 27.10.2020 at 08.25 AM due to **COVID-19 Pneumonia.**

**Death Case No. 10964**

A 72 Years old Male from Chengalpattu having COVID-19 RTPCR Positivity on 23.10.2020 with **Type 2 DM/SHTN** admitted on 24.10.2020 at 04.48 PM in a private hospital, Chennai with Complaints of Vomiting for 18 days,Difficulty in Breathing, died on 27.10.2020 at 07.15 AM due to **ARDS / COVID-19 Pneumonia.**

**Death Case No. 10965**

A 69 Years old Male from Coimbatore having COVID-19 RTPCR Positivity on 21.10.2020 with **Type 2 DM** admitted on 21.10.2020 at 01.31 PM in a private hospital, with Complaints of Fever,Cough for 4 days died on 26.10.2020 at 07.19 AM due to **COVID-19 Pneumonia.**

**Death Case No. 10966**

A 47 Years old Male from Kallakurichi having COVID-19 RTPCR Positivity on 13.10.2020 with **DM** admitted on 13..10.2020 at 06.05 AM in a private medical college and hospital, Vellore with Complaints of Cough for 3 days



Difficulty in Breathing for 1 day died on 26.10.2020 at 05.35 AM due to **ARDS / COVID-19 Pneumonia.**

**Death Case No. 10967**

A 80 Years old Male from Chennai having COVID-19 RTPCR Positivity on 16.10.2020 with **SHTN** admitted on 17.10.2020 at 06.20 AM in a private hospital, Chennai with Complaints of Cough for 3 days died on 26.10.2020 at 12.45 AM due to **ARDS / COVID-19 Pneumonia.**

**Death Case No. 10968**

A 64 Years old Male from Salem having COVID-19 RTPCR Positivity on 22.10.2020 with **Type 2 DM/SHTN** admitted on 21.10.2020 at 06.56 PM in a private hospital, Salem with Complaints of Fevr,Cough for 3 days Difficulty in Breathing for 2 days died on 26.10.2020 at 05.40 PM due to **COVID-19 Pneumonia.**

**Death Case No. 10969**

A 72 Years old Male from Chennai having COVID-19 RTPCR Positivity on 24.10.2020 with **Type 2 DM/SHTN/CKD/CAD** admitted on 23.10.2020 at 11.33 PM in a private hospital, Chennai with Complaints of Fever,Cough for 3 days Difficulty in Breathing died on 26.10.2020 at 11.50 PM due to **ARDS / COVID-19 Pneumonia.**

**Death Case No. 10970**

A 66 Years old Male from Krishnagiri having COVID-19 RTPCR Positivity on 12.10.2020 with **HTN** admitted on 13.10.2020 at 06.05 AM in a private medical college and hospital, Vellore with Complaints of Fever,Cough for 5 days Difficulty in Breathing for 2 days died on 25.10.2020 at 01.15 PM due to **ARDS / COVID-19 Pneumonia.**

**Death in Government health facilities (DMS) due to comorbidities**

**Death Case No. 10957**

A 71 Years old Female from Ramnathapuram having COVID-19 RTPCR Positivity on 19.10.2020 with **SHTN** admitted on 17.10.2020 at 03.05 PM in GHQH Ramnathapuram with Complaints of Fever for 2 days Altered Sensorium for 1 day died on 27.10.2020 at 01.45 AM due to **ARDS / COVID-19 Pneumonia.**

**Death Case No. 10958**

A 85 Years old Male from Sivagangai having COVID-19 RTPCR Positivity on 20.10.2020 with **SHTN** admitted on 19.10.2020 at 12.20 PM in GHQH, Ramnathapuram with Complaints of Fever for 9 days died on 27.10.2020 at 03.20 AM due to **ARDS / COVID-19 Pneumonia.**

**Death Case No. 10959**

A 70 Years old Male from Tiruppur having COVID-19 RTPCR Positivity on 06.10.2020 with **SHTN/Hypothyroid** admitted on 07.10.2020 at 03.50 PM

in Government Tiruppur Medical College, Tiruppur with Complaints of Loose Stools died on 26.10.2020 at 10.00 AM due to **COVID-19 Pneumonia**.

**Death Case No. 10971**

A 87 Years old Male from Tiruppur having COVID-19 TRUNAT Positivity on 24.10.2020 admitted on 25.10.2020 at 01.30 AM in GHQH Erode, With Complaints of Difficulty in Breathing for 1 day died on 25.10.2020 at 11.50 PM due to **COVID-19 Pneumonia**.

**Death in Government health facilities (Other Government Institutions like Railway Hospitals, ESI hospitals) due to comorbidities**

**Death Case No. 10975**

A 51 years old Female from Tiruppur with **Diabetes Mellitus / Systemic Hypertension / Hypothyroidism** admitted on 22.10.2020 at 4.55 PM in Coimbatore Medical College and ESI Hospital. Outcome of COVID test positive result on 22.10.2020. The patient died on 25.10.2020 at 08.00 AM due to **COVID Pneumonia / Acute Respiratory Distress Syndrome**.

**Death in Government health facilities (DME) due to comorbidities**

**Death Case No. 10972**

A 44 years old Female from Chennai with **Type 2 Diabetes Mellitus** admitted on 25.10.2020 at 11.55 PM in Rajiv Gandhi Government General Hospital, Chennai. Outcome of COVID test positive result on 12.10.2020. The patient died on 26.10.2020 at 12.35 AM due to **COVID Pneumonia / Respiratory Failure / Type 2 Diabetes Mellitus / Sudden Cardiac Respiratory Arrest**.

**Death Case No. 10973**

A 56 years old Female from Madurai with **Type 2 Diabetes Mellitus / Systemic Hypertension** admitted on 22.10.2020 at 06.50 PM in Government Rajaji Hospital, Madurai. Outcome of COVID test positive result on 23.10.2020. The patient died on 25.10.2020 at 08.08 PM due to **COVID Pneumonia / Systemic Hypertension / Type 2 Diabetes Mellitus**.

**Death Case No. 10974**

A 38 years old Female from Cuddalore with **Type 2 Diabetes Mellitus / Hyperglycemic Hyperosmolar syndrome / Obesity / Anaemia** admitted on 22.10.2020 at in Rajah Muthiah Medical College Hospital, Chidambaram. Outcome of COVID test positive result on 20.10.2020. The patient died on 25.10.2020 at 04.30 PM due to **Acute Respiratory Distress Syndrome / SAR CoV2 Pneumonia**.

**Death Case No. 10976**

A 60 years old Female from Chengalpattu with **Diabetes Mellitus / Systemic Hypertension / Old Cerebrovascular Accident** admitted on 24.10.2020 at 04.05 PM in Chengalpattu Medical College Hospital. Outcome

of COVID test positive result on 25.10.2020. The patient died on 25.10.2020 at 10.05 PM due to **Acute Respiratory Distress Syndrome / Acute Atypical Viral Pneumonia**.

**Death Case No. 10977**

A 80 years old Male from Salem with **Old Pulmonary Tuberculosis** admitted on 21.10.2020 at 07.11 PM in Mohan Kumaramangalam Medical College Hospital, Salem. Outcome of COVID test positive result on 16.10.2020. The patient died on 24.10.2020 at 05.10 PM due to **COVID Pneumonia / Respiratory Failure / Old Pulmonary Tuberculosis**.

**Death Case No. 10978**

A 60 years old Female from Salem with **Type 2 Diabetes Mellitus / Systemic Hypertension** was brought dead on 25.10.2020 at 01.20 PM in Mohan Kumaramangalam Medical College Hospital, Salem. Outcome of COVID test positive result on 22.10.2020. The patient died on 25.10.2020 at 01.20 PM due to **COVID Pneumonia / Respiratory Failure / Type 2 Diabetes Mellitus / Systemic Hypertension**.

**Death Case No. 10979**

A 60 years old Male from Chennai with **Diabetes Mellitus** admitted on 21.10.2020 at 08.05 PM in Government Medical College, Omandurar Government Estate, Chennai. Outcome of COVID test positive result on 22.10.2020. The patient died on 25.10.2020 at 03.10 PM due to **COVID Pneumonia / Acute Respiratory Distress Syndrome / Acute Respiratory Failure / Diabetes Mellitus**.

**Death Case No. 10980**

A 74 years old Female from Madurai with **Diabetes Mellitus** admitted on 21.10.2020 at 06.03 PM in Government Rajaji Hospital, Madurai. Outcome of COVID test positive result on 21.10.2020. The patient died on 26.10.2020 at 08.10 PM due to **COVID Pneumonia / Acute Respiratory Distress Syndrome / Diabetes Mellitus**.

**Death Case No. 10981**

A 75 years old Female from Erode with **Systemic Hypertension** admitted on 26.10.2020 at 01.10 PM in Erode Medical College Hospital, Perundurai. Outcome of COVID test positive result on 27.10.2020. The patient died on 26.10.2020 at 01.30 PM due to **Viral Pneumonia / Respiratory Failure / Systemic Hypertension**.

**Death Case No. 10982**

A 36 years old Male from Tiruppur with **Type 2 Diabetes Mellitus** admitted on 08.10.2020 at 06.57 AM in Coimbatore Medical College Hospital. Outcome of COVID test positive result on 09.10.2020. The patient died on 25.10.2020 at 11.30 AM due to **Bilateral Bronchopneumonia / Acute Respiratory Distress Syndrome / Type 2 Diabetes Mellitus**.

**Death Case No. 10983**

A 23 years old Female from Coimbatore with **Posterior Fossa Arteriovenous Malformation / Renal Failure** admitted on 15.10.2020 at 07.00 PM in Coimbatore Medical College Hospital. Outcome of COVID test positive result on 16.10.2020. The patient died on 25.10.2020 at 09.45 AM due to **Bilateral Bronchopneumonia / Acute Respiratory Distress Syndrome / Renal Failure / Posterior Fossa Arteriovenous Malformation.**

## Passengers entered Tamil Nadu by various routes till 26.10.2020

S. No.	Mode of travel	No. of Passengers	No. Positive
1	Airport - Domestic flights (Since 26.05.2020)	8,96,495	982
2	Airport - International Flights (Since 09.05.2020)	1,06,251	925
3	By train (Since 14.05.2020)	35,374	428
4	By road - Own vehicle (Since 19.05.2020)	3,24,512	4,342
5	By road - Bus (Since 19.05.2020)	41,416	
6	By Sea Ports (Since 01.06.2020)	2,447	34
<b>Total</b>		<b>14,06,495</b>	<b>6,711</b>

## Airport Surveillance upto 26-10-2020 (Domestic Flights)

Sl.No.	Airport	No. of Flights arrived	No. of Passengers	No. Positive
1	Chennai	6,553	6,46,226	387
2	Coimbatore	1,306	1,28,205	347
3	Madurai	948	82,217	150
4	Trichy	672	39,847	98
<b>Total</b>		<b>9,479</b>	<b>8,96,495</b>	<b>982</b>

## Airport Surveillance details from 09/05/2020 to 26/10/2020

S. No	Airport	Total	Persons tested	Under Process	Negative	Persons positive during Entry Screening	Persons positive during Exit screening
<b>Chennai Airport</b>							
1-359	Total No.Of Flights - 359(From 09/05/2020 To 14/10/2020)	38585	38533	0	38353	180	223
360	IX 1684 15/10/2020 (Dammam)	11	11	0	11		
361	6E 8735 15/10/2020 (Kuwait)	2	2	0	2		
362	AI 1126 15/10/2020 (Chicago)	8	8	0	8		
363	IX 1644 15/10/2020 (Dubai)	1	1	0	1		
364	AI 1126 16/10/2020 (Chicago)	6	6	0	6		
365	AI 0162 17/10/2020 (London)	26	26	0	26		
366	AI 1126 17/10/2020 (Chicago)	14	14	0	14		
367	IX 1636 17/10/2020 (Sharjah)	1	1	0	1		
368	IX 1644 17/10/2020 (Dubai)	1	1	0	1		
369	AI 1126 18/10/2020 (Chicago)	14	14	0	14		
370	IX 1644 18/10/2020 (Dubai)	1	1	0	1		
371	AI 1126 19/10/2020 (Chicago)	11	11	0	11		
372	IX 1644 19/10/2020 (Dubai)	1	1	0	1		
373	AI 1126 19/10/2020 (Chicago)	11	11	0	11		
374	IX 1618 20/10/2020 (Muscat)	5	5	0	5		
375	AI 1908 20/10/2020 (Muscat)	2	2	0	2		

376	AI 307 21/10/2020 (Japan)	59	59	0	59		
377	6E 8735 22/10/2020 (Kuwait)	2	2	0	2		
378	IX 1684 22/10/2020 (Dammam)	14	14	0	14		
379	AI 1126 22/10/2020 (Chicago)	31	31	0	31		
380	AI 1335 23/10/2020 (Bangkok)	1	1	0	1		
381	AI 1126 23/10/2020 (Chicago)	27	27	0	27		
382	AI 162 24/10/2020 (London)	17	17	0	17		
383	AI 1126 24/10/2020 (Chicago)	25	25	1	24		
384	IX 1636 24/10/2020 (Sharjah)	2	2	0	2		
385	IX 1644 24/10/2020 (Dubai)	1	1	0	1		
385	AI 1126 25/10/2020 (Chicago)	14	14	14			
386	AI 1126 26/10/2020 (Chicago)	19	19	19			
<b>Sub Total</b>		<b>38,912</b>	<b>38,860</b>	<b>34</b>	<b>38,646</b>	<b>180</b>	<b>223</b>
<b>Coimbatore Airport</b>							
1 to 36	Total No. of Flights- 36(From 09/05/2020 to 28/08/2020)	5,409	5,409	0	5,390	19	7
37	G9413 03/09/2020 (Sharjah)	48	48	0	48		
38	G9413 05/09/2020 (Sharjah)	77	77	0	77		
39	G9413 10/09/2020 (Sharjah)	58	58	0	58		
40	G9413 12/09/2020 (Sharjah)	75	75	0	75		
41	G9413 17/09/2020 (Sharjah)	93	93	0	93		
42	BI 4111 18/09/2020 (Brunei)	136	136	0	136		
43	G9413 24/09/2020 (Sharjah)	112	112	0	112		



44	BI 4111 02/10/2020 (Brunei)	139	139	0	139		
45	G9413 03/10/2020 (Sharjah)	137	137	0	137		
46	G9413 17/10/2020 (Sharjah)	156	156	0	156		
<b>Sub Total</b>		<b>6,440</b>	<b>6,440</b>	<b>0</b>	<b>6,421</b>	<b>19</b>	<b>7</b>
<b>Madurai Airport</b>							
1 to 68	Total No Of Flights - 62(From 09/05/2020 To 08/10/2020)	10,260	8,270	0	8,244	26	23
70	AXB 1638 09/10/2020 (Dubai)	114	12	0	12		
71	SG 133 11/10/2020 (Dubai)	162	6	0	6		
72	AXB 1644 11/10/2020 (Dubai)	117	4	0	4		
73	6E 8219 12/10/2020 (Dubai)	76	2	0	2		
74	SG 133 15/10/2020 (Dubai)	165	11	0	11		
75	AXB 1644 15/10/2020 (Dubai)	116	4	0	4		
76	SG 133 18/10/2020 (Dubai)	170	11	0	11		
77	AXB 1687 19/10/2020 (Singapore)	72	72	0	72		
78	SG 133 22/10/2020 (Dubai)	181	15	0	15		
79	AXB 1644 22/10/2020 (Dubai)	136	9	0	9		
80	AXB 1638 23/10/2020 (Dubai)	131	6	6			
81	AI 906 24/10/2020 (Dubai)	55	1	1			
82	IX 1348 25/10/2020 (Abudhabi)	56	7	7			
83	AXB 1687 26/10/2020 (Singapore)	64	3	3			
84	AXB 1644 26/10/2020 (Dubai)	117	4	4			
<b>Sub Total</b>		<b>11,992</b>	<b>8,437</b>	<b>21</b>	<b>8,390</b>	<b>26</b>	<b>23</b>

<b>Trichy Airport</b>							
1to277	Total No Of Flights - 277(From 09/05/2020 To 14/10/2020)	43816	30644	0	30453	191	134
278	IX 1612 15/10/2020 (Dubai)	168	11	0	11		
279	IX 1681 15/10/2020 (singapore)	164	2	0	2		
280	AI 1902 15/10/2020 (Kuwait)	79	3	0	3		
281	IX 1690 16/10/2020 (Doha)	81	1	0	1		
282	IX 1681 16/10/2020 (singapore)	177	9	0	9		
283	IX 1612 16/10/2020 (Dubai)	171	3	0	3		
284	IX 1625 16/10/2020 (Kuala Lumpur)	175	9	0	9		
285	AI 1906 17/10/2020 (Dubai)	49	2	0	2		
286	IX 1681 17/10/2020 (singapore)	173	19	0	19		
287	IX 1614 17/10/2020 (Sharjah)	158	9	0	9		
288	IX 1681 18/10/2020 (singapore)	145	11	0	11		
289	6E 8206 18/10/2020 (Sharjah)	172	6	0	6		
290	IX 1612 18/10/2020 (Dubai)	164	7	0	7		
291	IX 1692 19/10/2020 (Dammam)	178	54	0	54		
292	IX 1681 19/10/2020 (singapore)	135	5	0	5		
293	IX 1612 19/10/2020 (Dubai)	173	13	0	13		
294	IX 1681 20/10/2020 (singapore)	166	2	0	2		
295	IX 1616 21/10/2020 (Muscat)	140	5	0	5		
296	IX 1612 21/10/2020 (Dubai)	168	10	0	10		
297	IX 1681 21/10/2020 (singapore)	167	7	0	7		

298	IX 1612 22/10/2020 (Dubai)	165	12	0	12		
299	IX 1681 22/10/2020 (singapore)	166	4	0	4		
300	6E 8206 22/10/2020 (Sharjah)	164	5	0	5		
301	IX 1690 23/10/2020 (Doha)	122	4	4			
302	IX 1612 23/10/2020 (Dubai)	177	4	4			
303	IX 1681 23/10/2020 (singapore)	170	6	6			
304	IX 1625 23/10/2020 (Kuala Lumpur)	176	12	12			
305	6E 8411 24/10/2020 (Dubai)	174	5	5			
306	IX 1614 24/10/2020 (Sharjah)	174	16	16			
307	IX 1681 24/10/2020 (singapore)	172	4	4			
308	IX 1614 25/10/2020 (Sharjah)	124	8	8			
309	IX 1616 26/10/2020 (Muscat)	54	4	4			
310	IX 1681 26/10/2020 (singapore)	166	9	9			
311	IX 1640 26/10/2020 (Abudhabi)	84	6	6			
<b>Sub Total</b>		<b>48,907</b>	<b>30,931</b>	<b>78</b>	<b>30,662</b>	<b>191</b>	<b>134</b>
<b>Other Airports &amp; Chartered Flight</b>						<b>84</b>	<b>38</b>
<b>Grand Total</b>		<b>1,06,251</b>	<b>84,668</b>	<b>133</b>	<b>84,119</b>	<b>500</b>	<b>425</b>

## Railway Station Surveillance details from 14/05/2020 to 26/10/2020

<b>Total No. of trains</b>	<b>No. of Passengers screened</b>	<b>No. Negative</b>	<b>No. Positive</b>
42	35,374	34,946	428

## Sea port surveillance up to 26-10-2020

<b>S.No</b>	<b>Sea Port</b>	<b>No. of Ships arrived</b>	<b>No. of Passengers screened</b>	<b>No. Positive</b>
1	Chennai	1	161	0
2	Thoothukudi	5	2286	34
<b>Total</b>		<b>6</b>	<b>2447</b>	<b>34</b>