



# Department of Health & Family Welfare Govt. of West Bengal

## WEST BENGAL COVID-19 HEALTH BULLETIN - 2<sup>nd</sup> AUGUST 2020

### Active COVID-19 Cases as on 2<sup>nd</sup> August: 21,108

| S. No | Subject  | Number               |
|-------|--|----------------------|
| 1     | Total COVID-19 Cases till 1 <sup>st</sup> August             | 72,777               |
| 2     | New COVID-19 Cases on 2 <sup>nd</sup> August                 | 2,739                |
| 3     | <b>Total COVID-19 Cases till 2<sup>nd</sup> August (1+2)</b> | <b>75,516</b>        |
| 4     | Total Discharged   | 52,730 (+2,213)      |
| 5     | Total Deaths as on 2 <sup>nd</sup> August*                   | 1,678 (+49)          |
| 6     | <b>Active COVID-19 Cases as on 2<sup>nd</sup> August</b>     | <b>21,108 (+477)</b> |
| 7     | Discharge Rate (4/3)   | 69.83%               |

**Note:** All figures updated till 9AM, 2<sup>nd</sup> August

#Daily increase/decrease with respect to previous day is shown as (+/-)

\*Complete analysis can be referred from **Section X**, (Page no. 5)

| S. No | Subject  | Number          |
|-------|--|-----------------|
| 1     | Samples Tested till 1 <sup>st</sup> August                             | 9,13,465        |
| 2     | Samples Tested on 2 <sup>nd</sup> August                               | 21,072          |
| 3     | <b>Total Number of Samples Tested till 2<sup>nd</sup> August (1+2)</b> | <b>9,34,537</b> |
| 4     | Tests per Million population   | 10,384          |
| 5     | % of Positive Cases out of Samples Tested                              | 8.08%           |
| 6     | Total Testing Laboratories*  | 57              |
| 7     | Testing Laboratories added this week                                   | 1               |
| 8     | Testing Laboratories pending approval                                  | 1               |

\*Detailed breakup of these laboratories is given on **Page 4**

| S. No | Subject  | Number |
|-------|--|--------|
| 1     | Total Number of Hospitals dedicated for treating COVID-19          | 83     |
| 2     | Total Number of Govt. Hospitals dedicated for treating COVID-19    | 28     |
| 3     | Total Number of Pvt. Hospitals requisitioned for treating COVID-19 | 55     |
| 4     | Total Number of earmarked COVID-19 Beds                            | 11,552 |
| 5     | % Occupancy in COVID Beds  | 37.88% |
| 6     | Total ICU Beds in the COVID Hospitals                              | 948    |
| 7     | Total Number of Ventilators in the COVID Hospitals                 | 395    |

| Institutional Quarantine |   |          |
|--------------------------|---|----------|
| 1                        | Total Govt. Quarantine Centres                                | 582      |
| 2                        | Total number of people in Govt. Quarantine Centres            | 3,178    |
| 3                        | Total number of people released from Govt. Quarantine Centres | 1,05,592 |
| Home Quarantine          |   |          |
| 1                        | Total Home Quarantined People                                 | 4,16,937 |
| 2                        | Total number of people currently in Home Quarantine           | 33,479   |
| 3                        | Total number of people released from Home Quarantine Centres  | 3,83,458 |
| Safe Homes               |   |          |
| 1                        | Total Number of Safe Homes                                    | 106      |
| 2                        | Total Number of Beds in Safe Homes                            | 6,908    |
| 3                        | Total Number of Patients in Safe Homes currently              | 1,565    |



# Department of Health & Family Welfare Govt. of West Bengal

## WEST BENGAL COVID-19 HEALTH BULLETIN - 2<sup>nd</sup> AUGUST 2020

V

DISTRICT SNAPSHOT#

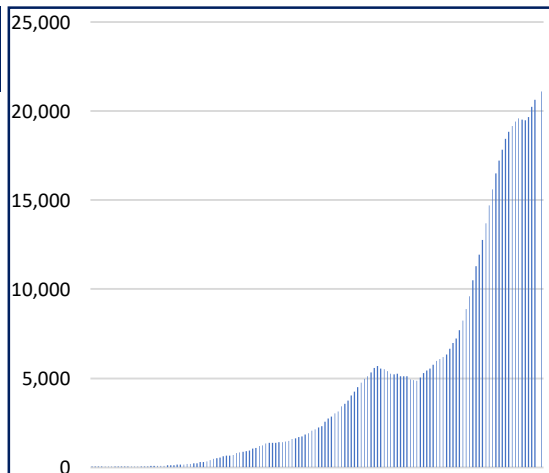
| 1     | 2                 | 3                        | 4                        | 5                    | 6 = 3-4-5              | 7                  |
|-------|-------------------|--------------------------|--------------------------|----------------------|------------------------|--------------------|
| S. No | District          | Total Cases              | Total Discharged         | Total Deaths         | Total Active Cases     | Last Reported Case |
| 1     | Alipurduar        | 425 <sup>+44</sup>       | 263 <sup>+22</sup>       | 2                    | 160 <sup>+22</sup>     | 1-August           |
| 2     | Coochbehar        | 905 <sup>+144</sup>      | 534 <sup>+19</sup>       | 0                    | 371 <sup>+125</sup>    | 1-August           |
| 3     | Darjeeling        | 2,385 <sup>+150</sup>    | 1,673 <sup>+118</sup>    | 23 <sup>+1</sup>     | 689 <sup>+31</sup>     | 1-August           |
| 4     | Kalimpong         | 96 <sup>+3</sup>         | 78 <sup>+4</sup>         | 1                    | 17 <sup>-1</sup>       | 1-August           |
| 5     | Jalpaiguri        | 1,406 <sup>+50</sup>     | 1,080 <sup>+69</sup>     | 12                   | 314 <sup>-19</sup>     | 1-August           |
| 6     | Uttar Dinajpur    | 1,178 <sup>+10</sup>     | 817 <sup>+26</sup>       | 9                    | 352 <sup>-16</sup>     | 1-August           |
| 7     | Dakshin Dinajpur  | 1,303 <sup>+102</sup>    | 966 <sup>+36</sup>       | 7                    | 330 <sup>+66</sup>     | 1-August           |
| 8     | Malda             | 2,498 <sup>+99</sup>     | 2,002 <sup>+33</sup>     | 14 <sup>+2</sup>     | 482 <sup>+64</sup>     | 1-August           |
| 9     | Murshidabad       | 868 <sup>+12</sup>       | 611 <sup>+28</sup>       | 12                   | 245 <sup>-16</sup>     | 1-August           |
| 10    | Nadia             | 1,096 <sup>+40</sup>     | 768 <sup>+66</sup>       | 11                   | 317 <sup>-26</sup>     | 1-August           |
| 11    | Birbhum           | 613 <sup>+24</sup>       | 427 <sup>+6</sup>        | 6                    | 180 <sup>+18</sup>     | 1-August           |
| 12    | Purulia           | 268 <sup>+18</sup>       | 173 <sup>+2</sup>        | 0                    | 95 <sup>+16</sup>      | 1-August           |
| 13    | Bankura           | 779 <sup>+32</sup>       | 517 <sup>+38</sup>       | 0                    | 262 <sup>-6</sup>      | 1-August           |
| 14    | Jhargram          | 32 <sup>+2</sup>         | 28                       | 0                    | 4 <sup>+2</sup>        | 1-August           |
| 15    | Paschim Medinipur | 1,250 <sup>+30</sup>     | 941 <sup>+25</sup>       | 16 <sup>+1</sup>     | 293 <sup>+4</sup>      | 1-August           |
| 16    | Purba Medinipur   | 1,607 <sup>+49</sup>     | 1,229 <sup>+35</sup>     | 15                   | 363 <sup>+14</sup>     | 1-August           |
| 17    | Purba Bardhaman   | 1,045 <sup>+80</sup>     | 600 <sup>+42</sup>       | 4                    | 441 <sup>+38</sup>     | 1-August           |
| 18    | Paschim Bardhaman | 982 <sup>+86</sup>       | 585 <sup>+11</sup>       | 11 <sup>+2</sup>     | 386 <sup>+73</sup>     | 1-August           |
| 19    | Howrah            | 8,257 <sup>+245</sup>    | 6,081 <sup>+242</sup>    | 212 <sup>+7</sup>    | 1,964 <sup>-4</sup>    | 1-August           |
| 20    | Hooghly           | 3,585 <sup>+77</sup>     | 2,642 <sup>+147</sup>    | 62                   | 881 <sup>-70</sup>     | 1-August           |
| 21    | North 24 Parganas | 16,325 <sup>+586</sup>   | 10,908 <sup>+517</sup>   | 368 <sup>+14</sup>   | 5,049 <sup>+55</sup>   | 1-August           |
| 22    | South 24 Parganas | 5,485 <sup>+147</sup>    | 4,078 <sup>+150</sup>    | 91 <sup>+2</sup>     | 1,316 <sup>-5</sup>    | 1-August           |
| 23    | Kolkata           | 23,062 <sup>+709</sup>   | 15,666 <sup>+577</sup>   | 799 <sup>+20</sup>   | 6,597 <sup>+112</sup>  | 1-August           |
| 24    | Other State       | 66                       | 63                       | 3                    | 0                      | 6-Jun              |
| TOTAL |                   | 75,516 <sup>+2,739</sup> | 52,730 <sup>+2,213</sup> | 1,678 <sup>+49</sup> | 21,108 <sup>+477</sup> |                    |

#District Wise data is subject to verification and may change

#Daily increase/decrease with respect to previous day is in superscript as +/- (Eg: <sup>+4</sup>)

VI

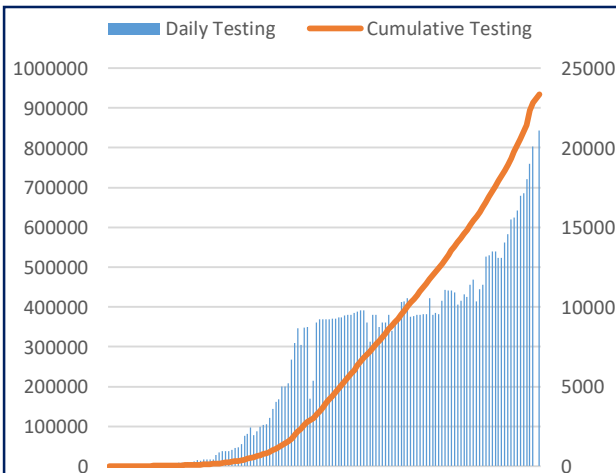
DAILY CUMULATIVE ACTIVE  
COVID-19 CASES



17<sup>th</sup> March to 2<sup>nd</sup> August

VII

SAMPLES TESTED  
(Daily and Cumulative)



17<sup>th</sup> March to 2<sup>nd</sup> August



# Department of Health & Family Welfare Govt. of West Bengal

## WEST BENGAL COVID-19 HEALTH BULLETIN - 2<sup>nd</sup> AUGUST 2020

VIII

UNIT WISE EQUIPMENT SUPPLY (CUMULATIVE)

| S. No.       | Unit Name                    | PPE              | N95/FFP2         | Regular Masks    |                    | Gloves           | Sanitizer<br>(In ltr.) |
|--------------|------------------------------|------------------|------------------|------------------|--------------------|------------------|------------------------|
|              |                              |                  |                  | Reusable<br>Mask | Disposable<br>Mask |                  |                        |
| 1            | Alipurduar                   | 12,800           | 14,650           | 13,400           | 70,400             | 45,700           | 3,242.0                |
| 2            | Bankura                      | 21,250           | 21,200           | 20,800           | 76,050             | 47,200           | 4,848.0                |
| 3            | Birbhum                      | 22,450           | 13,700           | 22,400           | 43,550             | 4,200            | 4,171.0                |
| 4            | Bishnupur HD                 | 9,350            | 16,900           | 41,100           | 73,250             | 64,500           | 4,561.0                |
| 5            | Coochbehar                   | 23,600           | 14,850           | 23,700           | 23,100             | 4,700            | 2,504.0                |
| 6            | Dakshin Dinajpur             | 12,900           | 12,050           | 21,500           | 69,100             | 47,700           | 3,871.0                |
| 7            | Darjeeling                   | 24,750           | 20,650           | 22,900           | 24,200             | 6,700            | 4,098.0                |
| 8            | Diamond Harbour HD           | 24,250           | 14,100           | 23,500           | 60,550             | 37,500           | 2,634.0                |
| 9            | Hooghly                      | 26,870           | 18,250           | 36,000           | 61,200             | 54,600           | 5,641.0                |
| 10           | Howrah                       | 59,950           | 37,000           | 43,780           | 93,050             | 1,15,200         | 4,731.0                |
| 11           | Jalpaiguri                   | 20,800           | 18,600           | 41,400           | 62,000             | 8,700            | 3,663.0                |
| 12           | Jhargram                     | 7,550            | 7,300            | 23,890           | 36,550             | 25,200           | 2,893.0                |
| 13           | Kalimpong                    | 12,150           | 12,800           | 19,000           | 39,550             | 8,200            | 2,870.5                |
| 14           | Malda                        | 16,600           | 15,200           | 26,000           | 58,100             | 59,700           | 5,501.0                |
| 15           | Murshidabad                  | 17,333           | 23,480           | 39,700           | 69,100             | 22,700           | 8,180.0                |
| 16           | Nadia                        | 35,570           | 17,740           | 33,800           | 80,050             | 75,700           | 4,031.0                |
| 17           | North 24 Parganas            | 36,800           | 28,540           | 30,440           | 78,500             | 35,700           | 6,133.5                |
| 18           | Basirhat HD                  | 23,820           | 21,730           | 30,280           | 86,050             | 97,500           | 3,047.0                |
| 19           | Paschim Bardhaman            | 20,650           | 17,400           | 17,580           | 47,000             | 58,400           | 1,257.0                |
| 20           | Paschim Medinipur            | 17,150           | 23,800           | 34,590           | 73,050             | 72,200           | 4,535.0                |
| 21           | Purba Bardhaman              | 29,150           | 22,600           | 23,800           | 71,050             | 71,200           | 5,243.0                |
| 22           | Purba Medinipur              | 25,050           | 15,000           | 30,220           | 16,050             | 11,600           | 1,731.0                |
| 23           | Nandigram HD                 | 9,750            | 15,200           | 28,140           | 78,050             | 53,200           | 5,429.0                |
| 24           | Purulia                      | 28,950           | 17,000           | 42,200           | 79,550             | 60,700           | 5,971.0                |
| 25           | Rampurhat HD                 | 15,650           | 12,900           | 23,800           | 33,550             | 32,500           | 3,587.0                |
| 26           | South 24 Parganas            | 22,250           | 14,800           | 24,900           | 46,050             | 29,200           | 1,741.0                |
| 27           | Uttar Dinajpur               | 28,250           | 21,850           | 37,600           | 64,550             | 37,700           | 3,803.0                |
| 28           | Bankura S MC&H               | 10,000           | 21,150           | 10,200           | 93,000             | 98,500           | 1,060.0                |
| 29           | Coochbehar MC&H              | 9,800            | 8,900            | 14,600           | 33,000             | 47,000           | 1,992.0                |
| 30           | NB MC&H                      | 21,850           | 34,600           | 20,000           | 1,09,200           | 1,01,000         | 4,040.0                |
| 31           | Diamond Harbour MC&H         | 9,300            | 10,500           | 9,600            | 79,000             | 86,500           | 1,798.0                |
| 32           | Malda MC&H                   | 11,800           | 29,300           | 13,100           | 1,10,000           | 1,10,500         | 3,118.0                |
| 33           | Murshidabad MC&H             | 20,130           | 25,950           | 14,600           | 57,500             | 75,500           | 1,490.0                |
| 34           | Bardhaman MC&H               | 15,400           | 19,100           | 17,500           | 85,000             | 90,500           | 2,498.0                |
| 35           | Medinipur MC&H               | 22,700           | 25,300           | 24,100           | 1,17,500           | 79,500           | 5,098.0                |
| 36           | Purulia MC&H                 | 9,800            | 12,200           | 51,600           | 67,000             | 58,500           | 1,998.0                |
| 37           | Rampurhat MC&H               | 14,900           | 13,400           | 17,600           | 26,500             | 32,500           | 6,798.0                |
| 38           | Raiganj MC&H                 | 8,100            | 7,900            | 11,100           | 25,000             | 29,000           | 1,490.0                |
| 39           | JNM MC&H                     | 13,000           | 15,000           | 22,000           | 40,000             | 20,500           | 1,672.0                |
| 40           | Sagar Dutta MC&H             | 18,620           | 20,330           | 17,600           | 68,050             | 84,000           | 3,578.0                |
| 41           | ID & BG Hospital             | 33,050           | 34,800           | 20,600           | 73,100             | 47,500           | 2,671.0                |
| 42           | RG Kar MCH                   | 26,850           | 38,000           | 15,800           | 1,67,050           | 1,72,700         | 4,407.0                |
| 43           | NRS MCH                      | 31,250           | 31,500           | 30,300           | 73,050             | 57,500           | 3,140.0                |
| 44           | IPGMER & SSKMH               | 61,400           | 53,590           | 48,100           | 2,50,550           | 2,44,500         | 6,967.0                |
| 45           | Medical College, Kolkata     | 71,450           | 61,000           | 18,800           | 1,41,050           | 1,92,500         | 4,312.0                |
| 46           | CNMCH                        | 35,350           | 30,300           | 23,150           | 1,04,500           | 30,500           | 2,972.0                |
| 47           | Other Govt Dept/Institutions | 2,38,376         | 2,15,640         | 1,70,008         | 4,61,476           | 5,01,602         | 32,213.3               |
| 48           | Stock in hand-In Transit     | 6,70,493         | 1,60,290         | 4,13,581         | 9,37,432           | 3,29,808         | 29,560.9               |
| <b>TOTAL</b> |                              | <b>19,59,262</b> | <b>13,58,040</b> | <b>17,60,359</b> | <b>47,32,208</b>   | <b>36,78,210</b> | <b>2,32,790.2</b>      |

\*In addition to State supply, local procurement is also done.



# Department of Health & Family Welfare Govt. of West Bengal

## WEST BENGAL COVID-19 HEALTH BULLETIN - 2<sup>nd</sup> AUGUST 2020

IX

DETAILS OF TESTING LABS

| S. No.       | Name of Testing Lab  | Samples Tested  | Method of Testing | Functional WEF  |
|--------------|--|-----------------|-------------------|-----------------|
| 1            | NICED  | 72,854          | RT-PCR            | Since Beginning |
| 2            | SSKM   | 77,147          | RT-PCR            | 17-Mar          |
| 3            | Medinipur MCH  | 69,210          | RT-PCR            | 24-Mar          |
| 4            | North Bengal MCH   | 89,756          | RT-PCR            | 29-Mar          |
| 5            | School of Tropical Medicine                                | 43,576          | RT-PCR            | 1-Apr           |
| 6            | Apollo Hospital  | 9,226           | RT-PCR            | 6-Apr           |
| 7            | Tata Medical Centre  | 7,938           | RT-PCR            | 6-Apr           |
| 8            | Malda MCH  | 48,290          | RT-PCR            | 8-Apr           |
| 9            | Dr. Lal Pathlab  | 74,332          | RT-PCR            | 17-Apr          |
| 10           | Command Hospital   | 7,080           | RT-PCR            | 17-Apr          |
| 11           | CNCI   | 6,594           | RT-PCR            | 22-Apr          |
| 12           | RG Kar MCH   | 62,180          | RT-PCR            | 24-Apr          |
| 13           | SURAKSHA   | 37,858          | RT-PCR            | 24-Apr          |
| 14           | Murshidabad MCH  | 43,687          | RT-PCR            | 26-Apr          |
| 15           | Peerless   | 10,993          | RT-PCR            | 30-Apr          |
| 16           | Burdwan MCH  | 35,293          | RT-PCR            | 6-May           |
| 17           | MCH Kolkata  | 13,550          | RT-PCR            | 8-May           |
| 18           | NRS MCH  | 22,334          | RT-PCR            | 12-May          |
| 19           | Sanaka Hospitals   | 35,275          | RT-PCR            | 12-May          |
| 20           | Medica Hospital  | 28,285          | RT-PCR            | 15-May          |
| 21           | Bankura MCH  | 26,582          | RT-PCR            | 22-May          |
| 22           | Suri DH  | 19,823          | RT-PCR            | 22-May          |
| 23           | Coochbehar GMCH  | 1,989           | RT-PCR            | 6-Jun           |
| 24           | COMJNM Kalyani   | 17,422          | RT-PCR            | 10-Jun          |
| 25           | Desun Hospital   | 940             | RT-PCR            | 17-Jun          |
| 26           | RN Tagore Hospital   | 2,806           | RT-PCR            | 24-Jun          |
| 27           | Raigunj MCH  | 7,844           | RT-PCR            | 26-Jun          |
| 28           | Jagannath Gupta Institute of Medical Sciences              | 498             | RT-PCR            | 6-Jul           |
| 29           | ESI-Postgraduate Institute of Medical Science and Research | 1,135           | RT-PCR            | 16-Jul          |
| 30           | Remedy Lifecare, Kolkata                                   | 385             | RT-PCR            | 21-Jul          |
| 31           | AMRI Salt Lake   | 3,203           | CBNAAT            | 1-May           |
| 32           | CMRI   | 2,394           | CBNAAT            | 13-May          |
| 33           | AMRI Dhakuria  | 6,163           | TRUENAT           | 19-May          |
| 34           | Asansol DH   | 1,102           | TRUENAT           | 19-May          |
| 35           | Jhargram DH  | 583             | TRUENAT           | 19-May          |
| 36           | Rampurhat MCH  | 3,439           | TRUENAT           | 19-May          |
| 37           | CNMCH  | 2,221           | TRUENAT           | 20-May          |
| 38           | Falakata SSH   | 2,184           | TRUENAT           | 20-May          |
| 39           | DH GMCH  | 1,440           | TRUENAT           | 20-May          |
| 40           | Balurghat DH   | 1,400           | TRUENAT           | 22-May          |
| 41           | Serampore DH   | 944             | TRUENAT           | 25-May          |
| 42           | Uluberia SSH   | 702             | TRUENAT           | 27-May          |
| 43           | Jangipur SDH   | 575             | TRUENAT           | 27-May          |
| 44           | Egra SDH   | 324             | TRUENAT           | 27-May          |
| 45           | COMSDH   | 717             | CBNAAT            | 27-May          |
| 46           | MR Bangur Hospital   | 233             | TRUENAT           | 28-May          |
| 47           | Chanchal SDH   | 244             | TRUENAT           | 28-May          |
| 48           | Biswa Bangla Krirangan COVID Hospital                      | 1,239           | TRUENAT           | 31-May          |
| 49           | Purulia Govt. MCH  | 1,237           | TRUENAT           | 3-Jun           |
| 50           | Woodlands  | 692             | CBNAAT            | 11-Jun          |
| 51           | Alipurduar DH  | 1,028           | TRUENAT           | 16-Jun          |
| 52           | SRL Lab  | 1,066           | CBNAAT            | 18-Jun          |
| 53           | Basirhat DH  | 181             | TRUENAT           | 19-Jun          |
| 54           | Anandaloke Sonoscan, Siliguri                              | 346             | TRUENAT           | 27-Jun          |
| 55           | Gangarampur SDH  | 282             | CBNAAT            | 16-Jul          |
| 56           | Contai SDH   | 203             | TRUENAT           | 20-Jul          |
| 57           | ILS Hospital   | 100             | TRUENAT           | 25-Jul          |
| 58           | Antigen Testing Done Within the State                      | 9,764           | -                 | -               |
| 59           | Samples Tested in Labs Outside the State                   | 15,649          | RT-PCR            | -               |
| <b>TOTAL</b> |  | <b>9,34,537</b> |                   |                 |

Note: Average tests per CBNAAT and TRUENAT machines are 32 per day and 16 per day respectively

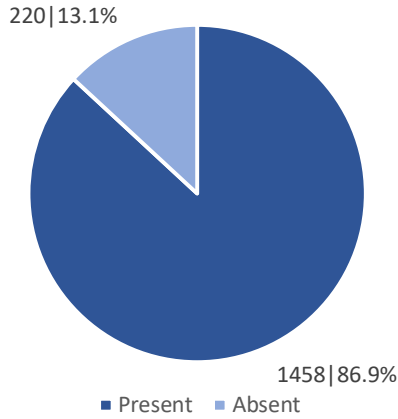


# Department of Health & Family Welfare Govt. of West Bengal

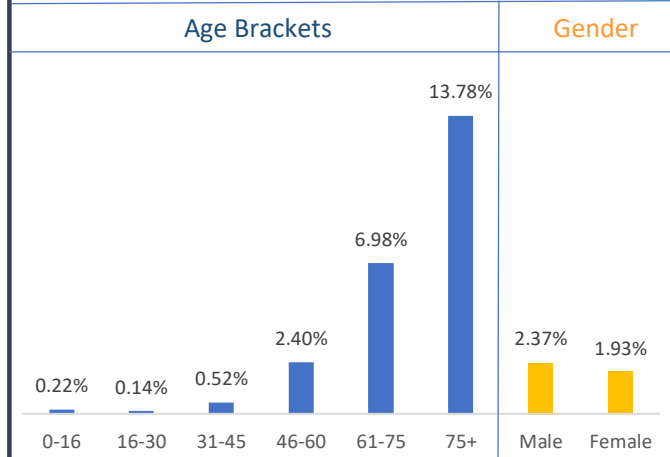
## WEST BENGAL COVID-19 HEALTH BULLETIN - 2<sup>nd</sup> AUGUST 2020

X

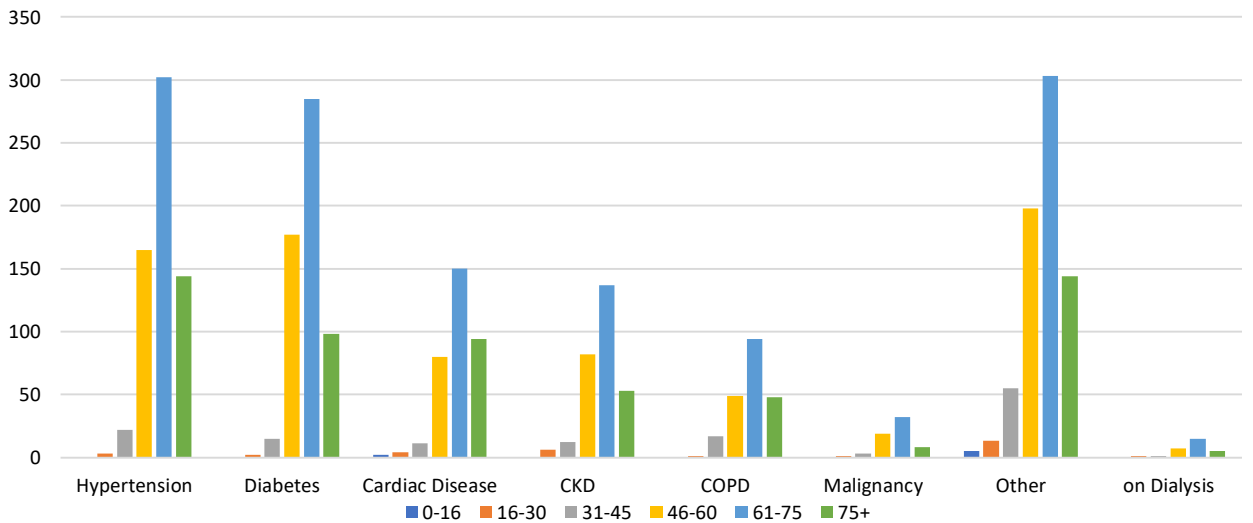
### Comorbidity Status in Deceased Cases (n=1,678)



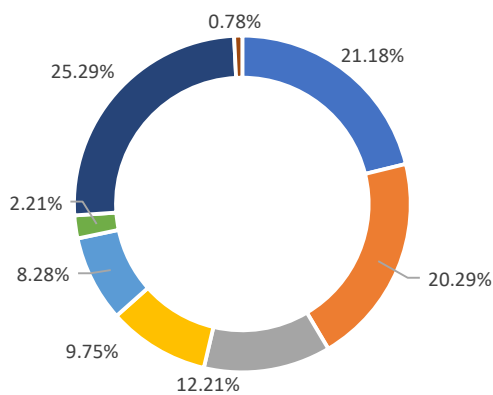
### Fatality Rate in Respective Age Brackets & Gender Group



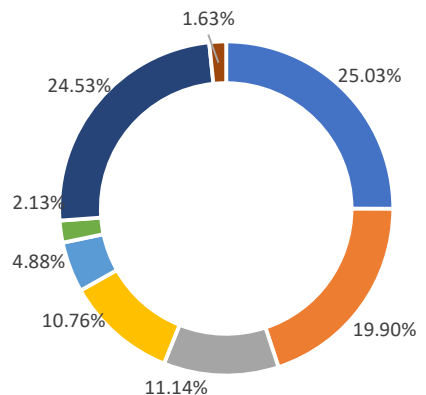
### Age Group Wise Comorbidities Among Deceased



### Share of Comorbidities in Male



### Share of Comorbidities in Female



■ Hypertension ■ Diabetes ■ Cardiac Disease ■ CKD ■ COPD ■ Malignancy ■ Other ■ on Dialysis

FATALITY ANALYSIS



# Department of Health & Family Welfare Govt. of West Bengal

## WEST BENGAL COVID-19 HEALTH BULLETIN - 2<sup>nd</sup> AUGUST 2020

### XI

#### EQUIPMENT SUPPLY

| S. No | Equipment                  | Ordered by State Govt. | Received Yesterday | Total Received by State Govt. | Order Pending |
|-------|----------------------------|------------------------|--------------------|-------------------------------|---------------|
| 1     | PPEs                       | 23.60 L                | 10,000             | 18.88 L                       | 4.72 L        |
| 2     | N95/FFP2 Masks             | 37.50 L                | 13,000             | 12.62 L                       | 27.88 L       |
| 3     | Regular Masks              | 49.50 L                | 20,000             | 44.65 L                       | 4.85 L        |
| 4     | Hand Sanitizers (In Ltrs.) | 2.51 L                 | 1,000              | 2,15,000                      | 36,000        |
| 5     | Gloves                     | 39.50 L                | 15,000             | 33.65 L                       | 5.85 L        |
| 6     | Thermal Guns               | 20,000                 | NIL                | 20,000                        | NIL           |

### XII

#### DEDICATED COVID-19 HELPLINE (24 X 7)

1. Dedicated COVID-19 Helpline : **1800 313 444 222**
2. Direct Telemedicine Line : **033 23576001**
3. Ambulance Service : **033 40902929**
4. COVID Telemedicine App "[Covid Telemedicine WB](#)" on Google Play Store
  - These services include allocation of beds in Govt. hospitals and Safe Homes
  - Telemedicine for citizens at large and those in home isolation
  - Ambulance service includes guidance and provision of Govt. ambulance

#### General Queries

|   |   |  |           |
|---|---|--|-----------|
| 1 | A | Total calls received in last 24 hours            | 3,110     |
|   | B | Total calls received till 1 <sup>st</sup> August | 10,19,654 |

#### Telemedicine

|   |   |  |        |
|---|---|--|--------|
| 2 | A | Total calls received in last 24 hours            | 2,478  |
|   | B | Total calls received till 1 <sup>st</sup> August | 34,996 |

#### Ambulance Services

|   |   |                                       |     |
|---|---|---------------------------------------|-----|
| 3 | A | Total number of Ambulances assigned   | 503 |
|   | B | Total calls received in last 24 hours | 516 |

#### State Government Interventions :

- Treatment is free for all patients in all Government Hospitals
- Govt. has requisitioned private hospitals as COVID hospitals
- Govt. reimburses these hospitals at already notified rates
- Status of availability of beds for COVID positive patients in government and private hospitals is available at Health & FW Department's website: [www.wbhealth.gov.in](http://www.wbhealth.gov.in)
- Safe Homes : An initiative by the Government of West Bengal for care and treatment of asymptomatic/mild symptomatic COVID patients for whom home isolation is not possible /advisable
- As per State Government advisory Satellite Health Facilities are being developed by private hospitals in close vicinity of their hospitals as separate health facility for treatment of asymptomatic/mild symptomatic COVID patients. This intervention is expected to free beds in the hospitals for serious patients.

All the guidelines and orders relating to Covid-19 are posted on [www.wbhealth.gov.in](http://www.wbhealth.gov.in)

You can follow us on :

Facebook at: <https://www.facebook.com/wbdhfw/>

Twitter at: <https://twitter.com/wbdhfw>