



# Department of Health & Family Welfare Govt. of West Bengal

## WEST BENGAL COVID-19 HEALTH BULLETIN - 4<sup>th</sup> AUGUST 2020

### Active COVID-19 Cases as on 4<sup>th</sup> August: 22,315

S. No	Subject	Number
1	Total COVID-19 Cases till 3 <sup>rd</sup> August	78,232
2	New COVID-19 Cases on 4 <sup>th</sup> August	2,752
3	<b>Total COVID-19 Cases till 4<sup>th</sup> August (1+2)</b>	<b>80,984</b>
4	Total Discharged	56,884 (+2,066)
5	Total Deaths as on 4 <sup>th</sup> August*	1,785 (+54)
6	<b>Active COVID-19 Cases as on 4<sup>th</sup> August</b>	<b>22,315 (+632)</b>
7	Discharge Rate (4/3)	70.24%

**Note:** All figures updated till 9AM, 4<sup>th</sup> August

#Daily increase/decrease with respect to previous day is shown as (+/-)

\*Complete analysis can be referred from **Section X**, (Page no. 5)

S. No	Subject	Number
1	Samples Tested till 3 <sup>rd</sup> August	9,56,659
2	Samples Tested on 4 <sup>th</sup> August	22,321
3	<b>Total Number of Samples Tested till 4<sup>th</sup> August (1+2)</b>	<b>9,78,980</b>
4	Tests per Million population	10,878
5	% of Positive Cases out of Samples Tested	8.27%
6	Total Testing Laboratories*	57
7	Testing Laboratories added this week	0
8	Testing Laboratories pending approval	1

\*Detailed breakup of these laboratories is given on **Page 4**

S. No	Subject	Number
1	Total Number of Hospitals dedicated for treating COVID-19	83
2	Total Number of Govt. Hospitals dedicated for treating COVID-19	28
3	Total Number of Pvt. Hospitals requisitioned for treating COVID-19	55
4	Total Number of earmarked COVID-19 Beds	11,560
5	% Occupancy in COVID Beds	38.78%
6	Total ICU Beds in the COVID Hospitals	948
7	Total Number of Ventilators in the COVID Hospitals	395

Institutional Quarantine		
1	Total Govt. Quarantine Centres	582
2	Total number of people in Govt. Quarantine Centres	2,911
3	Total number of people released from Govt. Quarantine Centres	1,05,675
Home Quarantine		
1	Total Home Quarantined People	4,18,530
2	Total number of people currently in Home Quarantine	31,320
3	Total number of people released from Home Quarantine Centres	3,87,210
Safe Homes		
1	Total Number of Safe Homes	106
2	Total Number of Beds in Safe Homes	6,908
3	Total Number of Patients in Safe Homes currently	1,653



# Department of Health & Family Welfare Govt. of West Bengal

## WEST BENGAL COVID-19 HEALTH BULLETIN - 4<sup>th</sup> AUGUST 2020

V

DISTRICT SNAPSHOT#

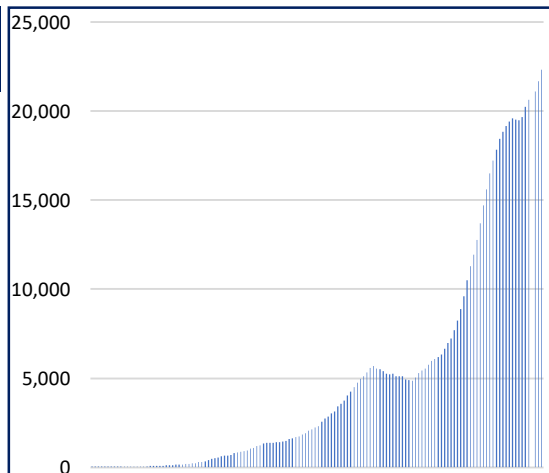
1	2	3	4	5	6 = 3-4-5	7
S. No	District	Total Cases	Total Discharged	Total Deaths	Total Active Cases	Last Reported Case
1	Alipurduar	488 <sup>+45</sup>	276 <sup>+11</sup>	3	209 <sup>+34</sup>	3-August
2	Coochbehar	1,013 <sup>+29</sup>	570 <sup>+13</sup>	0	443 <sup>+16</sup>	3-August
3	Darjeeling	2,589 <sup>+53</sup>	1,821 <sup>+73</sup>	27 <sup>+4</sup>	741 <sup>-24</sup>	3-August
4	Kalimpong	105 <sup>+7</sup>	78	1	26 <sup>+7</sup>	3-August
5	Jalpaiguri	1,546 <sup>+83</sup>	1,154 <sup>+31</sup>	13	379 <sup>+52</sup>	3-August
6	Uttar Dinajpur	1,243 <sup>+7</sup>	997 <sup>+104</sup>	10	236 <sup>-97</sup>	3-August
7	Dakshin Dinajpur	1,416 <sup>+56</sup>	1,002 <sup>+6</sup>	10 <sup>+2</sup>	404 <sup>+48</sup>	3-August
8	Malda	2,606 <sup>+51</sup>	2,067 <sup>+18</sup>	15 <sup>+1</sup>	524 <sup>+32</sup>	3-August
9	Murshidabad	1,012 <sup>+54</sup>	673 <sup>+27</sup>	13 <sup>+1</sup>	326 <sup>+26</sup>	3-August
10	Nadia	1,231 <sup>+69</sup>	854 <sup>+20</sup>	12 <sup>+1</sup>	365 <sup>+48</sup>	3-August
11	Birbhum	727 <sup>+65</sup>	467 <sup>+10</sup>	6	254 <sup>+55</sup>	3-August
12	Purulia	292 <sup>+17</sup>	192 <sup>+3</sup>	0	100 <sup>+14</sup>	3-August
13	Bankura	848 <sup>+17</sup>	594 <sup>+48</sup>	0	254 <sup>-31</sup>	3-August
14	Jhargram	38 <sup>+2</sup>	31 <sup>+3</sup>	0	7 <sup>-1</sup>	3-August
15	Paschim Medinipur	1,316 <sup>+16</sup>	997 <sup>+14</sup>	17 <sup>+1</sup>	302 <sup>+1</sup>	3-August
16	Purba Medinipur	1,825 <sup>+136</sup>	1,297 <sup>+13</sup>	15	513 <sup>+123</sup>	3-August
17	Purba Bardhaman	1,152 <sup>+36</sup>	663 <sup>+21</sup>	5 <sup>+1</sup>	484 <sup>+14</sup>	3-August
18	Paschim Bardhaman	1,216 <sup>+154</sup>	667 <sup>+24</sup>	11	538 <sup>+130</sup>	3-August
19	Howrah	8,632 <sup>+190</sup>	6,394 <sup>+135</sup>	221 <sup>+6</sup>	2,017 <sup>+49</sup>	3-August
20	Hooghly	3,793 <sup>+117</sup>	2,840 <sup>+113</sup>	65 <sup>+2</sup>	888 <sup>+2</sup>	3-August
21	North 24 Parganas	17,431 <sup>+596</sup>	11,834 <sup>+440</sup>	403 <sup>+14</sup>	5,194 <sup>+142</sup>	3-August
22	South 24 Parganas	5,862 <sup>+233</sup>	4,387 <sup>+170</sup>	100 <sup>+6</sup>	1,375 <sup>+57</sup>	3-August
23	Kolkata	24,537 <sup>+719</sup>	16,966 <sup>+769</sup>	835 <sup>+15</sup>	6,736 <sup>-65</sup>	3-August
24	Other State	66	63	3	0	6-Jun
TOTAL		80,984 <sup>+2,752</sup>	56,884 <sup>+2,066</sup>	1,785 <sup>+54</sup>	22,315 <sup>+632</sup>	

#District Wise data is subject to verification and may change

#Daily increase/decrease with respect to previous day is in superscript as +/- (Eg: <sup>+4</sup>)

VI

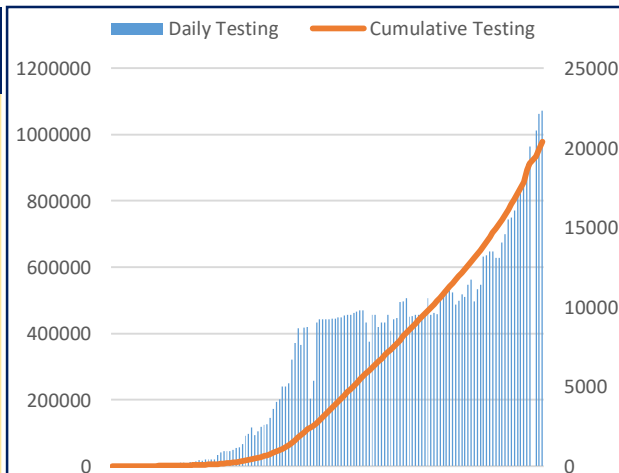
DAILY CUMULATIVE ACTIVE  
COVID-19 CASES



17<sup>th</sup> March to 4<sup>th</sup> August

VII

SAMPLES TESTED  
(Daily and Cumulative)



17<sup>th</sup> March to 4<sup>th</sup> August



# Department of Health & Family Welfare Govt. of West Bengal

## WEST BENGAL COVID-19 HEALTH BULLETIN - 4<sup>th</sup> AUGUST 2020

VIII

UNIT WISE EQUIPMENT SUPPLY (CUMULATIVE)

S. No.	Unit Name	PPE	N95/FFP2	Regular Masks		Gloves	Sanitizer (In ltr.)
				Reusable Mask	Disposable Mask		
1	Alipurduar	12,800	14,650	13,400	70,400	45,700	3,242.0
2	Bankura	21,250	21,200	20,800	76,050	47,200	4,848.0
3	Birbhum	22,450	13,700	22,400	43,550	4,200	4,171.0
4	Bishnupur HD	9,350	16,900	41,100	73,250	64,500	4,561.0
5	Coochbehar	23,600	14,850	23,700	23,100	4,700	2,504.0
6	Dakshin Dinajpur	12,900	12,050	21,500	69,100	47,700	3,871.0
7	Darjeeling	24,750	20,650	22,900	24,200	6,700	4,098.0
8	Diamond Harbour HD	24,250	14,100	23,500	60,550	37,500	2,634.0
9	Hooghly	26,870	18,250	36,000	61,200	54,600	5,641.0
10	Howrah	59,950	37,000	43,780	93,050	1,15,200	4,731.0
11	Jalpaiguri	20,800	18,600	41,400	62,000	8,700	3,663.0
12	Jhargram	7,550	7,300	23,890	36,550	25,200	2,893.0
13	Kalimpong	12,150	12,800	19,000	39,550	8,200	2,870.5
14	Malda	16,600	15,200	26,000	58,100	59,700	5,501.0
15	Murshidabad	17,333	23,480	39,700	69,100	22,700	8,180.0
16	Nadia	35,570	17,740	33,800	80,050	75,700	4,031.0
17	North 24 Parganas	36,800	28,540	30,440	78,500	35,700	6,133.5
18	Basirhat HD	23,820	21,730	30,280	86,050	97,500	3,047.0
19	Paschim Bardhaman	20,650	17,400	17,580	47,000	58,400	1,257.0
20	Paschim Medinipur	17,150	23,800	34,590	73,050	72,200	4,535.0
21	Purba Bardhaman	29,150	22,600	23,800	71,050	71,200	5,243.0
22	Purba Medinipur	25,050	15,000	30,220	16,050	11,600	1,731.0
23	Nandigram HD	9,750	15,200	28,140	78,050	53,200	5,429.0
24	Purulia	28,950	17,000	42,200	79,550	60,700	5,971.0
25	Rampurhat HD	15,650	12,900	23,800	33,550	32,500	3,587.0
26	South 24 Parganas	22,250	14,800	24,900	46,050	29,200	1,741.0
27	Uttar Dinajpur	28,250	21,850	37,600	64,550	37,700	3,803.0
28	Bankura S MC&H	10,000	21,150	10,200	93,000	98,500	1,060.0
29	Coochbehar MC&H	9,800	8,900	14,600	33,000	47,000	1,992.0
30	NB MC&H	21,850	34,600	20,000	1,09,200	1,01,000	4,040.0
31	Diamond Harbour MC&H	9,300	10,500	9,600	79,000	86,500	1,798.0
32	Malda MC&H	11,800	29,300	13,100	1,15,000	1,15,500	3,118.0
33	Murshidabad MC&H	20,130	25,950	14,600	57,500	75,500	1,490.0
34	Bardhaman MC&H	15,400	19,100	17,500	85,000	90,500	2,498.0
35	Medinipur MC&H	22,700	25,300	24,100	1,17,500	79,500	5,098.0
36	Purulia MC&H	9,800	12,200	51,600	67,000	58,500	1,998.0
37	Rampurhat MC&H	14,900	13,400	17,600	26,500	32,500	6,798.0
38	Raiganj MC&H	8,100	7,900	11,100	25,000	29,000	1,490.0
39	JNM MC&H	13,000	15,000	22,000	40,000	20,500	1,672.0
40	Sagar Dutta MC&H	18,620	20,330	17,600	68,050	84,000	3,578.0
41	ID & BG Hospital	33,050	34,800	20,600	73,100	47,500	2,671.0
42	RG Kar MCH	26,850	38,000	15,800	1,67,050	1,72,700	4,407.0
43	NRS MCH	31,250	31,500	30,300	73,050	57,500	3,140.0
44	IPGMER & SSKMH	61,400	53,590	48,100	2,50,550	2,44,500	6,967.0
45	Medical College, Kolkata	71,450	61,000	18,800	1,41,050	1,92,500	4,312.0
46	CNMCH	35,350	30,300	23,150	1,04,500	30,500	2,972.0
47	Other Govt Dept/Institutions	2,38,376	2,15,640	1,70,008	4,61,476	5,01,602	32,213.3
48	Stock in hand-In Transit	6,90,493	1,82,290	4,33,581	9,62,432	3,49,808	31,560.9
<b>TOTAL</b>		<b>19,79,262</b>	<b>13,80,040</b>	<b>17,80,359</b>	<b>47,62,208</b>	<b>37,03,210</b>	<b>2,34,790.2</b>

\*In addition to State supply, local procurement is also done.



# Department of Health & Family Welfare Govt. of West Bengal

## WEST BENGAL COVID-19 HEALTH BULLETIN - 4<sup>th</sup> AUGUST 2020

IX

DETAILS OF TESTING LABS

S. No.	Name of Testing Lab	Samples Tested	Method of Testing	Functional WEF
1	NICED	74,060	RT-PCR	Since Beginning
2	SSKM	79,377	RT-PCR	17-Mar
3	Medinipur MCH	71,448	RT-PCR	24-Mar
4	North Bengal MCH	92,418	RT-PCR	29-Mar
5	School of Tropical Medicine	44,385	RT-PCR	1-Apr
6	Apollo Hospital	9,396	RT-PCR	6-Apr
7	Tata Medical Centre	8,054	RT-PCR	6-Apr
8	Malda MCH	49,302	RT-PCR	8-Apr
9	Dr. Lal Pathlab	75,723	RT-PCR	17-Apr
10	Command Hospital	7,282	RT-PCR	17-Apr
11	CNCI	6,734	RT-PCR	22-Apr
12	RG Kar MCH	64,010	RT-PCR	24-Apr
13	SURAKSHA	38,939	RT-PCR	24-Apr
14	Murshidabad MCH	45,079	RT-PCR	26-Apr
15	Peerless	11,454	RT-PCR	30-Apr
16	Burdwan MCH	36,056	RT-PCR	6-May
17	MCH Kolkata	14,020	RT-PCR	8-May
18	NRS MCH	22,943	RT-PCR	12-May
19	Sanaka Hospitals	36,454	RT-PCR	12-May
20	Medica Hospital	29,623	RT-PCR	15-May
21	Bankura MCH	28,171	RT-PCR	22-May
22	Suri DH	20,648	RT-PCR	22-May
23	Coochbehar GMCH	2,441	RT-PCR	6-Jun
24	COMJNM Kalyani	18,801	RT-PCR	10-Jun
25	Desun Hospital	997	RT-PCR	17-Jun
26	RN Tagore Hospital	2,993	RT-PCR	24-Jun
27	Raigunj MCH	8,035	RT-PCR	26-Jun
28	Jagannath Gupta Institute of Medical Sciences	514	RT-PCR	6-Jul
29	ESI-Postgraduate Institute of Medical Science and Research	1,202	RT-PCR	16-Jul
30	Remedy Lifecare, Kolkata	479	RT-PCR	21-Jul
31	AMRI Salt Lake	3,316	CBNAAT	1-May
32	CMRI	2,469	CBNAAT	13-May
33	AMRI Dhakuria	6,420	TRUENAT	19-May
34	Asansol DH	1,108	TRUENAT	19-May
35	Jhargram DH	598	TRUENAT	19-May
36	Rampurhat MCH	3,890	TRUENAT	19-May
37	CNMCH	2,354	TRUENAT	20-May
38	Falakata SSH	2,184	TRUENAT	20-May
39	DH GMCH	2,069	TRUENAT	20-May
40	Balurghat DH	1,410	TRUENAT	22-May
41	Serampore DH	944	TRUENAT	25-May
42	Uluberia SSH	727	TRUENAT	27-May
43	Jangipur SDH	594	TRUENAT	27-May
44	Egra SDH	324	TRUENAT	27-May
45	COMSDH	717	CBNAAT	27-May
46	MR Bangur Hospital	233	TRUENAT	28-May
47	Chanchal SDH	248	TRUENAT	28-May
48	Biswa Bangla Krirangan COVID Hospital	1,254	TRUENAT	31-May
49	Purulia Govt. MCH	1,466	TRUENAT	3-Jun
50	Woodlands	761	CBNAAT	11-Jun
51	Alipurduar DH	1,032	TRUENAT	16-Jun
52	SRL Lab	1,163	CBNAAT	18-Jun
53	Basirhat DH	182	TRUENAT	19-Jun
54	Anandaloke Sonoscan, Siliguri	362	TRUENAT	27-Jun
55	Gangarampur SDH	304	CBNAAT	16-Jul
56	Contai SDH	223	TRUENAT	20-Jul
57	ILS Hospital	108	TRUENAT	25-Jul
58	Antigen Testing Done Within the State	24,480	-	-
59	Samples Tested in Labs Outside the State	17,002	RT-PCR	-
<b>TOTAL</b>		<b>9,78,980</b>		

Note: Average tests per CBNAAT and TRUENAT machines are 32 per day and 16 per day respectively

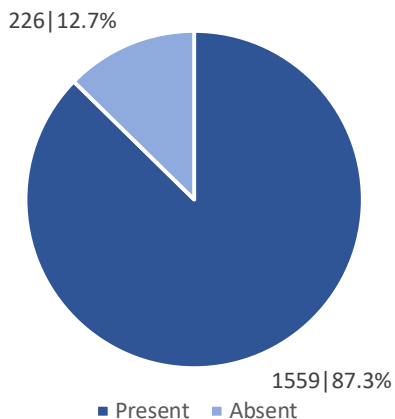


# Department of Health & Family Welfare Govt. of West Bengal

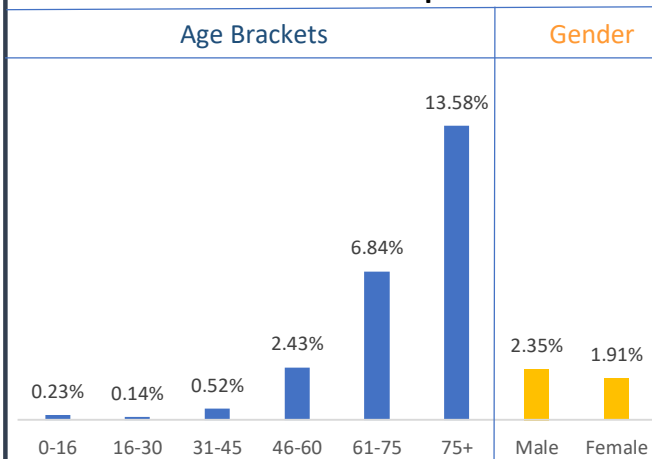
## WEST BENGAL COVID-19 HEALTH BULLETIN - 4<sup>th</sup> AUGUST 2020

X

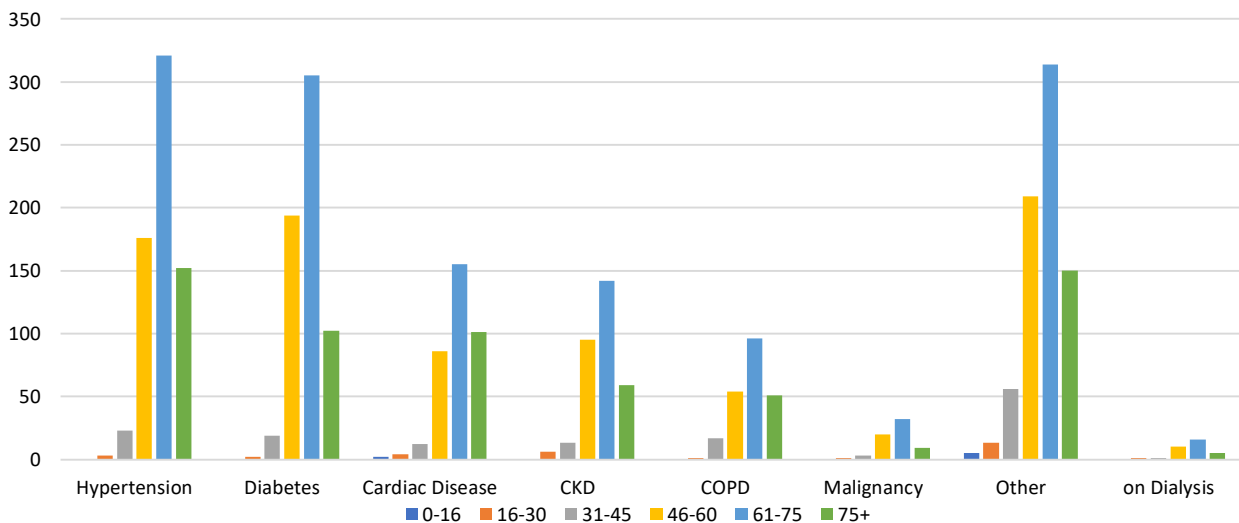
### Comorbidity Status in Deceased Cases (n=1,785)



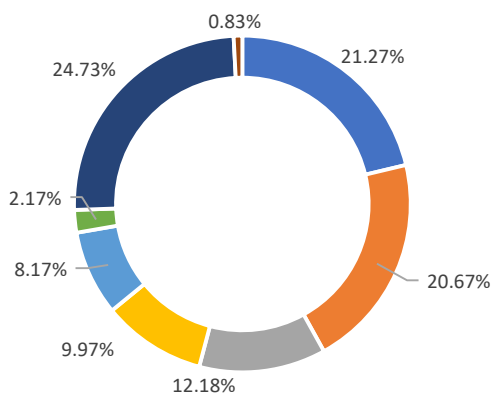
### Fatality Rate in Respective Age Brackets & Gender Group



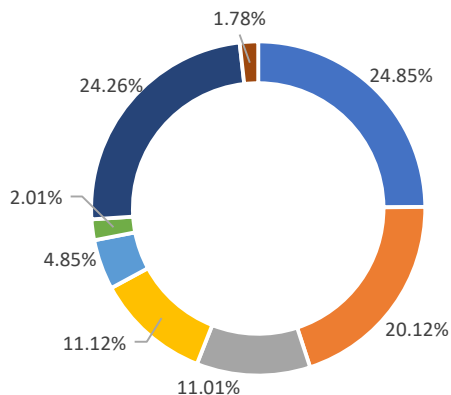
### Age Group Wise Comorbidities Among Deceased



### Share of Comorbidities in Male



### Share of Comorbidities in Female





# Department of Health & Family Welfare Govt. of West Bengal

## WEST BENGAL COVID-19 HEALTH BULLETIN - 4<sup>th</sup> AUGUST 2020

### XI

#### EQUIPMENT SUPPLY

S. No	Equipment	Ordered by State Govt.	Received Yesterday	Total Received by State Govt.	Order Pending
1	PPEs	23.60 L	10,000	19.08 L	4.52 L
2	N95/FFP2 Masks	37.50 L	12,000	12.84 L	24.66 L
3	Regular Masks	49.50 L	25,000	45.15 L	4.35 L
4	Hand Sanitizers (In Ltrs.)	2.51 L	1,000	2,17,000	34,000
5	Gloves	39.50 L	15,000	33.90 L	5.60 L
6	Thermal Guns	20,000	NIL	20,000	NIL

### XII

#### DEDICATED COVID-19 HELPLINE (24 X 7)

1. Dedicated COVID-19 Helpline : **1800 313 444 222**
2. Direct Telemedicine Line : **033 23576001**
3. Ambulance Service : **033 40902929**
4. COVID Telemedicine App "[Covid Telemedicine WB](#)" on Google Play Store
  - These services include allocation of beds in Govt. hospitals and Safe Homes
  - Telemedicine for citizens at large and those in home isolation
  - Ambulance service includes guidance and provision of Govt. ambulance

#### General Queries

1	A	Total calls received in last 24 hours	3,215
	B	Total calls received till 3 <sup>rd</sup> August	10,25,779

#### Telemedicine

2	A	Total calls received in last 24 hours	2,518
	B	Total calls received till 3 <sup>rd</sup> August	40,066

#### Ambulance Services

3	A	Total number of Ambulances assigned	501
	B	Total calls received in last 24 hours	521

#### State Government Interventions :

- Treatment is free for all patients in all Government Hospitals
- Govt. has requisitioned private hospitals as COVID hospitals
- Govt. reimburses these hospitals at already notified rates
- Status of availability of beds for COVID positive patients in government and private hospitals is available at Health & FW Department's website: [www.wbhealth.gov.in](http://www.wbhealth.gov.in)
- Safe Homes : An initiative by the Government of West Bengal for care and treatment of asymptomatic/mild symptomatic COVID patients for whom home isolation is not possible /advisable
- As per State Government advisory Satellite Health Facilities are being developed by private hospitals in close vicinity of their hospitals as separate health facility for treatment of asymptomatic/mild symptomatic COVID patients. This intervention is expected to free beds in the hospitals for serious patients.

All the guidelines and orders relating to Covid-19 are posted on [www.wbhealth.gov.in](http://www.wbhealth.gov.in)

You can follow us on :

Facebook at: <https://www.facebook.com/wbdhfw/>

Twitter at: <https://twitter.com/wbdhfw>