



Department of Health & Family Welfare Govt. of West Bengal

WEST BENGAL COVID-19 HEALTH BULLETIN - 11th AUGUST 2020

Active COVID-19 Cases as on 11th August: 25,846

I

COVID 19 STATUS

S. No	Subject	Number
1	Total COVID-19 Cases till 10 th August	98,459
2	New COVID-19 Cases on 11 th August	2,931
3	Total COVID-19 Cases till 11th August (1+2)	1,01,390
4	Total Discharged	73,395 (+3,067)
5	Total Deaths as on 11 th August*	2,149 (+49)
6	Active COVID-19 Cases as on 11th August	25,846 (-185)
7	Discharge Rate (4/3)	72.39%

Note: All figures updated till 9AM, 11th August

#Daily increase/decrease with respect to previous day is shown as (+/-)

*Complete analysis can be referred from **Section X**, (Page no. 5)

II

TESTING SNAPSHOT

S. No	Subject	Number
1	Samples Tested till 10 th August	11,32,196
2	Samples Tested on 11 th August	27,015
3	Total Number of Samples Tested till 11th August (1+2)	11,59,211
4	Tests per Million population	12,880
5	% of Positive Cases out of Samples Tested	8.75%
6	Total Testing Laboratories*	61
7	Testing Laboratories added this week	4
8	Testing Laboratories pending approval	1

*Detailed breakup of these laboratories is given on **Page 4**

III

INFRASTRUCTURE
DETAILS

S. No	Subject	Number
1	Total Number of Hospitals dedicated for treating COVID-19	83
2	Total Number of Govt. Hospitals dedicated for treating COVID-19	28
3	Total Number of Pvt. Hospitals requisitioned for treating COVID-19	55
4	Total Number of earmarked COVID-19 Beds	11,775
5	% Occupancy in COVID Beds	37.10%
6	Total ICU Beds in the COVID Hospitals	948
7	Total Number of Ventilators in the COVID Hospitals	715

IV

QUARANTINE DETAILS

Institutional Quarantine		
1	Total Govt. Quarantine Centres	582
2	Total number of people in Govt. Quarantine Centres	2,720
3	Total number of people released from Govt. Quarantine Centres	1,06,364
Home Quarantine		
1	Total Home Quarantined People	4,29,216
2	Total number of people currently in Home Quarantine	27,927
3	Total number of people released from Home Quarantine	4,01,289
Safe Homes		
1	Total Number of Safe Homes	109
2	Total Number of Beds in Safe Homes	7,126
3	Total Number of Patients in Safe Homes currently	1,608



Department of Health & Family Welfare Govt. of West Bengal

WEST BENGAL COVID-19 HEALTH BULLETIN - 11th AUGUST 2020

V

DISTRICT SNAPSHOT#

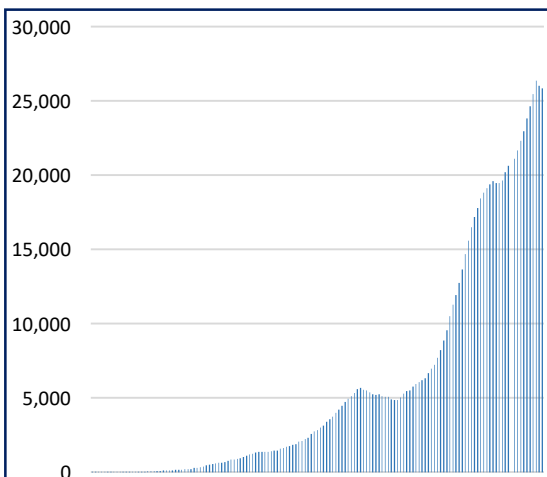
1	2	3	4	5	6 = 3-4-5	7
S. No	District	Total Cases	Total Discharged	Total Deaths	Total Active Cases	Last Reported Case
1	Alipurduar	789 ⁺⁶⁰	471 ⁺⁴⁹	4	314 ⁺¹¹	10-August
2	Coochbehar	1,451 ⁺³⁹	995 ⁺³³	0	456 ⁺⁶	10-August
3	Darjeeling	3,150 ⁺⁴⁰	2,411 ⁺¹⁰⁷	40 ⁺¹	699 ⁻⁶⁸	10-August
4	Kalimpong	188 ⁺⁸	101 ⁺⁷	1	86 ⁺¹	10-August
5	Jalpaiguri	1,889 ⁺⁵⁹	1,469 ⁺⁹⁶	14	406 ⁻³⁷	10-August
6	Uttar Dinajpur	1,426 ⁺³⁰	1,177 ⁺⁴⁵	13	236 ⁻¹⁵	10-August
7	Dakshin Dinajpur	1,900 ⁺⁴⁶	1,373 ⁺⁵⁸	16 ⁺³	511 ⁻¹⁵	10-August
8	Malda	3,287 ⁺¹¹⁷	2,521 ⁺⁴⁸	17	749 ⁺⁶⁹	10-August
9	Murshidabad	1,472 ⁺⁶²	965 ⁺⁵⁵	22 ⁺⁵	485 ⁺²	10-August
10	Nadia	1,814 ⁺¹²⁷	1,157 ⁺⁷⁶	17	640 ⁺⁵¹	10-August
11	Birbhum	1,067 ⁺²⁶	639 ⁺⁵⁰	7	421 ⁻²⁴	10-August
12	Purulia	419 ⁺²⁸	265 ⁺²	0	154 ⁺²⁶	10-August
13	Bankura	1,192 ⁺⁸⁹	828 ⁺¹⁸	0	364 ⁺⁷¹	10-August
14	Jhargram	99 ⁺¹⁵	38	0	61 ⁺¹⁵	10-August
15	Paschim Medinipur	1,696 ⁺⁹⁹	1,256 ⁺²²	20 ⁺¹	420 ⁺⁷⁶	10-August
16	Purba Medinipur	2,881 ⁺¹¹²	1,635 ⁺⁹⁷	20 ⁺¹	1,226 ⁺¹⁴	10-August
17	Purba Bardhaman	1,611 ⁺⁶⁹	1,065 ⁺⁴⁰	8	538 ⁺²⁹	10-August
18	Paschim Bardhaman	1,799 ⁺⁶⁰	1,066 ⁺¹³³	14	719 ⁻⁷³	10-August
19	Howrah	10,100 ⁺¹⁵⁶	7,874 ⁺²⁵⁰	258 ⁺⁵	1,968 ⁻⁹⁹	10-August
20	Hooghly	4,810 ⁺¹¹⁵	3,456 ⁺¹²⁸	76 ⁺³	1,278 ⁻¹⁶	10-August
21	North 24 Parganas	21,690 ⁺⁶⁴³	15,565 ⁺⁶⁵⁸	499 ⁺⁹	5,626 ⁻²⁴	10-August
22	South 24 Parganas	7,409 ⁺²²⁰	5,415 ⁺²¹⁸	120 ⁺³	1,874 ⁻¹	10-August
23	Kolkata	29,185 ⁺⁷¹¹	21,590 ⁺⁸⁷⁷	980 ⁺¹⁸	6,615 ⁻¹⁸⁴	10-August
24	Other State	66	63	3	0	6-June
TOTAL		1,01,390 ^{+2,931}	73,395 ^{+3,067}	2,149 ⁺⁴⁹	25,846 ⁻¹⁸⁵	

#District Wise data is subject to verification and may change

#Daily increase/decrease with respect to previous day is in superscript as +/- (Eg: ⁺⁴)

VI

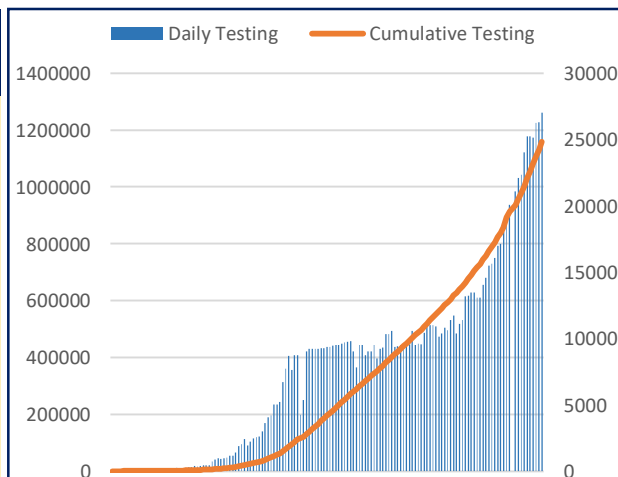
DAILY CUMULATIVE ACTIVE
COVID-19 CASES



17th March to 11th August

VII

SAMPLES TESTED
(Daily and Cumulative)



17th March to 11th August



Department of Health & Family Welfare Govt. of West Bengal

WEST BENGAL COVID-19 HEALTH BULLETIN - 11th AUGUST 2020

VIII

UNIT WISE EQUIPMENT SUPPLY (CUMULATIVE)

S. No.	Unit Name	PPE	N95/FFP2	Regular Masks		Gloves	Sanitizer (In ltr.)
				Reusable Mask	Disposable Mask		
1	Alipurduar	12,800	15,650	13,400	72,400	46,700	3,242.0
2	Bankura	22,250	23,200	20,800	83,050	52,200	5,048.0
3	Birbhum	23,450	15,200	25,400	49,550	6,200	4,271.0
4	Bishnupur HD	9,350	17,900	44,100	76,250	67,500	4,761.0
5	Coochbehar	23,600	15,850	24,700	23,100	4,700	2,704.0
6	Dakshin Dinajpur	12,900	12,550	21,500	73,100	49,700	4,071.0
7	Darjeeling	24,750	22,650	22,900	24,200	6,700	4,098.0
8	Diamond Harbour HD	29,250	16,600	25,500	64,550	38,500	2,734.0
9	Hooghly	29,370	21,250	39,000	73,700	64,600	5,841.0
10	Howrah	71,950	39,000	46,780	1,02,050	1,32,200	4,931.0
11	Jalpaiguri	21,800	20,100	43,400	68,000	10,700	3,863.0
12	Jhargram	7,550	7,300	24,890	36,550	26,200	2,993.0
13	Kalimpong	12,150	12,800	19,000	40,550	8,200	2,870.5
14	Malda	16,600	16,200	26,000	61,100	62,700	5,601.0
15	Murshidabad	18,333	26,480	42,700	69,100	29,700	8,380.0
16	Nadia	42,570	18,740	33,800	84,050	79,200	4,131.0
17	North 24 Parganas	46,300	31,040	31,440	86,000	43,700	6,433.5
18	Basirhat HD	30,320	23,230	31,280	90,550	1,03,500	3,197.0
19	Paschim Bardhaman	21,650	18,400	17,580	48,000	62,400	1,407.0
20	Paschim Medinipur	18,650	26,300	36,590	79,550	79,200	4,835.0
21	Purba Bardhaman	30,150	24,100	23,800	76,050	76,700	5,443.0
22	Purba Medinipur	32,050	17,000	32,220	16,050	12,600	1,731.0
23	Nandigram HD	9,750	16,700	30,140	81,050	55,200	5,629.0
24	Purulia	30,950	18,000	45,200	86,550	67,700	6,171.0
25	Rampurhat HD	16,650	14,900	24,800	36,550	36,500	3,787.0
26	South 24 Parganas	31,250	16,800	26,900	53,050	36,200	1,941.0
27	Uttar Dinajpur	29,750	23,850	37,600	70,050	43,700	3,903.0
28	Bankura S MC&H	10,000	23,150	10,200	97,000	1,04,500	1,060.0
29	Coochbehar MC&H	9,800	9,400	14,600	35,000	51,000	1,992.0
30	NB MC&H	22,850	37,600	20,000	1,14,200	1,07,000	4,190.0
31	Diamond Harbour MC&H	11,300	11,500	9,600	85,000	91,500	1,898.0
32	Malda MC&H	12,800	31,800	13,100	1,26,000	1,25,500	3,318.0
33	Murshidabad MC&H	20,130	28,950	14,600	62,500	80,500	1,590.0
34	Bardhaman MC&H	15,400	20,600	17,500	93,000	95,500	2,698.0
35	Medinipur MC&H	25,700	27,300	24,100	1,27,500	90,500	5,398.0
36	Purulia MC&H	10,300	12,700	51,600	67,500	62,500	2,098.0
37	Rampurhat MC&H	15,400	13,900	17,600	27,000	36,500	6,998.0
38	Raiganj MC&H	8,100	7,900	11,100	25,000	31,500	1,490.0
39	JNM MC&H	13,000	15,000	22,000	40,000	20,500	1,672.0
40	Sagar Dutta MC&H	20,620	23,330	17,600	75,050	92,000	3,778.0
41	ID & BG Hospital	33,050	36,800	20,600	73,100	50,500	2,671.0
42	RG Kar MCH	27,850	41,000	15,800	1,75,050	1,84,700	4,607.0
43	NRS MCH	33,750	34,500	30,300	82,550	72,500	3,140.0
44	IPGMER & SSKMH	63,400	57,590	50,100	2,62,550	2,58,500	7,267.0
45	Medical College, Kolkata	76,450	66,000	18,800	1,56,050	2,12,500	4,612.0
46	CNMCH	36,350	32,300	23,150	1,08,500	34,500	2,972.0
47	Other Govt Dept/Institutions	2,57,476	2,22,755	1,76,608	5,90,426	5,43,002	33,248.3
48	Stock in hand-In Transit	6,49,393	1,87,175	4,69,981	7,09,482	2,09,908	31,075.9
TOTAL		20,49,262	14,73,040	18,60,359	48,57,208	38,58,210	2,41,790.2

*In addition to State supply, local procurement is also done.



Department of Health & Family Welfare Govt. of West Bengal

WEST BENGAL COVID-19 HEALTH BULLETIN - 11th AUGUST 2020

IX

DETAILS OF TESTING LABS

S. No.	Name of Testing Lab	Samples Tested	Method of Testing	Functional WEF
1	NICED	79,110	RT-PCR	Since Beginning
2	SSKM	87,832	RT-PCR	17-Mar
3	Medinipur MCH	79,422	RT-PCR	24-Mar
4	North Bengal MCH	99,753	RT-PCR	29-Mar
5	School of Tropical Medicine	48,839	RT-PCR	1-Apr
6	Apollo Hospital	10,458	RT-PCR	6-Apr
7	Tata Medical Centre	8,582	RT-PCR	6-Apr
8	Malda MCH	55,266	RT-PCR	8-Apr
9	Dr. Lal Pathlab	81,472	RT-PCR	17-Apr
10	Command Hospital	8,182	RT-PCR	17-Apr
11	CNCI	7,278	RT-PCR	22-Apr
12	RG Kar MCH	70,118	RT-PCR	24-Apr
13	SURAKSHA	42,732	RT-PCR	24-Apr
14	Murshidabad MCH	50,299	RT-PCR	26-Apr
15	Peerless	13,280	RT-PCR	30-Apr
16	Burdwan MCH	39,340	RT-PCR	6-May
17	MCH Kolkata	17,232	RT-PCR	8-May
18	NRS MCH	25,607	RT-PCR	12-May
19	Sanaka Hospitals	38,529	RT-PCR	12-May
20	Medica Hospital	34,116	RT-PCR	15-May
21	Bankura MCH	32,821	RT-PCR	22-May
22	Suri DH	24,759	RT-PCR	22-May
23	Coochbehar GMCH	4,487	RT-PCR	6-Jun
24	COMJNM Kalyani	22,317	RT-PCR	10-Jun
25	Desun Hospital	1,139	RT-PCR	17-Jun
26	RN Tagore Hospital	3,672	RT-PCR	24-Jun
27	Raigunj MCH	10,561	RT-PCR	26-Jun
28	Jagannath Gupta Institute of Medical Sciences	650	RT-PCR	6-Jul
29	ESI-Postgraduate Institute of Medical Science and Research	1,371	RT-PCR	16-Jul
30	Remedy Lifecare, Kolkata	885	RT-PCR	21-Jul
31	AMRI Salt Lake	3,689	CBNAAT	1-May
32	CMRI	2,716	CBNAAT	13-May
33	AMRI Dhakuria	7,725	TRUENAT	19-May
34	Asansol DH	1,155	TRUENAT	19-May
35	Jhargram DH	674	TRUENAT	19-May
36	Rampurhat MCH	7,232	TRUENAT	19-May
37	CNMCH	4,022	TRUENAT	20-May
38	Falakata SSH	2,184	TRUENAT	20-May
39	DH GMCH	4,280	TRUENAT	20-May
40	Balurghat DH	1,467	TRUENAT	22-May
41	Serampore DH	962	TRUENAT	25-May
42	Uluberia SSH	808	TRUENAT	27-May
43	Jangipur SDH	653	TRUENAT	27-May
44	Egra SDH	330	TRUENAT	27-May
45	COMSDH	1,875	CBNAAT	27-May
46	MR Bangur Hospital	247	TRUENAT	28-May
47	Chanchal SDH	348	TRUENAT	28-May
48	Biswa Bangla Krirangan COVID Hospital	1,839	TRUENAT	31-May
49	Purulia Govt. MCH	4,168	TRUENAT	3-Jun
50	Woodlands	949	CBNAAT	11-Jun
51	Alipurduar DH	1,049	TRUENAT	16-Jun
52	SRL Lab	1,857	CBNAAT	18-Jun
53	Basirhat DH	197	TRUENAT	19-Jun
54	Anandalohe Sonoscan, Siliguri	421	TRUENAT	27-Jun
55	Gangarampur SDH	367	CBNAAT	16-Jul
56	Contai SDH	286	TRUENAT	20-Jul
57	ILS hospital	187	TRUENAT	25-Jul
58	Uttar Latabari DH	72	TRUENAT	4-Aug
59	Nandigram SSH/DH	103	TRUENAT	4-Aug
60	Panskura Hospital	32	TRUENAT	6-Aug
61	Chittaranjan Seva Sadan Hospital	3	TRUENAT	10-Aug
62	Antigen Test done within the State	84,996	-	-
63	Samples Tested in Labs Outside the State	22,209	RT-PCR	-
TOTAL		11,59,211		

Note: Average tests per CBNAAT and TRUENAT machines are 32 per day and 16 per day respectively

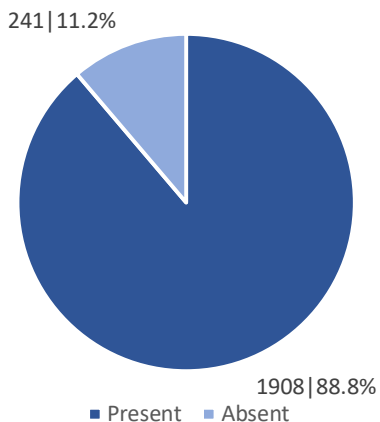


Department of Health & Family Welfare Govt. of West Bengal

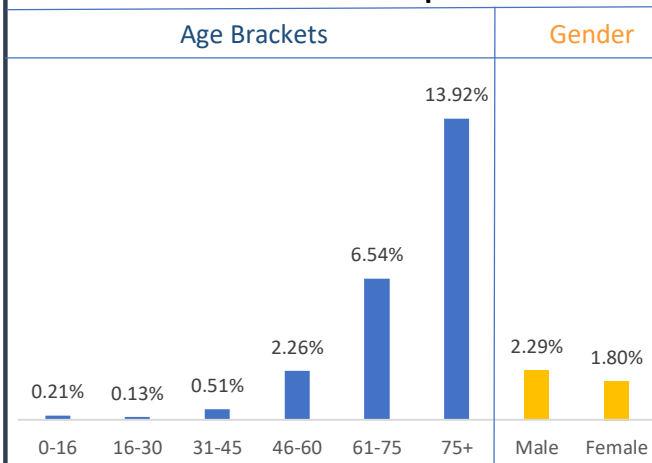
WEST BENGAL COVID-19 HEALTH BULLETIN - 11th AUGUST 2020

X

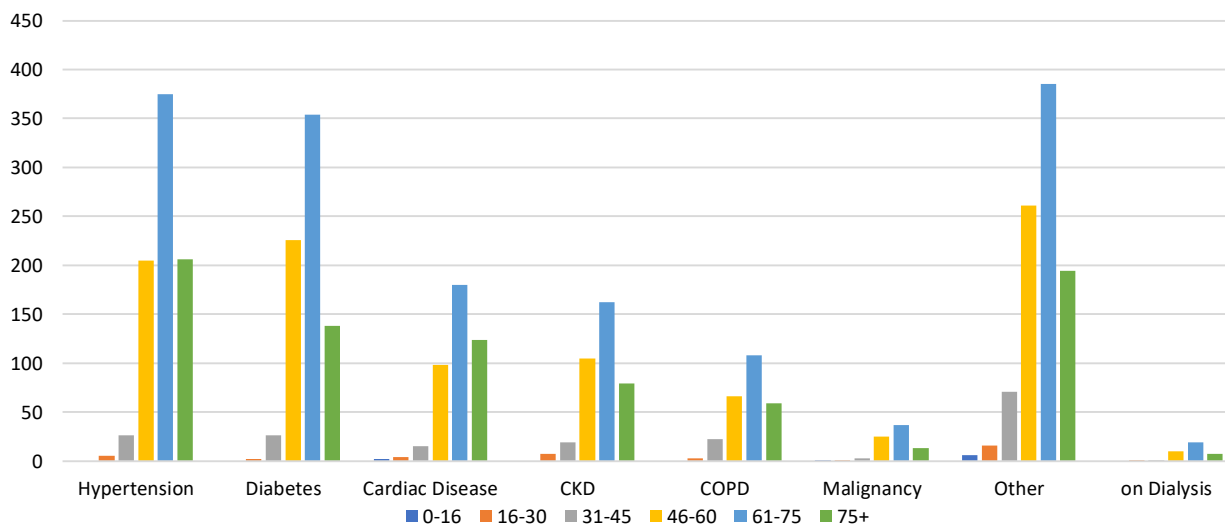
Comorbidity Status in Deceased Cases (n=2,149)



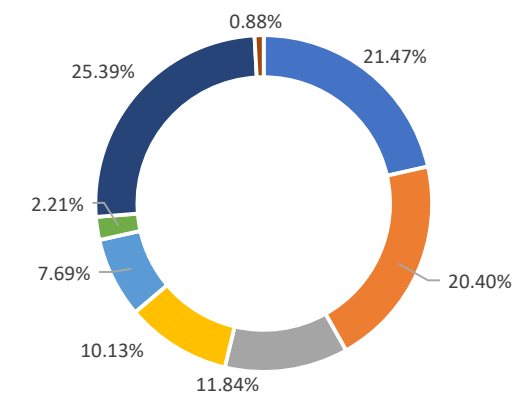
Fatality Rate in Respective Age Brackets & Gender Group



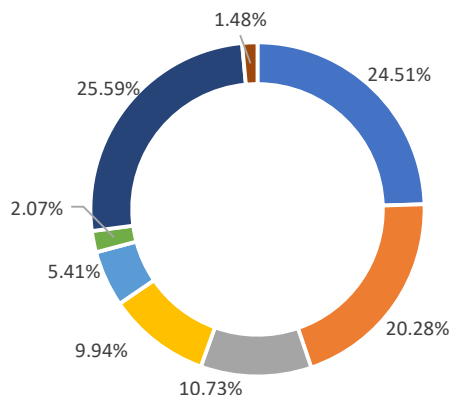
Age Group Wise Comorbidities Among Deceased



Share of Comorbidities in Male



Share of Comorbidities in Female



■ Hypertension ■ Diabetes ■ Cardiac Disease ■ CKD ■ COPD ■ Malignancy ■ Other ■ on Dialysis

FATALITY ANALYSIS



Department of Health & Family Welfare Govt. of West Bengal

7WEST BENGAL COVID-19 HEALTH BULLETIN - 11th AUGUST 2020

XI

EQUIPMENT SUPPLY

S. No	Equipment	Ordered by State Govt.	Received Yesterday	Total Received by State Govt.	Order Pending
1	PPEs	23.60 L	10,000	19.78 L	3.82 L
2	N95/FFP2 Masks	37.50 L	14,000	13.77 L	23.73 L
3	Regular Masks	49.50 L	25,000	46.90 L	2.60 L
4	Hand Sanitizers (In Ltrs.)	2.51 L	1,000	2,24,000	27,000
5	Gloves	39.50 L	20,000	35.45 L	4.05 L
6	Thermal Guns	20,000	NIL	20,000	NIL

XII

DEDICATED COVID-19 HELPLINE (24 X 7)

1. Dedicated COVID-19 Helpline : **1800 313 444 222**
2. Direct Telemedicine Line : **033 23576001**
3. Ambulance Service : **033 40902929**
4. COVID Telemedicine App "[Covid Telemedicine WB](#)" on Google Play Store
 - These services include allocation of beds in Govt. hospitals and Safe Homes
 - Telemedicine for citizens at large and those in home isolation
 - Ambulance service includes guidance and provision of Govt. ambulance
5. Tele-Psychological counselling services have started since August 1st, 2020.

General Queries			
1	A	Total Queries addressed in last 24 hours	4,519
	B	Total Queries addressed till 10 th August	10,52,971
Telemedicine			
2	A	Total consultations given in last 24 hours	3,318
	B	Total consultations given till 10 th August	59,539
Ambulance Services			
3	A	Ambulances assigned in last 24 hours	535
	B	Total calls received in last 24 hours	559
Tele-Psychological Counselling			
4	A	Counselling given in last 24 hours	1,710
	B	Counselling given till 10 th August	11,474

State Government Interventions :

- Status of availability of beds for COVID positive patients in government and private hospitals is available at Health & FW Department's website: www.wbhealth.gov.in
- Safe Homes : An initiative by the Government of West Bengal for care and treatment of asymptomatic/mild symptomatic COVID patients for whom home isolation is not possible /advisable
- As per State Government advisory Satellite Health Facilities are being developed by private hospitals in close vicinity of their hospitals as separate health facility for treatment of asymptomatic/mild symptomatic COVID patients. This intervention is expected to free beds in the hospitals for serious patients.

All the guidelines and orders relating to Covid-19 are posted on www.wbhealth.gov.in

You can follow us on :

Facebook at: <https://www.facebook.com/wbdhfw/>

Twitter at: <https://twitter.com/wbdhfw>