



Department of Health & Family Welfare Govt. of West Bengal

WEST BENGAL COVID-19 HEALTH BULLETIN - 26th JULY 2020

Active COVID-19 Cases as on 26th July: 19,595

| S. No | Subject | Number |
|-------|---|----------------------|
| 1 | Total COVID-19 Cases till 25 th July | 56,377 |
| 2 | New COVID-19 Cases on 26 th July | 2,341 |
| 3 | Total COVID-19 Cases till 26th July (1+2) | 58,718 |
| 4 | Total Discharged | 37,751 (+2,097) |
| 5 | Total Deaths as on 26 th July* | 1,372 (+40) |
| 6 | Active COVID-19 Cases as on 26th July | 19,595 (+204) |
| 7 | Discharge Rate (4/3) | 64.29% |

Note: All figures updated till 9AM, 26th July

#Daily increase/decrease with respect to previous day is shown as (+/-)

*Complete analysis can be referred from **Section X**, (Page no. 5)

| S. No | Subject | Number |
|-------|---|-----------------|
| 1 | Samples Tested till 25 th July | 7,89,140 |
| 2 | Samples Tested on 26 th July | 16,045 |
| 3 | Total Number of Samples Tested till 26th July (1+2) | 8,05,185 |
| 4 | Tests per Million population | 8,947 |
| 5 | % of Positive Cases out of Samples Tested | 7.29% |
| 6 | Total Testing Laboratories* | 56 |
| 7 | Testing Laboratories added this week | 2 |
| 8 | Testing Laboratories pending approval | 1 |

*Detailed breakup of these laboratories is given on **Page 4**

| S. No | Subject | Number |
|-------|--|--------|
| 1 | Total Number of Hospitals dedicated for treating COVID-19 | 81 |
| 2 | Total Number of Govt. Hospitals dedicated for treating COVID-19 | 27 |
| 3 | Total Number of Pvt. Hospitals requisitioned for treating COVID-19 | 54 |
| 4 | Total Number of earmarked COVID-19 Beds | 11,239 |
| 5 | % Occupancy in COVID Beds | 42.32% |
| 6 | Total ICU Beds in the COVID Hospitals | 948 |
| 7 | Total Number of Ventilators in the COVID Hospitals | 395 |

| Institutional Quarantine | | |
|--------------------------|---|----------|
| 1 | Total Govt. Quarantine Centres | 582 |
| 2 | Total number of people in Govt. Quarantine Centres | 3,470 |
| 3 | Total number of people released from Govt. Quarantine Centres | 1,04,468 |
| Home Quarantine | | |
| 1 | Total Home Quarantined People | 3,98,012 |
| 2 | Total number of people currently in Home Quarantine | 34,291 |
| 3 | Total number of people released from Home Quarantine Centres | 3,63,721 |
| Safe Homes | | |
| 1 | Total Number of Safe Homes | 106 |
| 2 | Total Number of Beds in Safe Homes | 6,908 |
| 3 | Total Number of Patients in Safe Homes currently | 1,413 |



Department of Health & Family Welfare Govt. of West Bengal

WEST BENGAL COVID-19 HEALTH BULLETIN - 26th JULY 2020

V

DISTRICT SNAPSHOT#

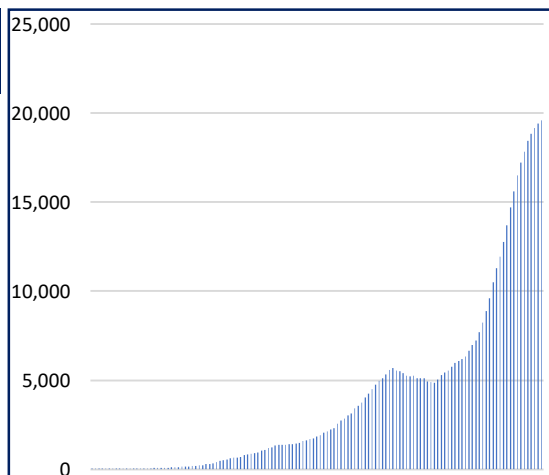
| 1 | 2 | 3 | 4 | 5 | 6 = 3-4-5 | 7 |
|-------|-------------------|--------------------------|--------------------------|----------------------|------------------------|--------------------|
| S. No | District | Total Cases | Total Discharged | Total Deaths | Total Active Cases | Last Reported Case |
| 1 | Alipurduar | 267 ⁺²³ | 216 ⁺⁵ | 1 | 50 ⁺¹⁸ | 25-July |
| 2 | Coochbehar | 551 ⁺¹² | 400 ⁺⁶ | 1 | 150 ⁺⁶ | 25-July |
| 3 | Darjeeling | 1,805 ⁺¹²³ | 1,224 ⁺¹⁰¹ | 17 ⁺² | 564 ⁺²⁰ | 25-July |
| 4 | Kalimpong | 82 ⁺⁵ | 63 ⁺⁵ | 1 | 18 | 25-July |
| 5 | Jalpaiguri | 1,140 ⁺⁶⁸ | 734 ⁺⁸⁵ | 9 | 397 ⁻¹⁷ | 25-July |
| 6 | Uttar Dinajpur | 863 ⁺²³ | 533 ⁺³⁵ | 6 ⁺¹ | 324 ⁻¹³ | 25-July |
| 7 | Dakshin Dinajpur | 999 ⁺³⁷ | 767 ⁺¹³⁹ | 5 | 227 ⁻¹⁰² | 25-July |
| 8 | Malda | 2,053 ⁺³⁶ | 1,674 ⁺⁸⁶ | 9 | 370 ⁻⁵⁰ | 25-July |
| 9 | Murshidabad | 645 ⁺²⁷ | 455 ⁺³⁴ | 7 | 183 ⁻⁷ | 25-July |
| 10 | Nadia | 808 ⁺⁶⁴ | 528 ⁺¹⁰ | 9 | 271 ⁺⁵⁴ | 25-July |
| 11 | Birbhum | 456 ⁺¹⁹ | 349 | 4 | 103 ⁺¹⁹ | 25-July |
| 12 | Purulia | 174 ⁺² | 122 ⁺² | 0 | 52 | 25-July |
| 13 | Bankura | 527 ⁺³⁹ | 370 ⁺¹⁰ | 0 | 157 ⁺²⁹ | 25-July |
| 14 | Jhargram | 28 | 28 | 0 | 0 | 15-July |
| 15 | Paschim Medinipur | 990 ⁺²⁴ | 694 ⁺⁴⁵ | 13 | 283 ⁻²¹ | 25-July |
| 16 | Purba Medinipur | 1,305 ⁺³⁷ | 736 ⁺²⁶ | 11 | 558 ⁺¹¹ | 25-July |
| 17 | Purba Bardhaman | 633 ⁺⁴⁵ | 373 ⁺⁵⁹ | 4 | 256 ⁻¹⁴ | 25-July |
| 18 | Paschim Bardhaman | 645 ⁺¹⁶ | 305 ⁺¹⁵ | 8 | 332 ⁺¹ | 25-July |
| 19 | Howrah | 6,753 ⁺²⁹¹ | 4,564 ⁺¹⁴⁶ | 178 ⁺⁹ | 2,011 ⁺¹³⁶ | 25-July |
| 20 | Hooghly | 2,877 ⁺¹²⁷ | 1,872 ⁺¹³⁶ | 53 ⁺² | 952 ⁻¹¹ | 25-July |
| 21 | North 24 Parganas | 12,408 ⁺⁵⁴² | 7,432 ⁺⁵³⁰ | 274 ⁺⁵ | 4,702 ⁺⁷ | 25-July |
| 22 | South 24 Parganas | 4,442 ⁺¹³³ | 2,900 ⁺¹⁰⁹ | 73 ⁺⁴ | 1,469 ⁺²⁰ | 25-July |
| 23 | Kolkata | 18,201 ⁺⁶⁴⁸ | 11,349 ⁺⁵¹³ | 686 ⁺¹⁷ | 6,166 ⁺¹¹⁸ | 25-July |
| 24 | Other State | 66 | 63 | 3 | 0 | 6-Jun |
| TOTAL | | 58,718 ^{+2,341} | 37,751 ^{+2,097} | 1,372 ⁺⁴⁰ | 19,595 ⁺²⁰⁴ | |

#District Wise data is subject to verification and may change

#Daily increase/decrease with respect to previous day is in superscript as +/- (Eg: ⁺⁴)

VI

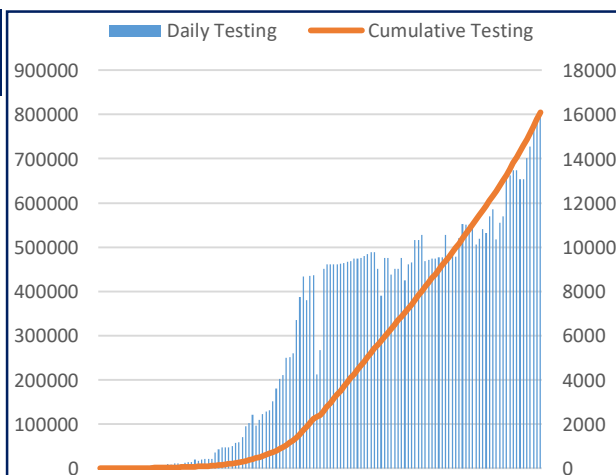
DAILY CUMULATIVE ACTIVE
COVID-19 CASES



17th March to 26th July

VII

SAMPLES TESTED
(Daily and Cumulative)



17th March to 26th July



Department of Health & Family Welfare Govt. of West Bengal

WEST BENGAL COVID-19 HEALTH BULLETIN - 26th JULY 2020

VIII

UNIT WISE EQUIPMENT SUPPLY (CUMULATIVE)

| S. No. | Unit Name | PPE | N95/FFP2 | Regular Masks | | Gloves | Sanitizer (In ltr.) |
|--------------|------------------------------|------------------|------------------|------------------|--------------------|------------------|------------------------|
| | | | | Reusable Mask | Disposable Mask | | |
| 1 | Alipurduar | 11,800 | 13,650 | 13,400 | 68,400 | 44,700 | 3,142.0 |
| 2 | Bankura | 20,250 | 19,700 | 20,800 | 72,050 | 44,200 | 4,548.0 |
| 3 | Birbhum | 21,450 | 13,200 | 22,400 | 42,550 | 4,200 | 4,071.0 |
| 4 | Bishnupur HD | 8,350 | 15,900 | 38,100 | 70,750 | 62,500 | 4,261.0 |
| 5 | Coochbehar | 22,100 | 13,850 | 22,700 | 23,100 | 4,700 | 2,304.0 |
| 6 | Dakshin Dinajpur | 11,900 | 11,050 | 21,500 | 66,100 | 45,700 | 3,671.0 |
| 7 | Darjeeling | 23,250 | 19,650 | 22,900 | 24,200 | 6,700 | 4,098.0 |
| 8 | Diamond Harbour HD | 23,250 | 13,100 | 23,500 | 58,550 | 33,500 | 2,534.0 |
| 9 | Hooghly | 23,870 | 16,750 | 33,000 | 57,200 | 50,600 | 5,241.0 |
| 10 | Howrah | 56,950 | 35,500 | 40,780 | 87,050 | 1,08,200 | 4,531.0 |
| 11 | Jalpaiguri | 19,800 | 17,600 | 39,400 | 60,000 | 8,700 | 3,563.0 |
| 12 | Jhargram | 7,550 | 6,800 | 21,890 | 36,550 | 23,200 | 2,793.0 |
| 13 | Kalimpong | 11,650 | 12,300 | 19,000 | 39,550 | 8,200 | 2,870.5 |
| 14 | Malda | 16,100 | 14,700 | 26,000 | 55,100 | 57,700 | 5,401.0 |
| 15 | Murshidabad | 15,833 | 21,980 | 36,700 | 67,100 | 20,700 | 8,180.0 |
| 16 | Nadia | 34,570 | 16,740 | 33,800 | 77,050 | 72,200 | 3,931.0 |
| 17 | North 24 Parganas | 33,800 | 25,540 | 30,440 | 73,500 | 35,700 | 5,733.5 |
| 18 | Basirhat HD | 22,820 | 20,730 | 29,280 | 82,050 | 93,500 | 2,897.0 |
| 19 | Paschim Bardhaman | 20,150 | 15,900 | 17,580 | 42,000 | 55,400 | 1,257.0 |
| 20 | Paschim Medinipur | 14,150 | 20,800 | 30,590 | 63,050 | 64,200 | 4,035.0 |
| 21 | Purba Bardhaman | 26,150 | 19,100 | 23,800 | 65,050 | 64,200 | 4,843.0 |
| 22 | Purba Medinipur | 24,050 | 14,500 | 28,220 | 15,050 | 10,600 | 1,731.0 |
| 23 | Nandigram HD | 9,750 | 14,700 | 26,140 | 75,050 | 51,200 | 5,429.0 |
| 24 | Purulia | 26,950 | 16,000 | 41,200 | 75,550 | 57,700 | 5,771.0 |
| 25 | Rampurhat HD | 14,650 | 11,900 | 22,800 | 31,550 | 30,500 | 3,187.0 |
| 26 | South 24 Parganas | 19,750 | 14,800 | 22,900 | 44,050 | 24,200 | 1,641.0 |
| 27 | Uttar Dinajpur | 27,250 | 20,350 | 37,600 | 61,550 | 32,700 | 3,703.0 |
| 28 | Bankura S MC&H | 9,500 | 20,150 | 10,200 | 87,000 | 92,500 | 1,060.0 |
| 29 | Coochbehar MC&H | 9,800 | 7,900 | 13,600 | 31,000 | 43,000 | 1,992.0 |
| 30 | NB MC&H | 20,350 | 32,600 | 19,000 | 1,02,200 | 95,000 | 3,890.0 |
| 31 | Diamond Harbour MC&H | 8,800 | 10,000 | 9,600 | 74,000 | 82,500 | 1,698.0 |
| 32 | Malda MC&H | 11,300 | 28,300 | 12,100 | 1,08,000 | 1,08,500 | 2,918.0 |
| 33 | Murshidabad MC&H | 18,630 | 24,450 | 13,600 | 52,500 | 70,500 | 1,490.0 |
| 34 | Bardhaman MC&H | 14,400 | 17,600 | 17,500 | 83,000 | 85,500 | 2,298.0 |
| 35 | Medinipur MC&H | 20,700 | 23,300 | 24,100 | 1,11,500 | 74,500 | 4,798.0 |
| 36 | Purulia MC&H | 8,800 | 11,700 | 51,600 | 67,000 | 56,500 | 1,898.0 |
| 37 | Rampurhat MC&H | 14,400 | 12,900 | 16,600 | 26,500 | 29,500 | 6,398.0 |
| 38 | Raiganj MC&H | 7,600 | 7,400 | 10,100 | 25,000 | 26,500 | 1,190.0 |
| 39 | JNM MC&H | 11,500 | 12,500 | 17,000 | 35,000 | 15,500 | 1,272.0 |
| 40 | Sagar Dutta MC&H | 18,620 | 18,330 | 17,600 | 66,050 | 81,500 | 3,378.0 |
| 41 | ID & BG Hospital | 33,050 | 32,800 | 18,600 | 69,100 | 44,500 | 2,671.0 |
| 42 | RG Kar MCH | 25,850 | 34,000 | 15,800 | 1,57,050 | 1,62,700 | 4,207.0 |
| 43 | NRS MCH | 30,250 | 27,500 | 27,300 | 68,050 | 47,500 | 3,140.0 |
| 44 | IPGMER & SSKMH | 59,400 | 49,590 | 46,100 | 2,40,550 | 2,34,500 | 6,567.0 |
| 45 | Medical College, Kolkata | 66,450 | 56,000 | 18,800 | 1,31,050 | 1,82,500 | 3,912.0 |
| 46 | CNMCH | 34,350 | 27,800 | 21,150 | 1,01,500 | 26,500 | 2,972.0 |
| 47 | Other Govt Dept/Institutions | 2,21,826 | 1,99,090 | 1,60,508 | 4,33,426 | 4,72,502 | 30,453.3 |
| 48 | Stock in hand-In Transit | 6,75,543 | 1,58,340 | 3,88,081 | 10,38,982 | 3,85,408 | 32,220.9 |
| TOTAL | | 18,89,262 | 12,69,040 | 16,75,359 | 46,42,208 | 35,33,210 | 2,25,790.2 |

*In addition to State supply, local procurement is also done.



Department of Health & Family Welfare Govt. of West Bengal

WEST BENGAL COVID-19 HEALTH BULLETIN - 26th JULY 2020

IX

DETAILS OF TESTING LABS

| S. No. | Name of Testing Lab | Samples Tested | Method of Testing | Functional WEF |
|--------------|--|-----------------|-------------------|-----------------|
| 1 | NICED | 66,725 | RT-PCR | Since Beginning |
| 2 | SSKM | 69,991 | RT-PCR | 17-Mar |
| 3 | Medinipur MCH | 60,375 | RT-PCR | 24-Mar |
| 4 | North Bengal MCH | 77,527 | RT-PCR | 29-Mar |
| 5 | School of Tropical Medicine | 38,325 | RT-PCR | 1-Apr |
| 6 | Apollo Hospital | 8,361 | RT-PCR | 6-Apr |
| 7 | Tata Medical Centre | 7,258 | RT-PCR | 6-Apr |
| 8 | Malda MCH | 44,949 | RT-PCR | 8-Apr |
| 9 | Dr. Lal Pathlab | 68,337 | RT-PCR | 17-Apr |
| 10 | Command Hospital | 6,294 | RT-PCR | 17-Apr |
| 11 | CNCI | 5,923 | RT-PCR | 22-Apr |
| 12 | RG Kar MCH | 56,542 | RT-PCR | 24-Apr |
| 13 | SURAKSHA | 33,949 | RT-PCR | 24-Apr |
| 14 | Murshidabad MCH | 38,265 | RT-PCR | 26-Apr |
| 15 | Peerless | 9,071 | RT-PCR | 30-Apr |
| 16 | Burdwan MCH | 31,357 | RT-PCR | 6-May |
| 17 | MCH Kolkata | 10,577 | RT-PCR | 8-May |
| 18 | NRS MCH | 18,803 | RT-PCR | 12-May |
| 19 | Sanaka Hospitals | 32,293 | RT-PCR | 12-May |
| 20 | Medica Hospital | 22,759 | RT-PCR | 15-May |
| 21 | Bankura MCH | 21,464 | RT-PCR | 22-May |
| 22 | Suri DH | 16,169 | RT-PCR | 22-May |
| 23 | Coochbehar GMCH | 466 | RT-PCR | 6-Jun |
| 24 | COMJNM Kalyani | 13,849 | RT-PCR | 10-Jun |
| 25 | Desun Hospital | 735 | RT-PCR | 17-Jun |
| 26 | RN Tagore Hospital | 2,214 | RT-PCR | 24-Jun |
| 27 | Raigunj MCH | 5,777 | RT-PCR | 26-Jun |
| 28 | Jagannath Gupta Institute of Medical Sciences | 334 | RT-PCR | 6-Jul |
| 29 | ESI-Postgraduate Institute of Medical Science and Research | 843 | RT-PCR | 16-Jul |
| 30 | Remedy Lifecare, Kolkata | 164 | RT-PCR | 21-Jul |
| 31 | AMRI Salt Lake | 2,776 | CBNAAT | 1-May |
| 32 | CMRI | 2,058 | CBNAAT | 13-May |
| 33 | AMRI Dhakuria | 4,846 | TRUENAT | 19-May |
| 34 | Asansol DH | 1,022 | TRUENAT | 19-May |
| 35 | Jhargram DH | 519 | TRUENAT | 19-May |
| 36 | Rampurhat MCH | 1,151 | TRUENAT | 19-May |
| 37 | CNMCH | 1,291 | TRUENAT | 20-May |
| 38 | Falakata SSH | 1,974 | TRUENAT | 20-May |
| 39 | DH GMCH | 510 | TRUENAT | 20-May |
| 40 | Balurghat DH | 1,291 | TRUENAT | 22-May |
| 41 | Serampore DH | 837 | TRUENAT | 25-May |
| 42 | Uluberia SSH | 614 | TRUENAT | 27-May |
| 43 | Jangipur SDH | 489 | TRUENAT | 27-May |
| 44 | Egra SDH | 305 | TRUENAT | 27-May |
| 45 | COMSDH | 306 | CBNAAT | 27-May |
| 46 | MR Bangur Hospital | 209 | TRUENAT | 28-May |
| 47 | Chanchal SDH | 241 | TRUENAT | 28-May |
| 48 | Biswa Bangla Krirangan COVID Hospital | 1,038 | TRUENAT | 31-May |
| 49 | Purulia Govt. MCH | 865 | TRUENAT | 3-Jun |
| 50 | Woodlands | 495 | CBNAAT | 11-Jun |
| 51 | Alipurduar DH | 932 | TRUENAT | 16-Jun |
| 52 | SRL Lab | 458 | CBNAAT | 18-Jun |
| 53 | Basirhat DH | 142 | TRUENAT | 19-Jun |
| 54 | Anandaloke Sonoscan, Siliguri | 232 | TRUENAT | 27-Jun |
| 55 | Gangarampur SDH | 175 | CBNAAT | 16-Jul |
| 56 | Contai SDH | 94 | TRUENAT | 20-Jul |
| 57 | Samples Tested in Labs Outside the State | 10,619 | RT-PCR | - |
| TOTAL | | 8,05,185 | | |

Note: Average tests per CBNAAT and TRUENAT machines are 32 per day and 16 per day respectively

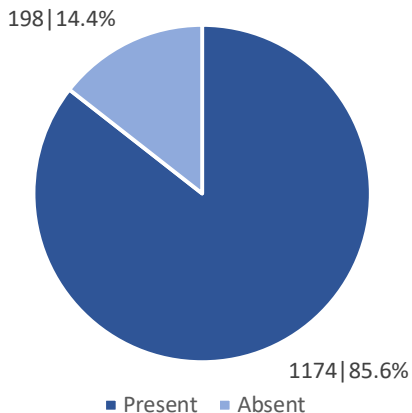


Department of Health & Family Welfare Govt. of West Bengal

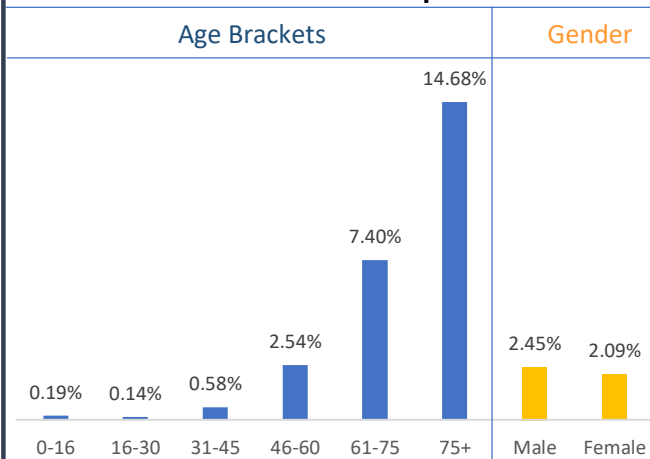
WEST BENGAL COVID-19 HEALTH BULLETIN - 26th JULY 2020

X

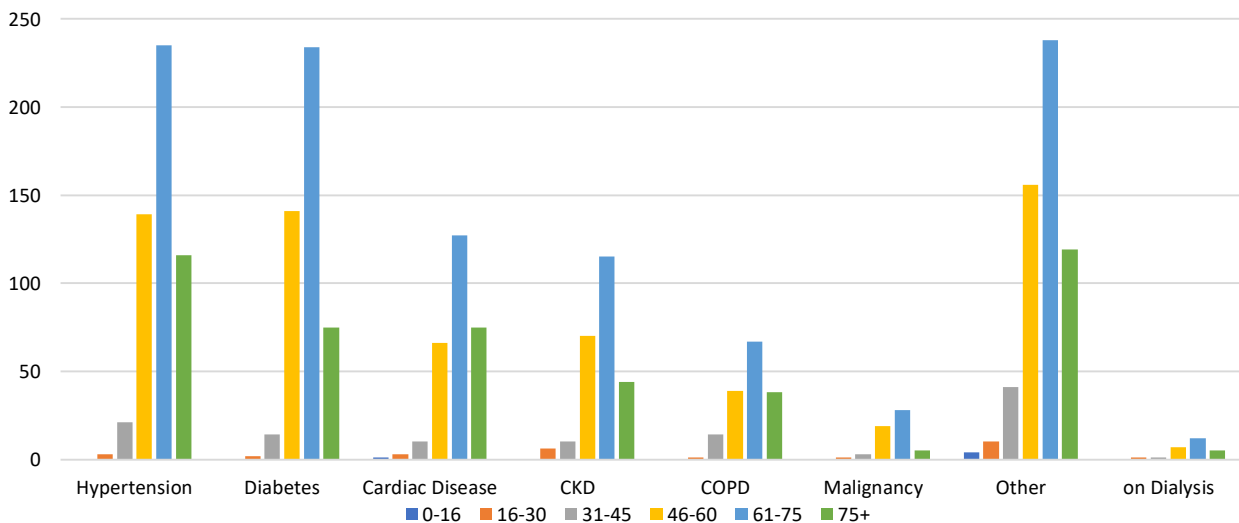
Comorbidity Status in Deceased Cases (n=1,372)



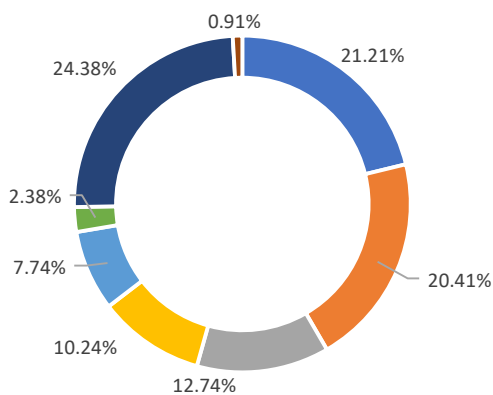
Fatality Rate in Respective Age Brackets & Gender Group



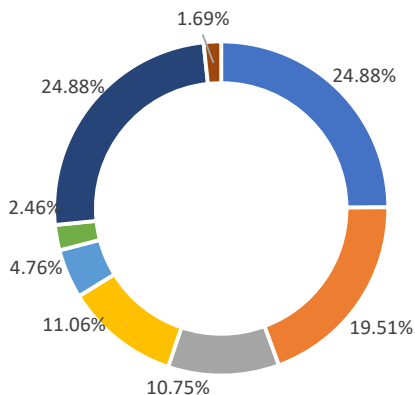
Age Group Wise Comorbidities Among Deceased



Share of Comorbidities in Male



Share of Comorbidities in Female



■ Hypertension ■ Diabetes ■ Cardiac Disease ■ CKD ■ COPD ■ Malignancy ■ Other ■ on Dialysis



Department of Health & Family Welfare Govt. of West Bengal

WEST BENGAL COVID-19 HEALTH BULLETIN - 26th JULY 2020

XI

EQUIPMENT SUPPLY

| S. No | Equipment | Ordered by State Govt. | Received Yesterday | Total Received by State Govt. | Order Pending |
|-------|----------------------------|------------------------|--------------------|-------------------------------|---------------|
| 1 | PPEs | 23.60 L | 10,000 | 18.18 L | 5.42 L |
| 2 | N95/FFP2 Masks | 37.50 L | 10,000 | 11.73 L | 25.77 L |
| 3 | Regular Masks | 49.50 L | 22,000 | 42.90 L | 6.60 L |
| 4 | Hand Sanitizers (In Ltrs.) | 2.51 L | 1,000 | 2,08,000 | 43,000 |
| 5 | Gloves | 39.50 L | 20,000 | 32.20 L | 7.30 L |
| 6 | Thermal Guns | 20,000 | NIL | 20,000 | NIL |

XII

STATE GOVT. INTERVENTIONS

- Treatment is free for all patients in all Government Hospitals
- Govt has requisitioned private hospitals as COVID hospitals
- Govt reimburses these hospitals at already notified rates
- Status of availability of beds for COVID positive patients in government and private hospitals is available at Health & FW Department's website: www.wbhealth.gov.in
- Safe Homes : An initiative by the Government of West Bengal for care and treatment of asymptomatic/mild symptomatic COVID patients for whom home isolation is not possible /advisable
- As per State Government advisory Satellite Health Facilities are being developed by private hospitals in close vicinity of their hospitals as separate health facility for treatment of asymptomatic/mild symptomatic COVID patients. This intervention is expected to free beds in the hospitals for serious patients.

In the background of the COVID-19 outbreak, the general public is advised to adhere to health advisories issued by the State Government. All the guidelines and orders relating to Covid-19 are posted on www.wbhealth.gov.in

For COVID related queries call

24/7 Helpline: 1800 313 444 222 (Toll free);

033 2341 2600

Control Room: 1083 / 1085

You can follow us on :

Facebook at: <https://www.facebook.com/wbdhfw/>

Twitter at: <https://twitter.com/wbdhfw>