



# Department of Health & Family Welfare Govt. of West Bengal

## WEST BENGAL COVID-19 HEALTH BULLETIN - 29<sup>th</sup> JULY 2020

### Active COVID-19 Cases as on 29<sup>th</sup> July: 19,652

S. No	Subject	Number
1	Total COVID-19 Cases till 28 <sup>th</sup> July	62,964
2	New COVID-19 Cases on 29 <sup>th</sup> July	2,294
3	<b>Total COVID-19 Cases till 29<sup>th</sup> July (1+2)</b>	<b>65,258</b>
4	Total Discharged	44,116 (+2,094)
5	Total Deaths as on 29 <sup>th</sup> July*	1,490 (+41)
6	<b>Active COVID-19 Cases as on 29<sup>th</sup> July</b>	<b>19,652 (+159)</b>
7	Discharge Rate (4/3)	67.60%

**Note:** All figures updated till 9AM, 29<sup>th</sup> July

#Daily increase/decrease with respect to previous day is shown as (+/-)

\*Complete analysis can be referred from **Section X**, (Page no. 5)

S. No	Subject	Number
1	Samples Tested till 28 <sup>th</sup> July	<b>8,39,211</b>
2	Samples Tested on 29 <sup>th</sup> July	17,144
3	<b>Total Number of Samples Tested till 29<sup>th</sup> July (1+2)</b>	<b>8,56,355</b>
4	Tests per Million population	9,515
5	% of Positive Cases out of Samples Tested	7.62%
6	Total Testing Laboratories*	57
7	Testing Laboratories added this week	1
8	Testing Laboratories pending approval	1

\*Detailed breakup of these laboratories is given on **Page 4**

S. No	Subject	Number
1	Total Number of Hospitals dedicated for treating COVID-19	83
2	Total Number of Govt. Hospitals dedicated for treating COVID-19	28
3	Total Number of Pvt. Hospitals requisitioned for treating COVID-19	55
4	Total Number of earmarked COVID-19 Beds	11,299
5	% Occupancy in COVID Beds	40.11%
6	Total ICU Beds in the COVID Hospitals	948
7	Total Number of Ventilators in the COVID Hospitals	395

Institutional Quarantine		
1	Total Govt. Quarantine Centres	582
2	Total number of people in Govt. Quarantine Centres	3,385
3	Total number of people released from Govt. Quarantine Centres	1,04,767
Home Quarantine		
1	Total Home Quarantined People	4,03,571
2	Total number of people currently in Home Quarantine	32,280
3	Total number of people released from Home Quarantine Centres	3,71,291
Safe Homes		
1	Total Number of Safe Homes	106
2	Total Number of Beds in Safe Homes	6,908
3	Total Number of Patients in Safe Homes currently	1,422



# Department of Health & Family Welfare Govt. of West Bengal

## WEST BENGAL COVID-19 HEALTH BULLETIN - 29<sup>th</sup> JULY 2020

V

DISTRICT SNAPSHOT#

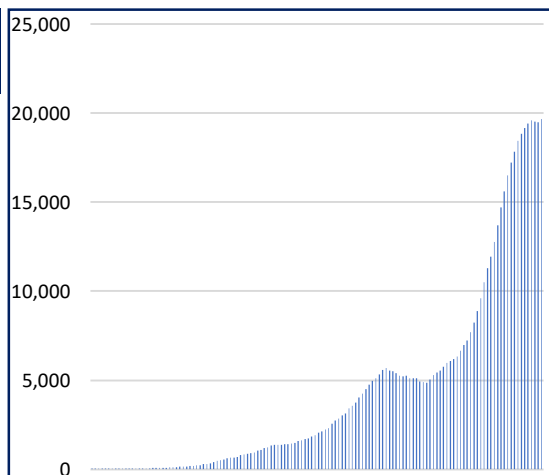
1	2	3	4	5	6 = 3-4-5	7
S. No	District	Total Cases	Total Discharged	Total Deaths	Total Active Cases	Last Reported Case
1	Alipurduar	318 <sup>+38</sup>	227 <sup>+5</sup>	1	90 <sup>+33</sup>	28-July
2	Coochbehar	605 <sup>+16</sup>	467 <sup>+27</sup>	1	137 <sup>-11</sup>	28-July
3	Darjeeling	2,001 <sup>+62</sup>	1,390 <sup>+44</sup>	22 <sup>+1</sup>	589 <sup>+17</sup>	28-July
4	Kalimpong	82	70 <sup>+5</sup>	1	11 <sup>-5</sup>	25-July
5	Jalpaiguri	1,251 <sup>+31</sup>	872 <sup>+32</sup>	11 <sup>+1</sup>	368 <sup>-2</sup>	28-July
6	Uttar Dinajpur	1,104 <sup>+53</sup>	696 <sup>+41</sup>	6	402 <sup>+12</sup>	28-July
7	Dakshin Dinajpur	1,094 <sup>+58</sup>	805 <sup>+15</sup>	7 <sup>+1</sup>	282 <sup>+42</sup>	28-July
8	Malda	2,165 <sup>+36</sup>	1,832 <sup>+30</sup>	11 <sup>+1</sup>	322 <sup>+5</sup>	28-July
9	Murshidabad	744 <sup>+30</sup>	530 <sup>+19</sup>	7	207 <sup>+11</sup>	28-July
10	Nadia	926 <sup>+31</sup>	644 <sup>+29</sup>	9	273 <sup>+2</sup>	28-July
11	Birbhum	521 <sup>+33</sup>	370 <sup>+8</sup>	6	145 <sup>+25</sup>	28-July
12	Purulia	199 <sup>+4</sup>	135 <sup>+9</sup>	0	64 <sup>-5</sup>	28-July
13	Bankura	665 <sup>+59</sup>	393 <sup>+5</sup>	0	272 <sup>+54</sup>	28-July
14	Jhargram	28	28	0	0	15-July
15	Paschim Medinipur	1,061 <sup>+14</sup>	788 <sup>+22</sup>	14	259 <sup>-8</sup>	28-July
16	Purba Medinipur	1,419 <sup>+43</sup>	1,007 <sup>+78</sup>	13 <sup>+1</sup>	399 <sup>-36</sup>	28-July
17	Purba Bardhaman	781 <sup>+75</sup>	461 <sup>+10</sup>	4	316 <sup>+65</sup>	28-July
18	Paschim Bardhaman	758 <sup>+29</sup>	436 <sup>+8</sup>	9 <sup>+1</sup>	313 <sup>+20</sup>	28-July
19	Howrah	7,330 <sup>+258</sup>	5,204 <sup>+212</sup>	188 <sup>+4</sup>	1,938 <sup>+42</sup>	28-July
20	Hooghly	3,158 <sup>+74</sup>	2,223 <sup>+101</sup>	57	878 <sup>-27</sup>	28-July
21	North 24 Parganas	13,917 <sup>+554</sup>	8,878 <sup>+530</sup>	315 <sup>+9</sup>	4,724 <sup>+15</sup>	28-July
22	South 24 Parganas	4,846 <sup>+108</sup>	3,428 <sup>+187</sup>	82 <sup>+5</sup>	1,336 <sup>-84</sup>	28-July
23	Kolkata	20,219 <sup>+688</sup>	13,169 <sup>+677</sup>	723 <sup>+17</sup>	6,327 <sup>-6</sup>	28-July
24	Other State	66	63	3	0	6-Jun
TOTAL		65,258 <sup>+2,294</sup>	44,116 <sup>+2,094</sup>	1,490 <sup>+41</sup>	19,652 <sup>+159</sup>	

#District Wise data is subject to verification and may change

#Daily increase/decrease with respect to previous day is in superscript as +/- (Eg: <sup>+4</sup>)

VI

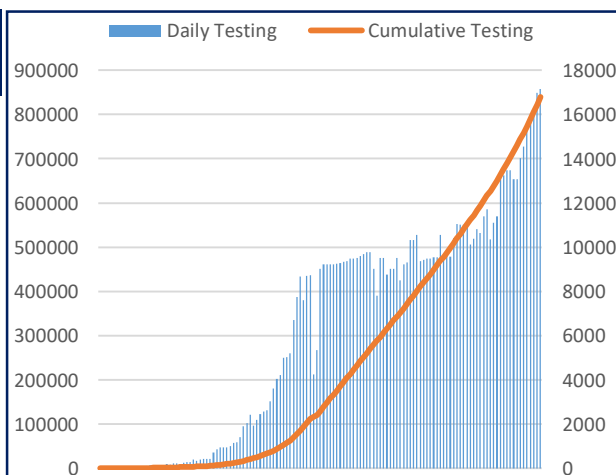
DAILY CUMULATIVE ACTIVE  
COVID-19 CASES



17<sup>th</sup> March to 29<sup>th</sup> July

VII

SAMPLES TESTED  
(Daily and Cumulative)



17<sup>th</sup> March to 29<sup>th</sup> July



# Department of Health & Family Welfare Govt. of West Bengal

## WEST BENGAL COVID-19 HEALTH BULLETIN - 29<sup>th</sup> JULY 2020

VIII

UNIT WISE EQUIPMENT SUPPLY (CUMULATIVE)

S. No.	Unit Name	PPE	N95/FFP2	Regular Masks		Gloves	Sanitizer (In ltr.)
				Reusable Mask	Disposable Mask		
1	Alipurduar	12,800	14,650	13,400	70,400	45,700	3,242.0
2	Bankura	21,250	21,200	20,800	76,050	47,200	4,848.0
3	Birbhum	22,450	13,700	22,400	43,550	4,200	4,171.0
4	Bishnupur HD	9,350	16,900	41,100	73,250	64,500	4,561.0
5	Coochbehar	23,600	14,850	23,700	23,100	4,700	2,504.0
6	Dakshin Dinajpur	12,900	12,050	21,500	69,100	47,700	3,871.0
7	Darjeeling	24,750	20,650	22,900	24,200	6,700	4,098.0
8	Diamond Harbour HD	24,250	14,100	23,500	60,550	37,500	2,634.0
9	Hooghly	26,870	18,250	36,000	61,200	54,600	5,641.0
10	Howrah	59,950	37,000	43,780	93,050	1,15,200	4,731.0
11	Jalpaiguri	20,800	18,600	41,400	62,000	8,700	3,663.0
12	Jhargram	7,550	7,300	23,890	36,550	25,200	2,893.0
13	Kalimpong	12,150	12,800	19,000	39,550	8,200	2,870.5
14	Malda	16,600	15,200	26,000	58,100	59,700	5,501.0
15	Murshidabad	17,333	23,480	39,700	69,100	22,700	8,180.0
16	Nadia	35,570	17,740	33,800	80,050	75,700	4,031.0
17	North 24 Parganas	36,800	28,540	30,440	78,500	35,700	6,133.5
18	Basirhat HD	23,820	21,730	30,280	86,050	97,500	3,047.0
19	Paschim Bardhaman	20,650	17,400	17,580	47,000	58,400	1,257.0
20	Paschim Medinipur	17,150	23,800	34,590	73,050	72,200	4,535.0
21	Purba Bardhaman	29,150	22,600	23,800	71,050	71,200	5,243.0
22	Purba Medinipur	25,050	15,000	30,220	16,050	11,600	1,731.0
23	Nandigram HD	9,750	15,200	28,140	78,050	53,200	5,429.0
24	Purulia	28,950	17,000	42,200	79,550	60,700	5,971.0
25	Rampurhat HD	15,650	12,900	23,800	33,550	32,500	3,587.0
26	South 24 Parganas	20,250	14,800	24,900	44,050	27,200	1,741.0
27	Uttar Dinajpur	28,250	21,850	37,600	64,550	37,700	3,803.0
28	Bankura S MC&H	10,000	21,150	10,200	93,000	98,500	1,060.0
29	Coochbehar MC&H	9,800	8,900	14,600	33,000	47,000	1,992.0
30	NB MC&H	21,850	34,600	20,000	1,09,200	1,01,000	4,040.0
31	Diamond Harbour MC&H	9,300	10,500	9,600	79,000	86,500	1,798.0
32	Malda MC&H	11,800	29,300	13,100	1,10,000	1,10,500	3,118.0
33	Murshidabad MC&H	20,130	25,950	14,600	57,500	75,500	1,490.0
34	Bardhaman MC&H	15,400	19,100	17,500	85,000	90,500	2,498.0
35	Medinipur MC&H	22,700	25,300	24,100	1,17,500	79,500	5,098.0
36	Purulia MC&H	9,800	12,200	51,600	67,000	58,500	1,998.0
37	Rampurhat MC&H	14,900	13,400	17,600	26,500	32,500	6,798.0
38	Raiganj MC&H	8,100	7,900	11,100	25,000	29,000	1,490.0
39	JNM MC&H	13,000	15,000	22,000	40,000	20,500	1,672.0
40	Sagar Dutta MC&H	18,620	20,330	17,600	68,050	84,000	3,578.0
41	ID & BG Hospital	33,050	34,800	20,600	73,100	47,500	2,671.0
42	RG Kar MCH	26,850	38,000	15,800	1,67,050	1,72,700	4,407.0
43	NRS MCH	31,250	31,500	30,300	73,050	57,500	3,140.0
44	IPGMER & SSKMH	61,400	53,590	48,100	2,50,550	2,44,500	6,967.0
45	Medical College, Kolkata	71,450	61,000	18,800	1,41,050	1,92,500	4,312.0
46	CNMCH	35,350	30,300	23,150	1,04,500	30,500	2,972.0
47	Other Govt Dept/Institutions	2,35,326	2,12,590	1,69,508	4,47,426	4,97,502	31,763.3
48	Stock in hand-In Transit	6,35,543	1,11,340	3,69,081	9,03,482	2,55,908	26,010.9
<b>TOTAL</b>		<b>19,19,262</b>	<b>13,06,040</b>	<b>17,15,359</b>	<b>46,82,208</b>	<b>35,98,210</b>	<b>2,28,790.2</b>

\*In addition to State supply, local procurement is also done.



# Department of Health & Family Welfare Govt. of West Bengal

## WEST BENGAL COVID-19 HEALTH BULLETIN - 29<sup>th</sup> JULY 2020

IX

DETAILS OF TESTING LABS

S. No.	Name of Testing Lab	Samples Tested	Method of Testing	Functional WEF
1	NICED	69,343	RT-PCR	Since Beginning
2	SSKM	73,205	RT-PCR	17-Mar
3	Medinipur MCH	64,156	RT-PCR	24-Mar
4	North Bengal MCH	83,212	RT-PCR	29-Mar
5	School of Tropical Medicine	40,559	RT-PCR	1-Apr
6	Apollo Hospital	8,708	RT-PCR	6-Apr
7	Tata Medical Centre	7,558	RT-PCR	6-Apr
8	Malda MCH	46,159	RT-PCR	8-Apr
9	Dr. Lal Pathlab	70,691	RT-PCR	17-Apr
10	Command Hospital	6,652	RT-PCR	17-Apr
11	CNCI	6,180	RT-PCR	22-Apr
12	RG Kar MCH	59,210	RT-PCR	24-Apr
13	SURAKSHA	35,402	RT-PCR	24-Apr
14	Murshidabad MCH	40,459	RT-PCR	26-Apr
15	Peerless	9,835	RT-PCR	30-Apr
16	Burdwan MCH	32,779	RT-PCR	6-May
17	MCH Kolkata	12,035	RT-PCR	8-May
18	NRS MCH	20,368	RT-PCR	12-May
19	Sanaka Hospitals	33,678	RT-PCR	12-May
20	Medica Hospital	24,685	RT-PCR	15-May
21	Bankura MCH	23,670	RT-PCR	22-May
22	Suri DH	17,434	RT-PCR	22-May
23	Coochbehar GMCH	972	RT-PCR	6-Jun
24	COMJNM Kalyani	15,549	RT-PCR	10-Jun
25	Desun Hospital	820	RT-PCR	17-Jun
26	RN Tagore Hospital	2,483	RT-PCR	24-Jun
27	Raigunj MCH	6,506	RT-PCR	26-Jun
28	Jagannath Gupta Institute of Medical Sciences	402	RT-PCR	6-Jul
29	ESI-Postgraduate Institute of Medical Science and Research	1,008	RT-PCR	16-Jul
30	Remedy Lifecare, Kolkata	264	RT-PCR	21-Jul
31	AMRI Salt Lake	2,966	CBNAAT	1-May
32	CMRI	2,168	CBNAAT	13-May
33	AMRI Dhakuria	5,366	TRUENAT	19-May
34	Asansol DH	1,081	TRUENAT	19-May
35	Jhargram DH	554	TRUENAT	19-May
36	Rampurhat MCH	2,052	TRUENAT	19-May
37	CNMCH	1,574	TRUENAT	20-May
38	Falakata SSH	2,100	TRUENAT	20-May
39	DH GMCH	819	TRUENAT	20-May
40	Balurghat DH	1,341	TRUENAT	22-May
41	Serampore DH	900	TRUENAT	25-May
42	Uluberia SSH	653	TRUENAT	27-May
43	Jangipur SDH	514	TRUENAT	27-May
44	Egra SDH	311	TRUENAT	27-May
45	COMSDH	446	CBNAAT	27-May
46	MR Bangur Hospital	222	TRUENAT	28-May
47	Chanchal SDH	242	TRUENAT	28-May
48	Biswa Bangla Krirangan COVID Hospital	1,142	TRUENAT	31-May
49	Purulia Govt. MCH	926	TRUENAT	3-Jun
50	Woodlands	565	CBNAAT	11-Jun
51	Alipurduar DH	1,015	TRUENAT	16-Jun
52	SRL Lab	501	CBNAAT	18-Jun
53	Basirhat DH	174	TRUENAT	19-Jun
54	Anandaloke Sonoscan, Siliguri	286	TRUENAT	27-Jun
55	Gangarampur SDH	217	CBNAAT	16-Jul
56	Contai SDH	161	TRUENAT	20-Jul
57	ILS Hospital	56	TRUENAT	25-Jul
58	Antigen Testing Done Within the State	1,216	-	-
59	Samples Tested in Labs Outside the State	12,805	RT-PCR	-
<b>TOTAL</b>		<b>8,56,355</b>		

Note: Average tests per CBNAAT and TRUENAT machines are 32 per day and 16 per day respectively

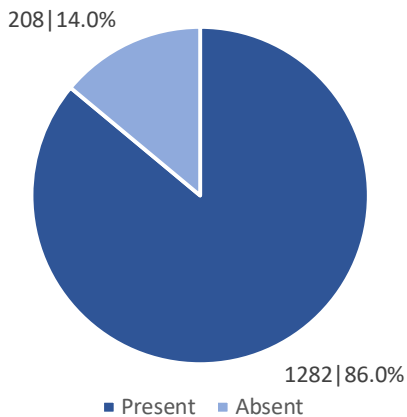


# Department of Health & Family Welfare Govt. of West Bengal

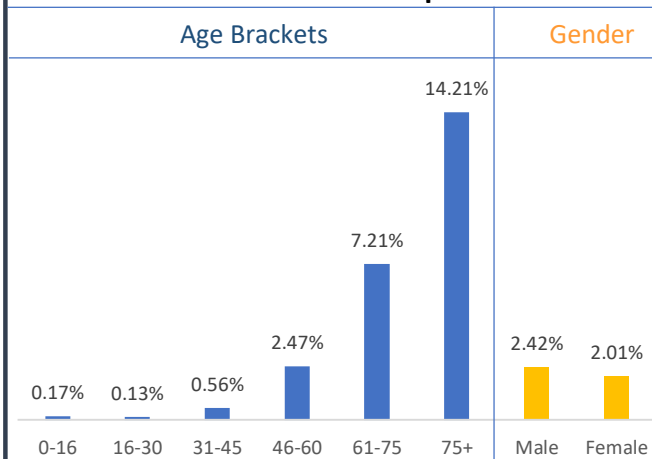
## WEST BENGAL COVID-19 HEALTH BULLETIN - 29<sup>th</sup> JULY 2020

X

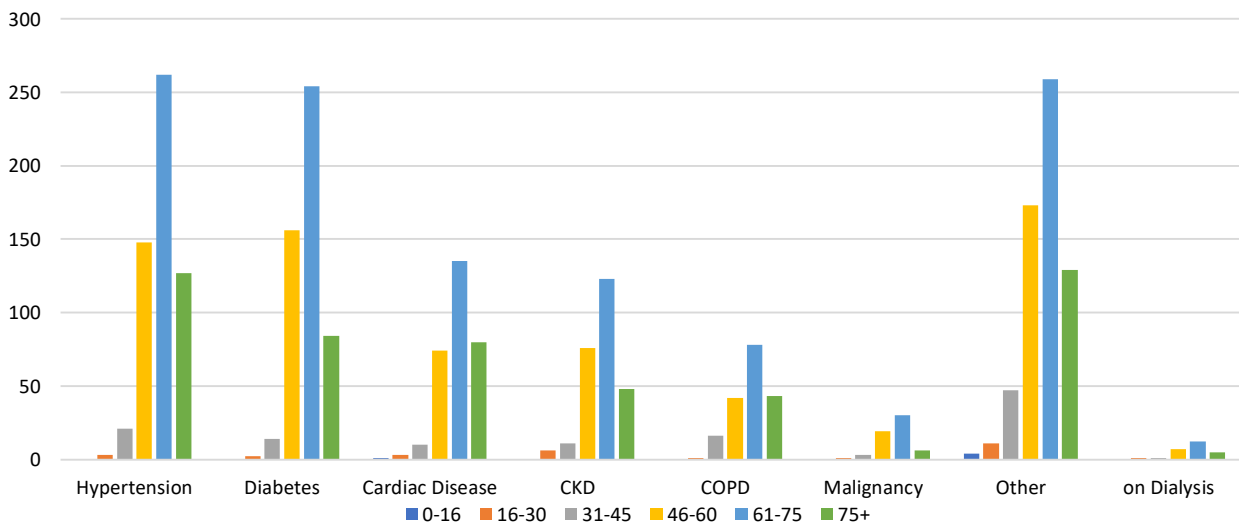
### Comorbidity Status in Deceased Cases (n=1,490)



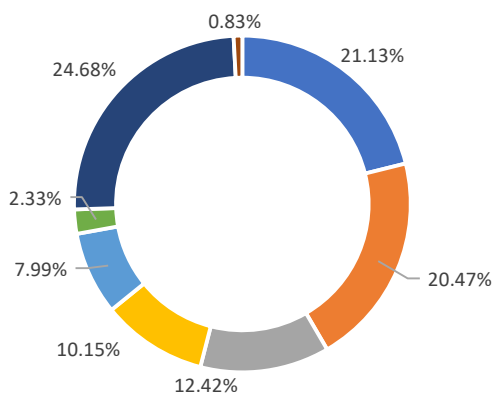
### Fatality Rate in Respective Age Brackets & Gender Group



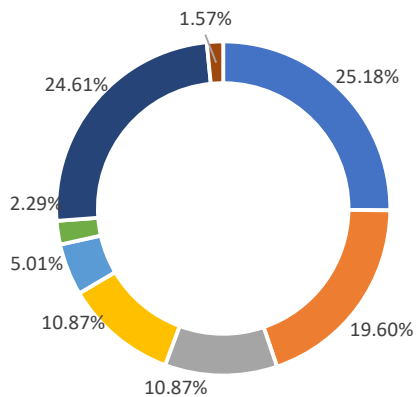
### Age Group Wise Comorbidities Among Deceased



### Share of Comorbidities in Male



### Share of Comorbidities in Female



FATALITY ANALYSIS



# Department of Health & Family Welfare Govt. of West Bengal

## WEST BENGAL COVID-19 HEALTH BULLETIN - 29<sup>th</sup> JULY 2020

### XI

#### EQUIPMENT SUPPLY

S. No	Equipment	Ordered by State Govt.	Received Yesterday	Total Received by State Govt.	Order Pending
1	PPEs	23.60 L	10,000	18.48 L	5.12 L
2	N95/FFP2 Masks	37.50 L	15,000	12.10 L	25.40 L
3	Regular Masks	49.50 L	30,000	43.70 L	5.80 L
4	Hand Sanitizers (In Ltrs.)	2.51 L	1,000	2,11,000	40,000
5	Gloves	39.50 L	20,000	32.85 L	6.65 L
6	Thermal Guns	20,000	NIL	20,000	NIL

### XIII

#### STATE GOVT. INTERVENTIONS

- Treatment is free for all patients in all Government Hospitals
- Govt has requisitioned private hospitals as COVID hospitals
- Govt reimburses these hospitals at already notified rates
- Status of availability of beds for COVID positive patients in government and private hospitals is available at Health & FW Department's website: [www.wbhealth.gov.in](http://www.wbhealth.gov.in)
- Safe Homes : An initiative by the Government of West Bengal for care and treatment of asymptomatic/mild symptomatic COVID patients for whom home isolation is not possible /advisable
- As per State Government advisory Satellite Health Facilities are being developed by private hospitals in close vicinity of their hospitals as separate health facility for treatment of asymptomatic/mild symptomatic COVID patients. This intervention is expected to free beds in the hospitals for serious patients.

In the background of the COVID-19 outbreak, the general public is advised to adhere to health advisories issued by the State Government. All the guidelines and orders relating to Covid-19 are posted on [www.wbhealth.gov.in](http://www.wbhealth.gov.in)

For COVID related queries call

24/7 Helpline: 1800 313 444 222 (Toll free);

033 2341 2600

Control Room: 1083 / 1085

You can follow us on :

Facebook at: <https://www.facebook.com/wbdhfw/>

Twitter at: <https://twitter.com/wbdhfw>