



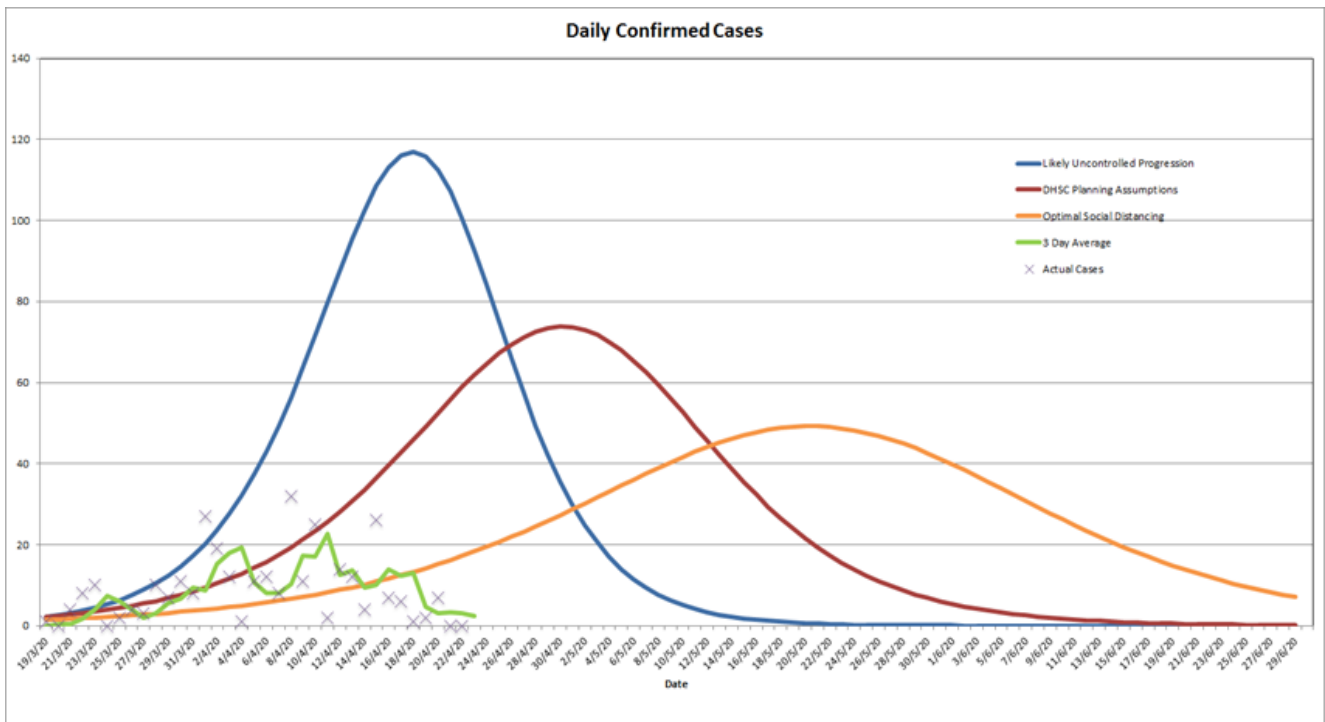
## Latest updates






As at 4pm on 23 April 2020, in the Isle of Man there have been:

Confirmed cases <b>307</b>	Hospital admissions <b>22</b>
Total tests <b>2674</b>	Concluded tests <b>2632</b>
Awaiting results <b>42</b>	Awaiting tests <b>54</b>
Number of deaths <b>16</b>	Presumed recovered <b>221</b>
Number of deaths in hospital <b>4</b>	Number of deaths in the community <b>12</b>

## Daily confirmed cases

As at 4pm on 23 April 2020



-  Likely uncontrolled progression
-  DHSC planning assumptions
-  Optimal social distancing
-  Three day average
-  Actual cases

### Borders (all ports)

Closed to everyone from Friday 6 am on 27 March 2020 (except key workers, subject to prior approval, and Isle of Man residents returning from overseas – [see the Travel and Borders webpage](#))

### Businesses

---

To help reinforce social distancing all non-essential shops and community spaces have now been closed (from 11:59pm on Thursday 26 March). Essential services and suppliers remain open and will be following strict social distancing guidelines.

The full list of closures and exceptions are [listed online](#).

The Isle of Man has announced that, as of Friday 24 April, some limited sectors may return to work but only where it is possible for them to do so whilst adhering to strict social distancing guidelines.

These businesses are:

- Any construction business.
- Any business of a tradesperson, including and not limited to plumbers, electricians, carpenters, heating, gas or air condition engineers; roofers and general builders.
- Any business of landscaping, gardening or related activity.

It is important that any return to work must be done within social distancing guidelines, which means workers should remain a minimum of 2 metres away from customers and other staff members at all times.

For all businesses that have not been mandated to close, employers must take every possible step to facilitate their employees working from home, including providing suitable IT and equipment to enable remote working. Businesses where working from home is not an option may be operational but must make sure strict social distancing and health guidelines are in place to protect workers.

Further information on this phased return to work can be found in the [Chief Minister's statement](#).

## Freight and supplies

Continuing as normal

## Gatherings & social events

The restrictions preventing any public gatherings in public spaces of two people or more (unless from the same household) continue to remain in place.

You must not:

- gather with people from outside your household
- go to see friends or family at their home
- allow your children to gather in groups with other children
- see people who are classed as vulnerable or very vulnerable except to provide essential care for them

**Updated:** 24 April 2020

## Hospitals

Visiting highly restricted

## In an emergency

---

Call 999

## Public transport

Currently operating, please avoid non-essential travel where possible

## Road restrictions

All-island speed limit of 40mph in place. Continue to observe 30mph and 20mph as currently required.

## Schools

Schools are closed to most pupils, but some schools remain open for children of key workers and vulnerable or SEN children. Free school meals continue to be provided.

See also: school holidays

## Self-isolation requirements

All new arrivals must self-isolate for 14 days.

Anyone showing symptoms of coronavirus must self-isolate for 14 days.

Anyone living with someone who has symptoms of coronavirus must self-isolate for 14 days.

See also: Managing household waste

## Shops (non-essential suppliers)

All to close by Thursday 26 March 2020. Please see the full list of closures and exemptions for more information.

## Construction and trades

Emergency and essential work or work on critical national infrastructure continues to be able to take place.

Construction, trades and horticulture are now able to return to work provided that they are able to observe strict social distancing rules while doing so.

See also: Guidance for construction sites

## Social distancing

---

Social distancing remains **compulsory** for all residents whenever at work or outside of the home.

- Stay 2 metres (6ft) away from other people
- Wash your hands as soon as you get home

## Stay at home requirement

It's important that everyone plays their part in reducing the spread of coronavirus in the Isle of Man.

This means protecting yourself, others and our health service by making sensible choices about where you go and what you do. It's important that where you can, you stay home as much as possible.

When we reduce our day-to-day contact with other people, we will reduce the spread of the infection. That's why it's really important to continue to follow good social distancing habits.

See also: [Stay at home guidance](#)

## Symptoms and testing

Use [online assessment tool](#) or call 111

In order to slow the spread COVID-19 if you CAN stay at home, do so. If you absolutely have to go out, then keep your distance.

---

Isle of Man repatriation

---

Stay at home and stay safe

---

Self isolation

---

Social distancing for vulnerable groups

---

Social distancing

---

Advice for dog and other pet owners

---

Advice for keepers of stock

---

Banking

---

Birth & death registrations

---

Bonfires

---

Local produce deliveries

---

Managing household waste

---

Moving house

---

Public gatherings and events

---

Schools and nurseries

---

Travel and borders

---

## **Latest statement:**

---

Chief Minister's Statement on COVID-19 - 23 April 2020

---

Isle of Man Government  
Cabinet Office  
Third Floor  
Government Office  
Bucks Road  
Douglas  
IM1 3PN



Regulations & guidance

Emergency Powers Statutory  
Documents

Guidance Documents