



Latest updates

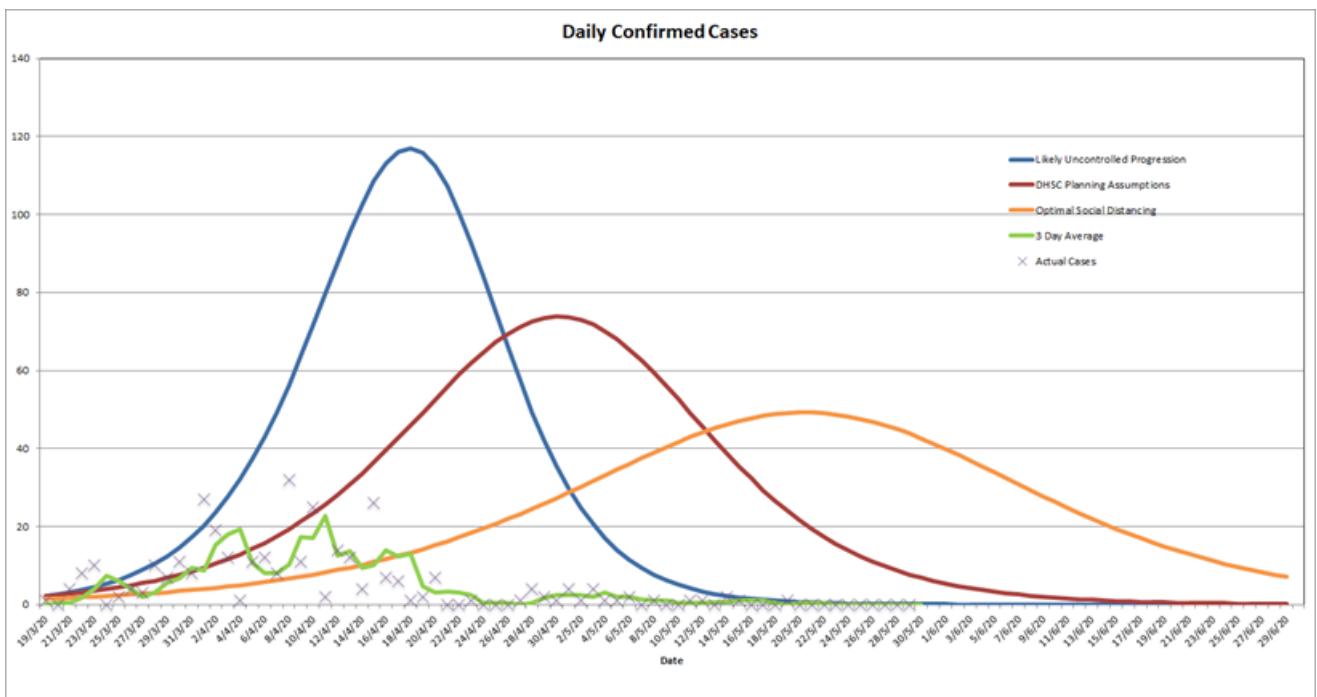
As at 4pm on 30 May 2020, in the Isle of Man there have been:






Confirmed cases 336	Hospital admissions 0
Total tests 4819	Concluded tests 4805
Awaiting results 14	Awaiting tests 3
Number of deaths 24	Total active cases (community and hospital) 3
Number of deaths in hospital 6	Number of deaths in the community 18

This information is also [available as open data](#).

Daily confirmed cases

As at 4pm on 30 May 2020



-  Likely uncontrolled progression
-  DHSC planning assumptions
-  Optimal social distancing
-  Three day average
-  Actual cases

The graph shows the daily confirmed cases and the projected infection rates for a best case scenario compared to a likely uncontrolled progression. The graph demonstrates the importance of social distancing to avoid a sharp peak of infections and ensure our health service is able to manage the number of cases it experiences.

Borders (all ports)

Closed to everyone from Friday 6 am on 27 March 2020 (except key workers, subject to prior approval; Isle of Man residents returning from overseas; Isle of Man residents returning to the Island after leaving to see immediate family for compassionate reasons, for example end of life or to attend a funeral; and non-Island residents who wish to travel to the Isle of Man on compassionate grounds, either to attend the funeral of a close family member or to visit a terminally ill close family relative.

See: [Travel and Borders](#)

Businesses

To help reinforce social distancing all non-essential shops and community spaces were closed from 11:59pm on Thursday 26 March.

Some non-essential shops, retail, service, lifestyle and hospitality businesses may re-open in the coming weeks, with full social distancing measures in place.

See: [List of closures and exemptions](#)

See: [Non-essential retail guidance](#)

Essential services and suppliers remain open and will be following strict social distancing guidelines.

For all businesses that have not been mandated to close, employers must take every possible step to facilitate their employees working from home, including providing suitable IT and equipment to enable remote working.

Businesses where working from home is not an option may be operational but must make sure strict social distancing and health guidelines are in place to protect workers.

Please see the [full list of closures and exemptions](#) for more information.

Freight and supplies

Continuing as normal

Gatherings & social events

Outdoor gatherings of up to 10 people are now permitted; however social distancing must be observed at all times between those from different households.

Up to two people will also be able to visit you inside your home with no strict time restriction. Both visitors should be from the same household. Guidance from The European Centre for Disease Control recommends that indoor contact is limited to 15 minutes and social distancing should be observed. While this measure is highly recommended, it is an individual's choice whether to observe this guidance.

You should try not to see people who are classed as vulnerable or very vulnerable except to provide essential care for them.

See: [Public gatherings and events](#)

Hospitals

Visiting highly restricted

In an emergency

Call 999

Public transport

Currently operating, please avoid non-essential travel where possible.

See: [Public transport](#)

Road restrictions

All-island speed limit of 40mph in place. Continue to observe 30mph and 20mph as currently required.

To reduce the risk of transmission it remains a requirement that people only share a private vehicle with members of their own household.

In the case of a taxi, the vehicle may be shared with members of his or her household and the driver.

Update 28 May: With effect from 15 June the Island-wide speed limit will increase to 60mph.

Schools

Schools are closed to most pupils, but some remain open for children of [key workers](#), vulnerable or SEN children, and children of workers in the construction, trades and horticulture sectors. Nurseries are closed to most pupils, but remain open for children of key workers, vulnerable or SEN children, and children of workers in the construction, trades and horticulture sectors.

Free school meals continue to be provided.

From Monday 15 June all school sites will be reopen and from Wednesday 17 June all those children currently taught in hubs will be able to return to their normal school.

See also: [Schools and nurseries](#)

Self-isolation requirements

All new arrivals must self-isolate for 14 days.

Anyone [showing symptoms](#) of coronavirus must self-isolate for 14 days.

Anyone who does not have symptoms of coronavirus but is living with someone who does must self-isolate for 14 days. They can only leave their house to exercise. [See more about Self-isolation.](#)

See also: [Managing household waste](#)

Shops (non-essential suppliers)

Some non-essential shops, retail, service, lifestyle and hospitality businesses and other retail businesses may re-open in the coming weeks from Monday 18 May, with full social distancing measures in place.

See: [List of closures and exemptions](#)

See: [Non-essential retail guidance](#)

Construction and trades

Emergency and essential work or work on critical national infrastructure continues to be able to take place.

Construction, trades and horticulture are now able to return to work provided that they are able to observe strict social distancing rules while doing so.

See also: [Guidance for construction sites](#)

Social distancing

Social distancing remains **compulsory** for all residents whenever at work or outside of the home.

- Stay 2 metres (6ft) away from other people
- Wash your hands as soon as you get home

Stay home and stay safe requirement

It's important that everyone plays their part in reducing the spread of coronavirus in the Isle of Man.

This means protecting yourself, others and our health service by making sensible choices about where you go and what you do. It's important that where you can, you stay home as much as possible.

When we reduce our day-to-day contact with other people, we will reduce the spread of the infection. That's why it's really important to continue to follow good social distancing habits.

See also: [Stay home and stay safe](#)

Symptoms and testing

Use [online assessment tool](#) or call 111

In order to slow the spread of COVID-19 if you CAN stay at home, do so. If you absolutely have to go out, then keep your distance.

Compassionate return to the Island

Compassionate application for UK residents

People wishing to move to the Isle of Man

Stay at home and stay safe

Social distancing

Self-isolation

Advice for dog and other pet owners

Advice for keepers of stock

Birth & death registrations

Bonfires

Childcare

Contact with elderly relatives and friends

Eviction rights

Guidance on face masks

Importation of horses to the Island during COVID-19

Income tax returns

Local food and produce delivery services

Managing household waste

Moving house

Public gatherings and events

Personal finance

Public transport

Schools and nurseries

Travel and borders

University students' belongings in the UK

Roadmap for the gradual expansion of school provision to specific groups

Latest statement:

Minister Skelly's statement on COVID-19 - 29 May 2020

Latest news:

[Government publishes medium-term response to COVID-19](#)

[Chief Minister provides update on changes to Stay Safe restrictions](#)

Isle of Man Government
Cabinet Office
Third Floor
Government Office
Bucks Road
Douglas
IM1 3PN



COVID-19 Legislation & guidance

[Emergency Powers Statutory Documents](#)

[Guidance Documents](#)

[COVID-19 Medium-term Response Document](#)

Open data

[Open data downloads](#)