



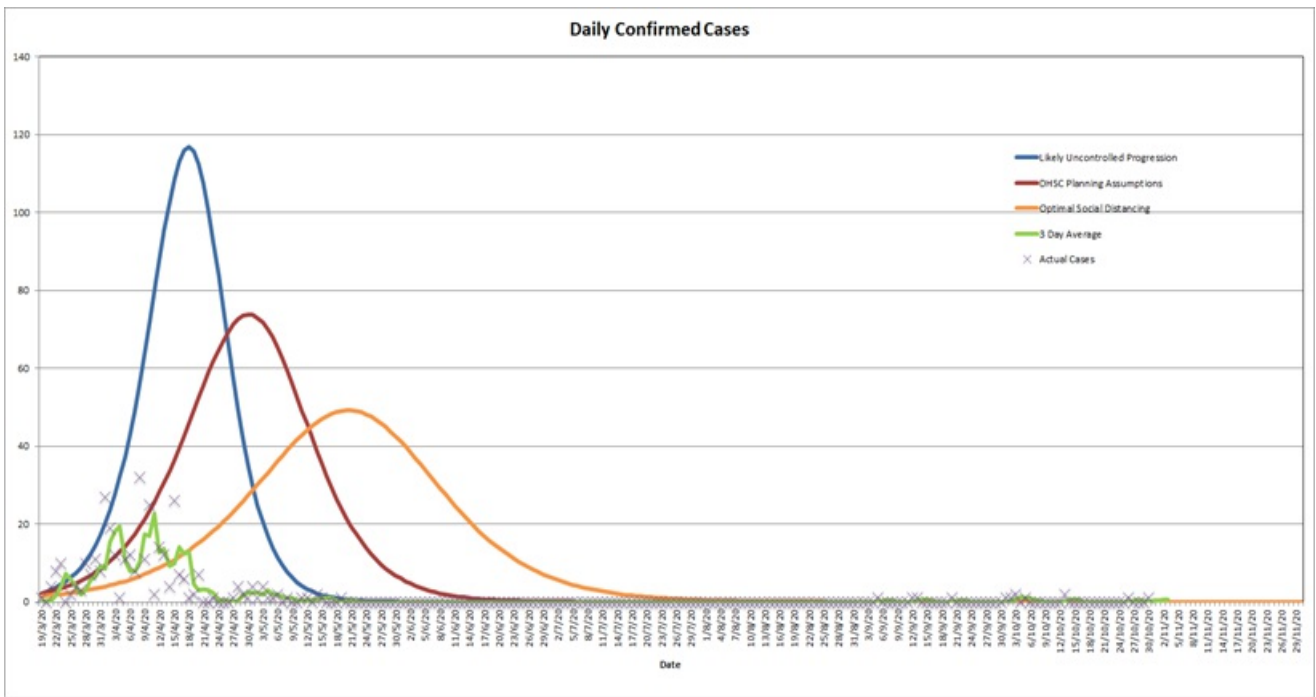
As at 4pm on 3 November 2020, in the Isle of Man there have been:

Confirmed cases <b>356</b>	Total active cases Community and hospital <b>0</b> Isolated individual (non-community) <b>8</b>
Total tests <b>16,395</b>	Concluded tests <b>16,393</b>
Awaiting results <b>2</b>	Awaiting tests <b>12</b>
Number of deaths <b>24</b>	Hospital admissions <b>0</b>
Number of deaths in hospital <b>6</b>	Number of deaths in the community <b>18</b>

This information is also [available as open data](#).

## Daily confirmed cases

As at 4pm on 3 November 2020

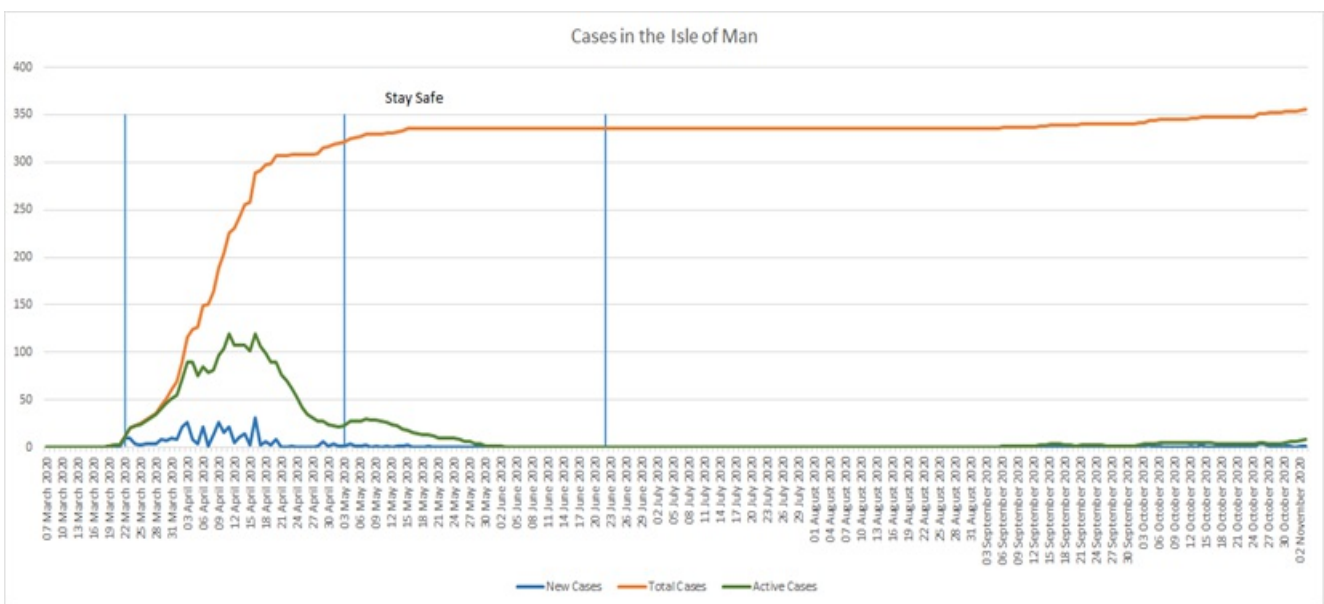




-  Likely uncontrolled progression
-  DHSC planning assumptions
-  Optimal social distancing
-  Three day average
-  Actual cases

The graph shows the daily confirmed cases and the projected infection rates for a best case scenario compared to a likely uncontrolled progression.

# Cases in the Isle of Man

As at 4pm on 2 November 2020



-  New cases
-  Total cases

The above chart shows active cases, new cases and total confirmed cases in the Isle of Man from the start of the coronavirus pandemic and how the Island is progressing through each phase.

## Borders (all ports)

Closed to everyone from Friday 6 am on 27 March 2020 (except key workers, subject to prior approval; Isle of Man residents returning from overseas; Isle of Man residents returning to the Island after leaving to see immediate family for compassionate reasons, for example end of life or to attend a funeral; and non-Island residents who wish to travel to the Isle of Man on compassionate grounds, either to attend the funeral of a close family member or to visit a terminally ill close family relative.

People may leave the Island if they wish; however it may be difficult to return unless they meet the eligibility criteria for [current repatriation schemes](#).

See: [Travel advice](#)

## Businesses

Any legal requirement for social distancing in our community was removed on 15 June. Businesses are no longer legally required to take steps in relation to social distancing, such as encouraging employees to work from home, or limiting the number of customers in shops.

COVID-19 will remain a risk for some time and you must manage this risk in the same way you would manage any other risk to your staff or customers, in line with Health & Safety legislation. You may wish to continue to implement some enhanced hygiene and social distancing measures should this be deemed an appropriate and proportionate way to manage risks.

See: [New guidance for businesses](#)

## Hospitals

Visiting restricted.

See: [Visiting Policy](#)

## Schools

All school sites are open as normal.

See also: [Schools and nurseries](#)

[Travel advice](#)

---

[Guernsey air bridge](#)

---

Application forms and landing forms

---

Isle of Man resident registration

---

Advice for returning travellers

---

Compassionate application for UK residents

---

People wishing to move to the Isle of Man

---

Social distancing

---

Self-isolation

---

Eviction rights

---

Gatherings and freedom of movement

---

Guidance on face masks

---

Local food and produce delivery services

---

Managing household waste

---

Personal finance

---

Private vessels and aircrafts

---

Schools and nurseries

---

University students' belongings in the UK

---

Charities that can help

---

Contact numbers

---

Back to care

---

## **Latest from Twitter:**

---

### **Chief Minister's statement on COVID-19 - 30 October 2020**

---

Chief Minister's statement on COVID-19 - 30 October 2020

---

Government Office  
Bucks Road  
Douglas  
IM1 3PN



## Legislation, guidance & plans

Emergency powers statutory  
documents

Guidance  
documents

Medium-term response  
document

Outbreak management plan

## Open data & key indicators

Open data & key indicators  
downloads

## Privacy

Privacy  
notice