



Case Summary

15th Feb 2021 to present

EXPLANATION OF TERMS

In Community: represents all cases from travel, known and unknown source who are now isolating at home and not in hospital

6
ACTIVE

6
IN COMMUNITY

0 **0** **0** **0**
HOSPITAL ICU

1170
POSITIVE CASES

1 **↑1**
NEW CASES IN
LAST 24 HOURS

NEW CASE BREAKDOWN	
Travel	1
Locally Acquired (Known Source)	0
Locally Acquired (Unknown Source)	0
Pending Investigation	0

1164
CLOSED

1160
RECOVERED

4
DEATHS



Case Breakdown

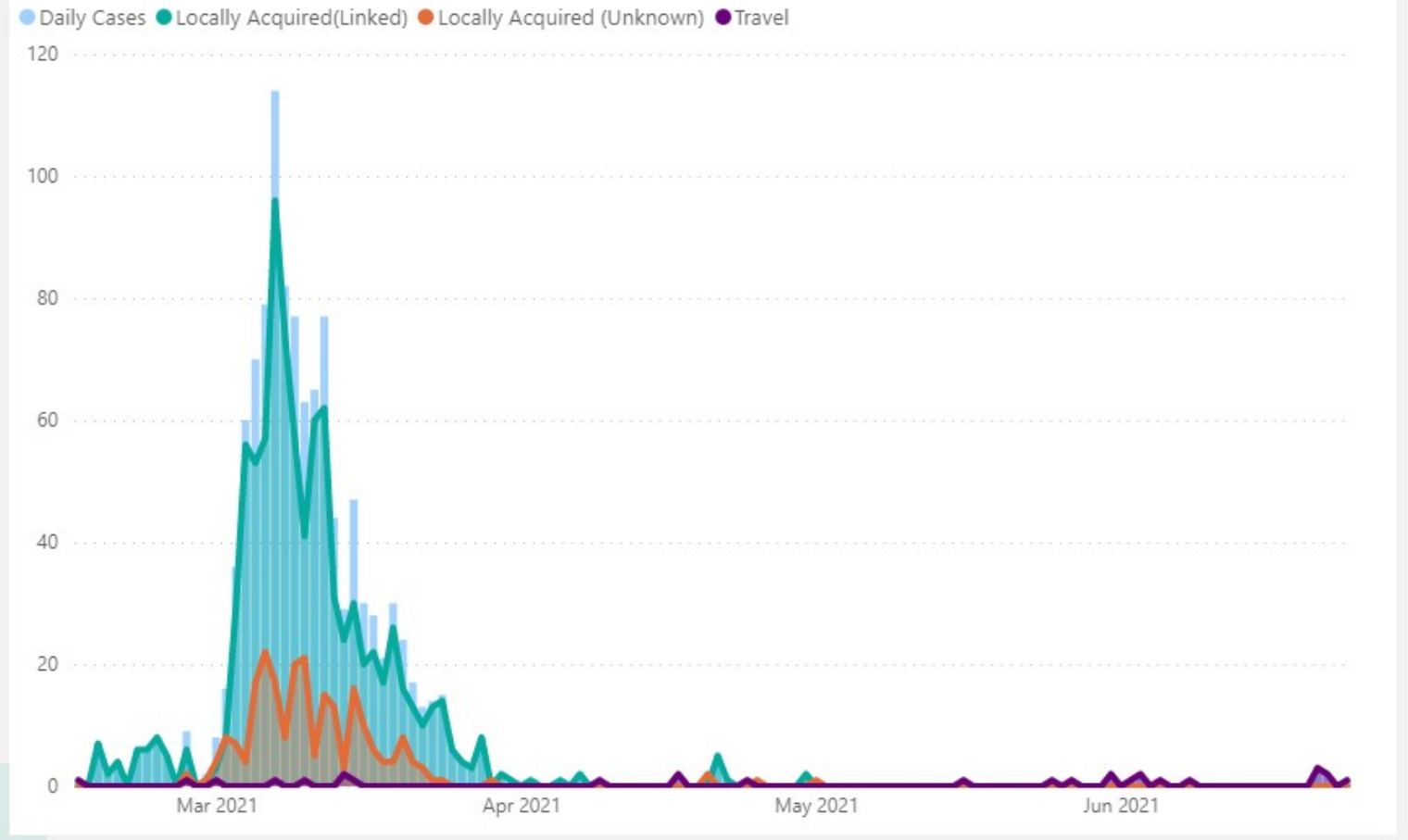
Default Date Range: 15th Feb 2021 to present

Date

EXPLANATION OF TERMS

- Active:** Cases currently being monitored by Contact Tracing
- From Travel:** Cases identified during isolation following Travel
- Known Source:** Cases with links to another known local case
- Unknown Source:** Cases with no links to another known local case. Commonly referred to as "Community Spread"
- Pending Analysis:** Contact Tracing have not completed investigation to determine source of infection

First Case in Selected Range 15 February 2021	LOCALLY ACQUIRED				PENDING ANALYSIS
	ACTIVE CASES	FROM TRAVEL	KNOWN SOURCE	UNKNOWN SOURCE	
	6	6	0	0	0
TOTAL CASES	FROM TRAVEL	KNOWN SOURCE	UNKNOWN SOURCE	PENDING ANALYSIS	
1170	28	913	229	0	





Case Breakdown

Default Date Range: 15th Feb 2021 to present

Date

EXPLANATION OF TERMS

Active: Cases currently being monitored by Contact Tracing

From Travel: Cases identified during isolation following Travel

Known Source: Cases with Contact Tracing links to another known local case

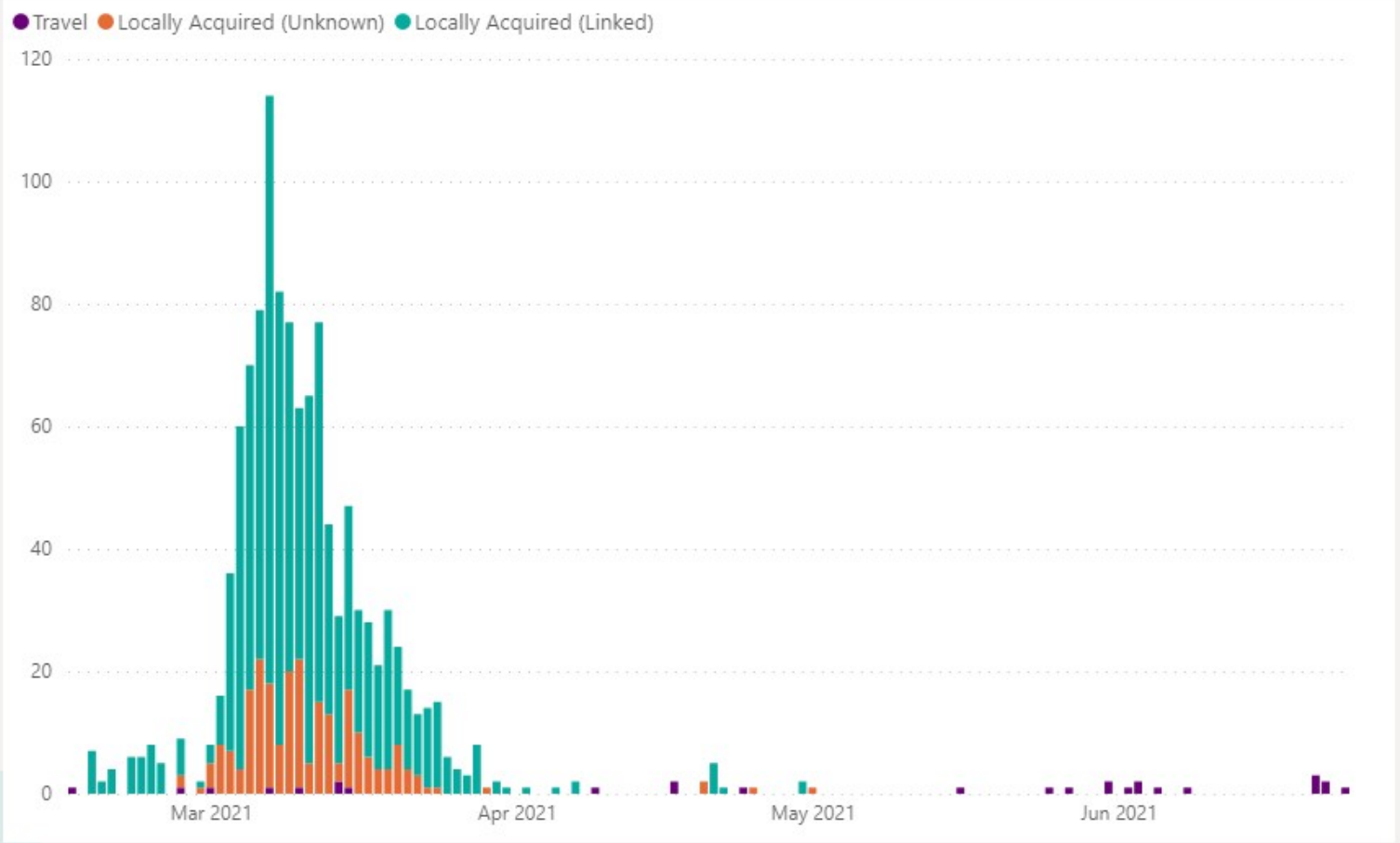
Unknown Source: Cases with no links to another known local case, commonly referred to as "Community Spread"

Pending Analysis: Contact Tracing have not completed investigation to determine source of infection

Last Refreshed 25/06/2021 at 14:19 pm

V2.0

First Case in Selected Range 15 February 2021	LOCALLY ACQUIRED				
	ACTIVE CASES	FROM TRAVEL	KNOWN SOURCE	UNKNOWN SOURCE	PENDING ANALYSIS
	6	6	0	0	0
TOTAL CASES	FROM TRAVEL	KNOWN SOURCE	UNKNOWN SOURCE	PENDING ANALYSIS	
1170	28	913	229	0	





Rolling Averages

Default Date Range:
15th Feb 2021 to present

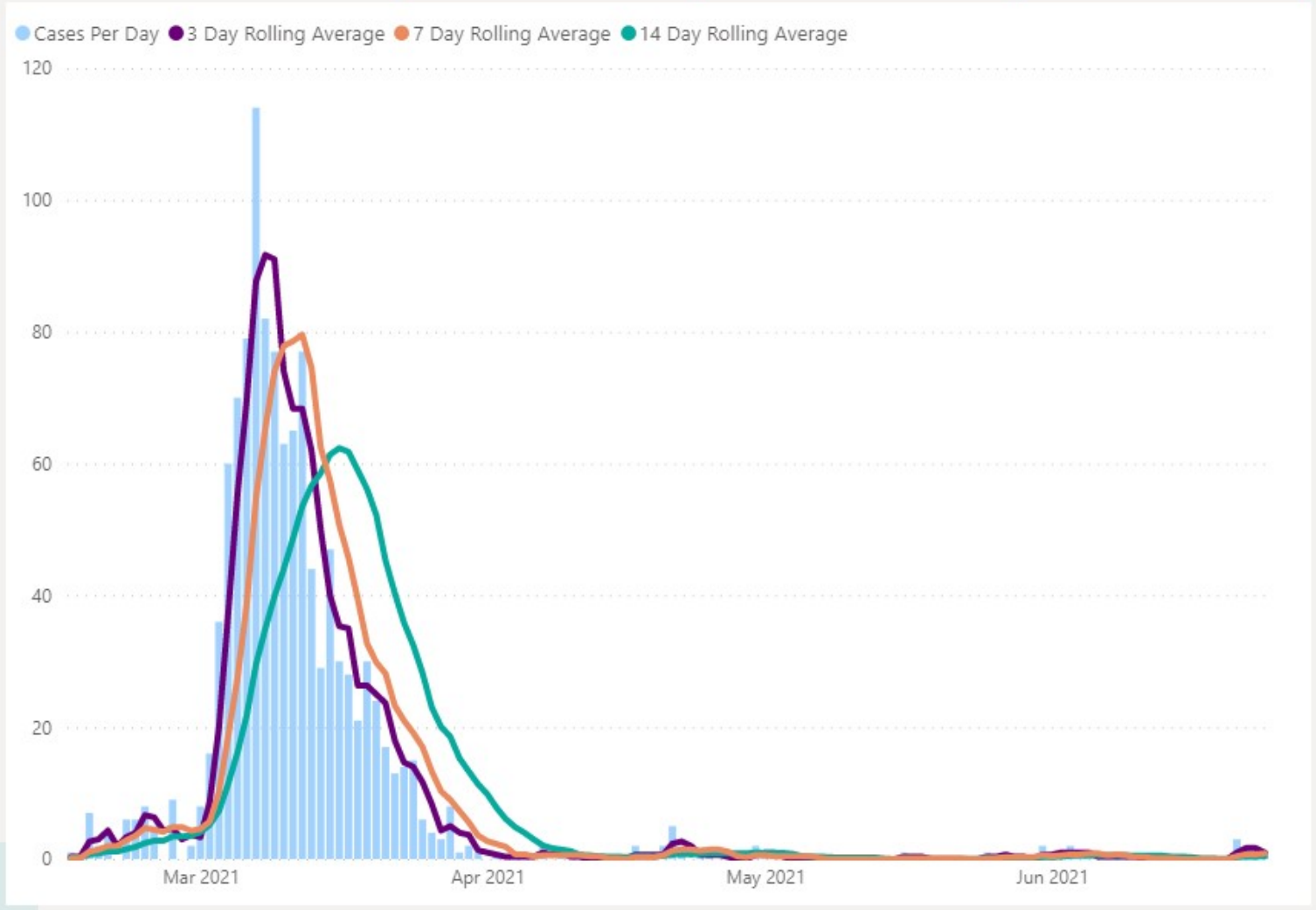
Date

6
14 DAY TOTAL

3 DAY AVERAGE PER DAY
1

7 DAY AVERAGE PER DAY
1

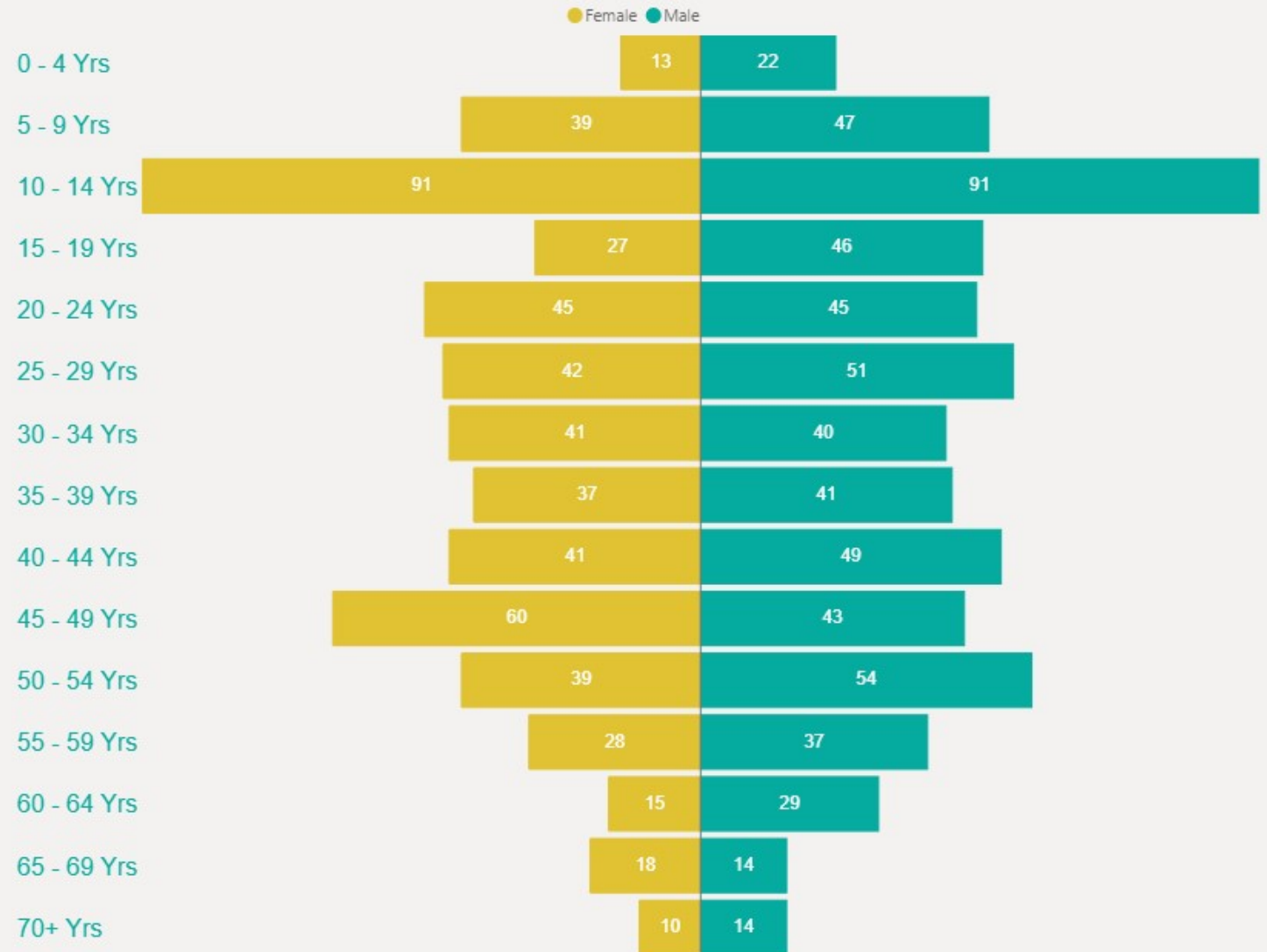
14 DAY AVERAGE PER DAY
0





Age & Gender Profile

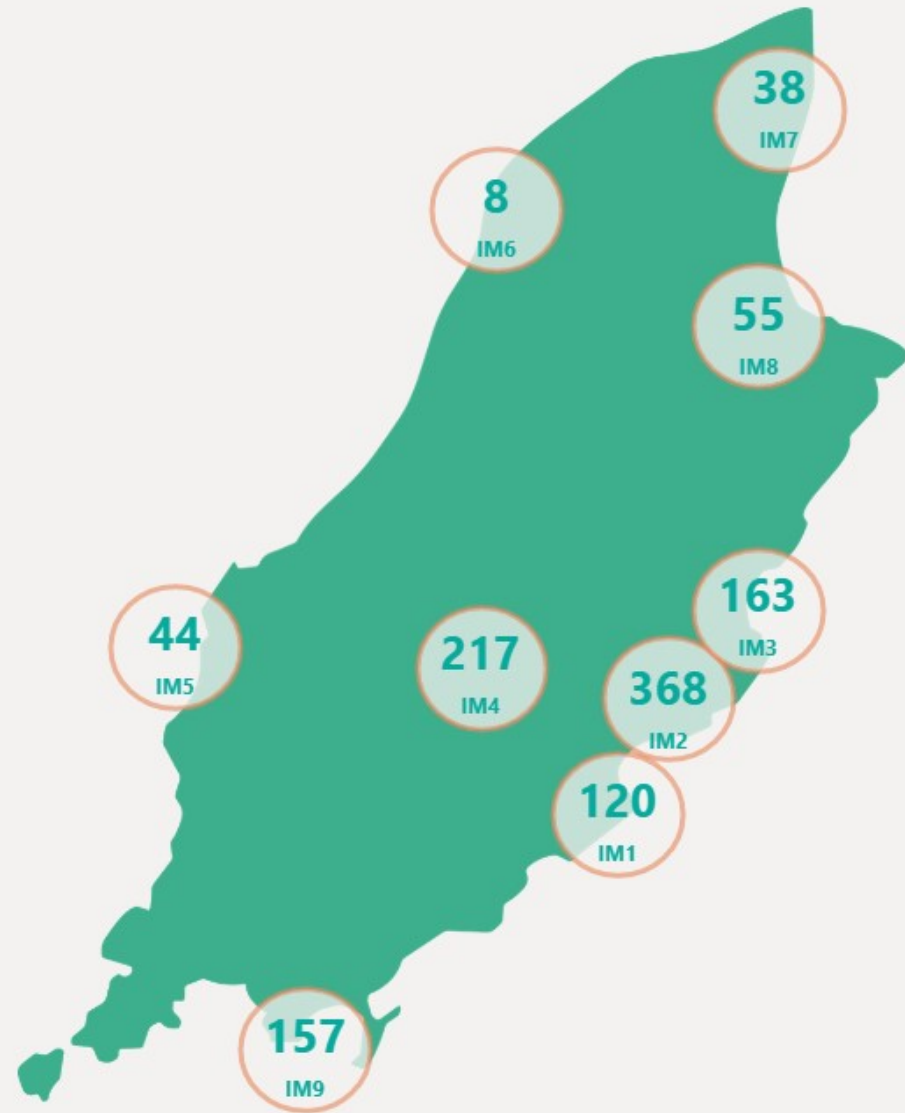
15th Feb 2021 to present





Location

15th Feb 2021 to present





Symptoms Overview

Default Date Range: 15th Feb 2021 to present

SELECT DATE RANGE

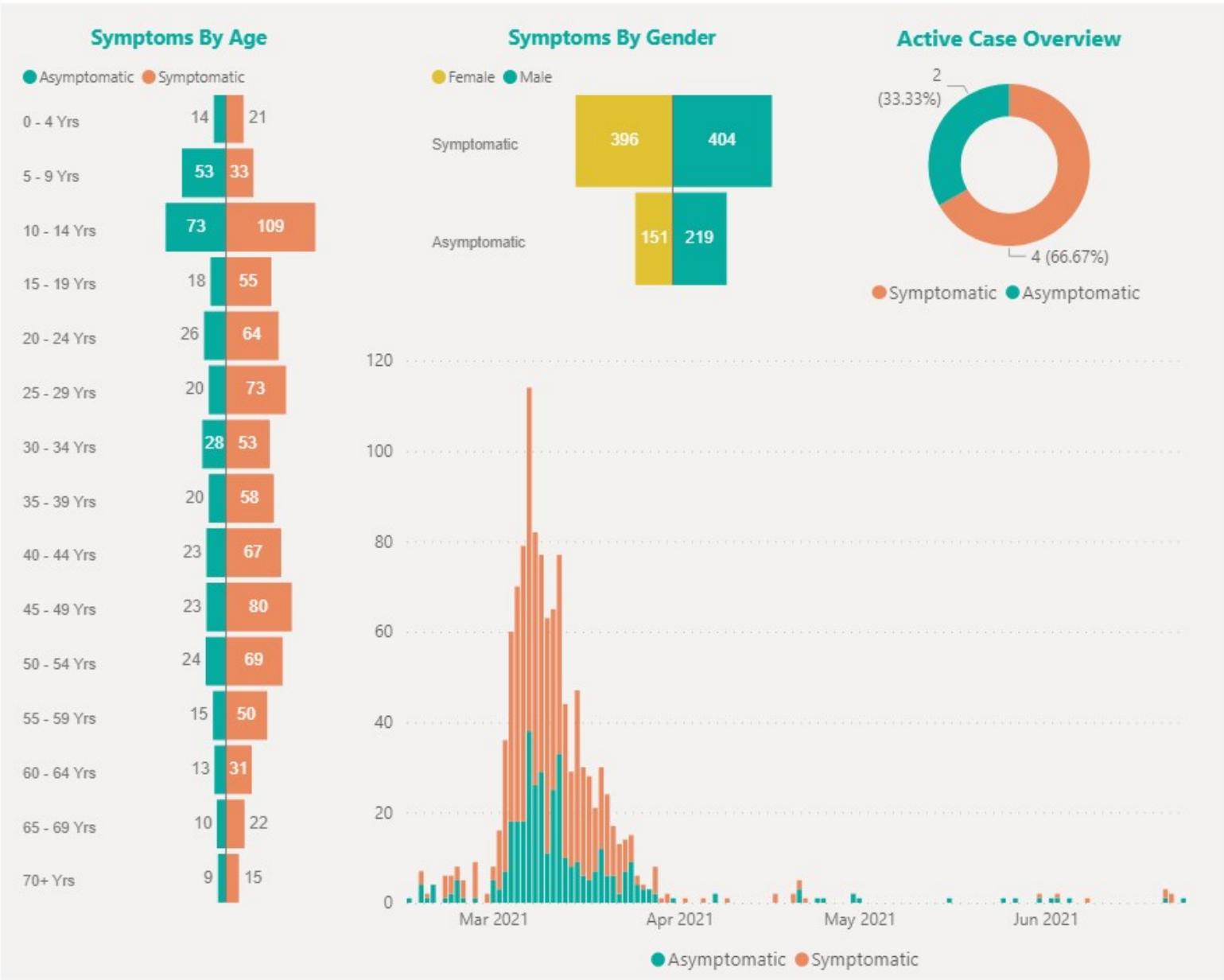
2/15/2021 6/24/2021

EXPLANATION OF TERMS

Asymptomatic: Case does not display expected symptoms of Covid19

Symptomatic: Case displays expected symptoms of Covid19

Last Refreshed 25/06/2021 at 14:19 pm V2.0



Testing Overview

Default Date 24/06/2021

[Click here to Select Date Range](#)

EXPLANATION OF TERMS

Tests Undertaken: Total tests carried out in date range

Tests Concluded: Total tests where result has been determined

Positive Result Rate: Average rate of positive results in date range

Awaiting Result Notification: Number of people waiting to be told their result

Booked Tests Tomorrow: Number of pre-arranged test bookings taking place tomorrow

Explanation: Testing data has been aggregated with case data to provide a filterable dataset that remains as accurate as possible compared to confirmed cases. This has introduced a small margin of error in total number of tests. We are working to minimise the translation error. Summary Testing data is available [here](#)



503

TESTS
UNDERTAKEN

503

TESTS
CONCLUDED

0.20%

POSITIVE RESULT
RATE

299

AWAITING RESULT
NOTIFICATION

403

BOOKED TESTS
TOMORROW