



Case Summary

15th Feb 2021 to present

EXPLANATION OF TERMS

Investigated Cases: case information included in this dashboard.

New Cases: cases detected by swab testing. Not all of these cases are represented in the other figures in this dashboard.

Pending Investigation: case information not yet available for this dashboard.

In Community: represents all cases from travel, known and unknown source who are now isolating at home and not in hospital.

408
ACTIVE

399
IN COMMUNITY

9
HOSPITAL

1
ICU

6151
INVESTIGATED CASES

28
New Cases

12
PENDING
INVESTIGATION

5743
CLOSED

5730
RECOVERED

13
DEATHS

Case Breakdown

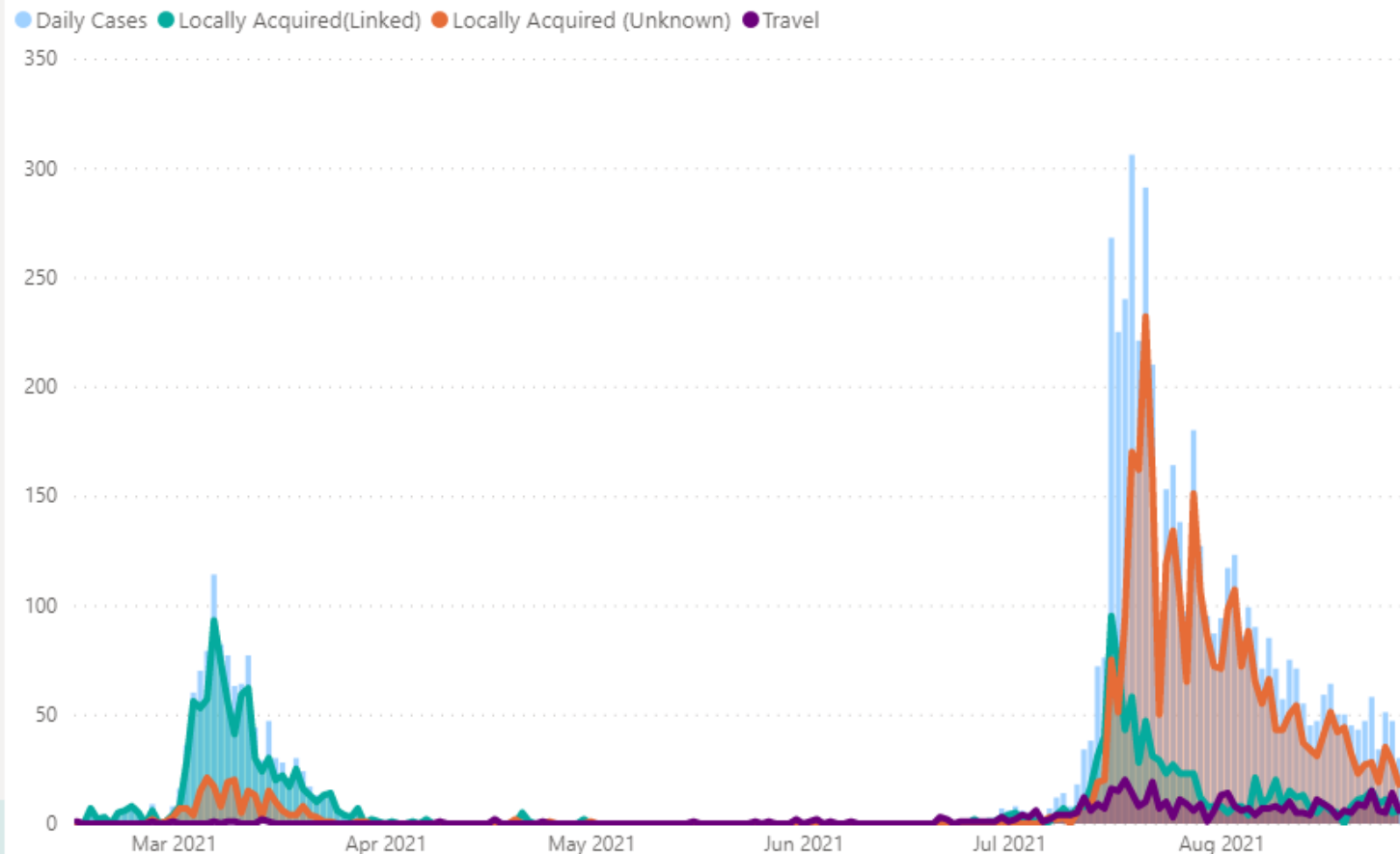
Default Date Range: 15th Feb 2021 to present

Date

EXPLANATION OF TERMS

- Active:** Cases currently being monitored by Contact Tracing
- From Travel:** Cases identified during isolation following Travel
- Known Source:** Cases with links to another known local case
- Unknown Source:** Cases with no links to another known local case. Commonly referred to as "Community Spread"
- Pending Analysis:** Contact Tracing have not completed investigation to determine source of infection

First Case in Selected Range 15 February 2021	LOCALLY ACQUIRED				
	ACTIVE CASES	FROM TRAVEL	KNOWN SOURCE	UNKNOWN SOURCE	PENDING ANALYSIS
	408	74	76	258	0
TOTAL CASES	FROM TRAVEL	KNOWN SOURCE	UNKNOWN SOURCE	PENDING ANALYSIS	
6151	479	1845	3429	398	





Case Breakdown

Default Date Range: 15th Feb 2021 to present

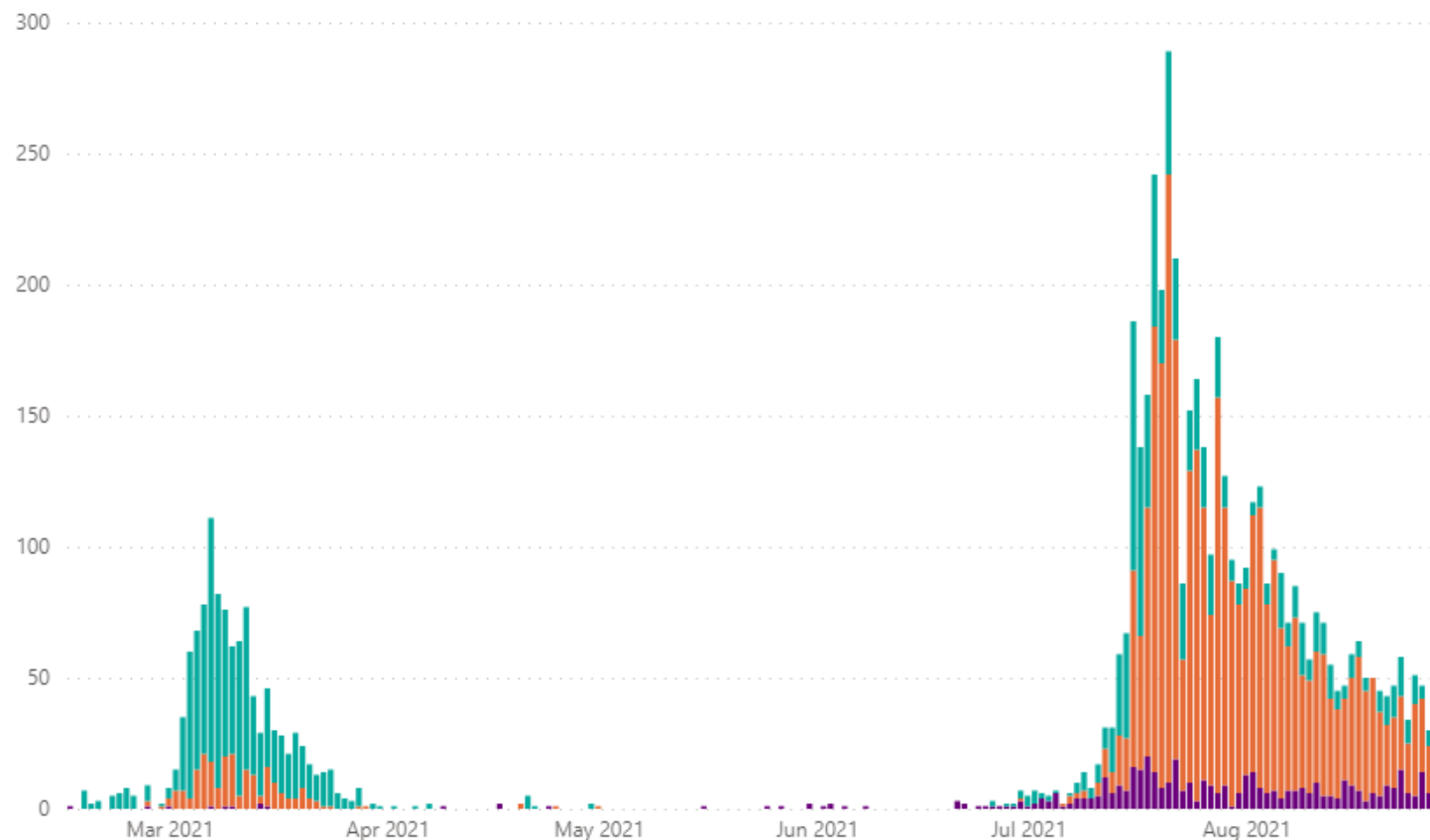
Date

EXPLANATION OF TERMS

- Active:** Cases currently being monitored by Contact Tracing
- From Travel:** Cases identified during isolation following Travel
- Known Source:** Cases with Contact Tracing links to another known local case
- Unknown Source:** Cases with no links to another known local case, commonly referred to as "Community Spread"
- Pending Analysis:** Contact Tracing have not completed investigation to determine source of infection

First Case in Selected Range 15 February 2021	LOCALLY ACQUIRED				
	ACTIVE CASES	FROM TRAVEL	KNOWN SOURCE	UNKNOWN SOURCE	PENDING ANALYSIS
	408	74	76	258	0
TOTAL CASES	FROM TRAVEL	KNOWN SOURCE	UNKNOWN SOURCE	PENDING ANALYSIS	
6151	479	1845	3429	398	


● Travel ● Locally Acquired (Unknown) ● Locally Acquired (Linked)



Rolling Averages

Default Date Range:
15th Feb 2021 to present

Date



670
14 DAY TOTAL

3 DAY AVERAGE PER DAY

43

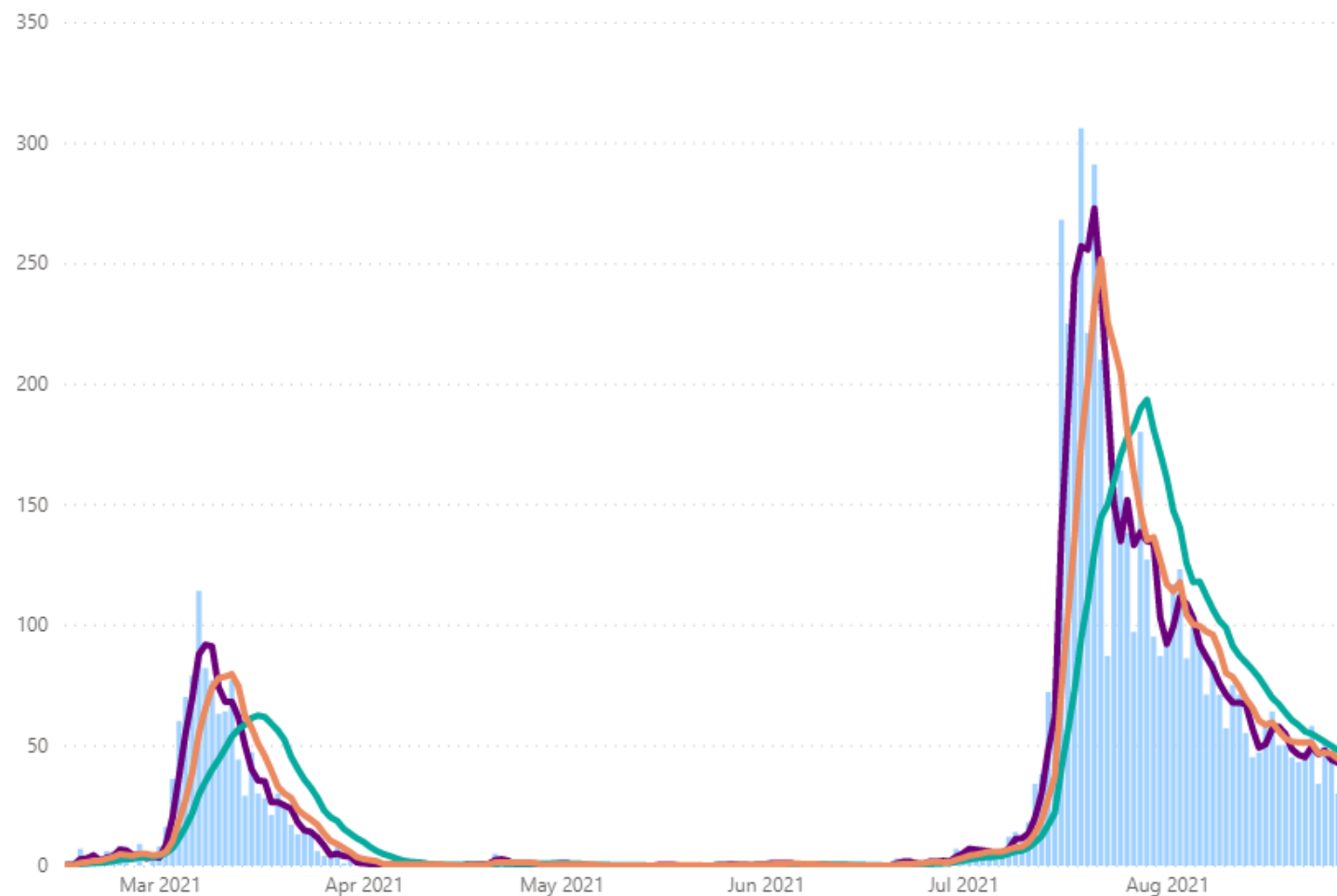
7 DAY AVERAGE PER DAY

44

14 DAY AVERAGE PER DAY

48

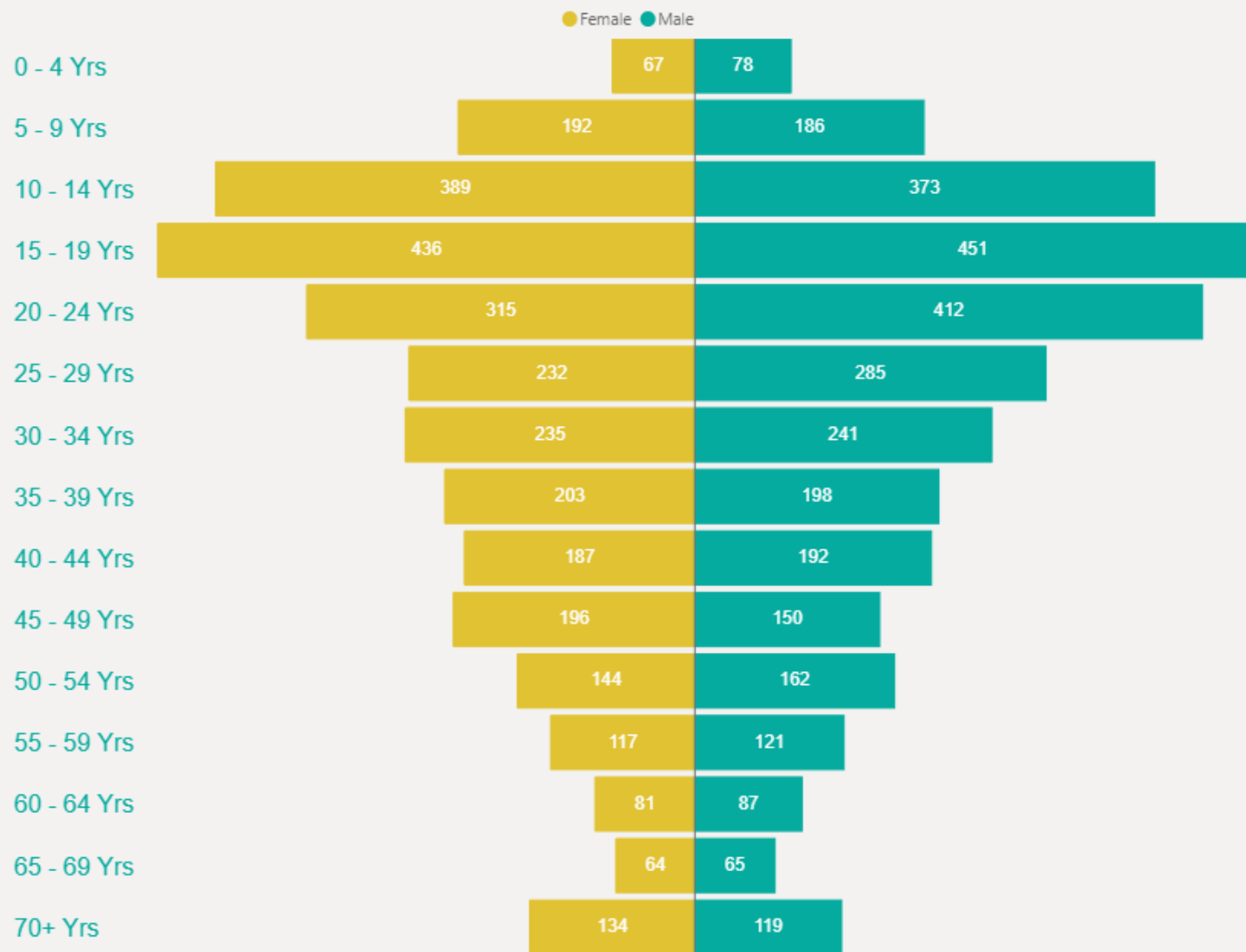
● Cases Per Day ● 3 Day Rolling Average ● 7 Day Rolling Average ● 14 Day Rolling Average





Age & Gender Profile

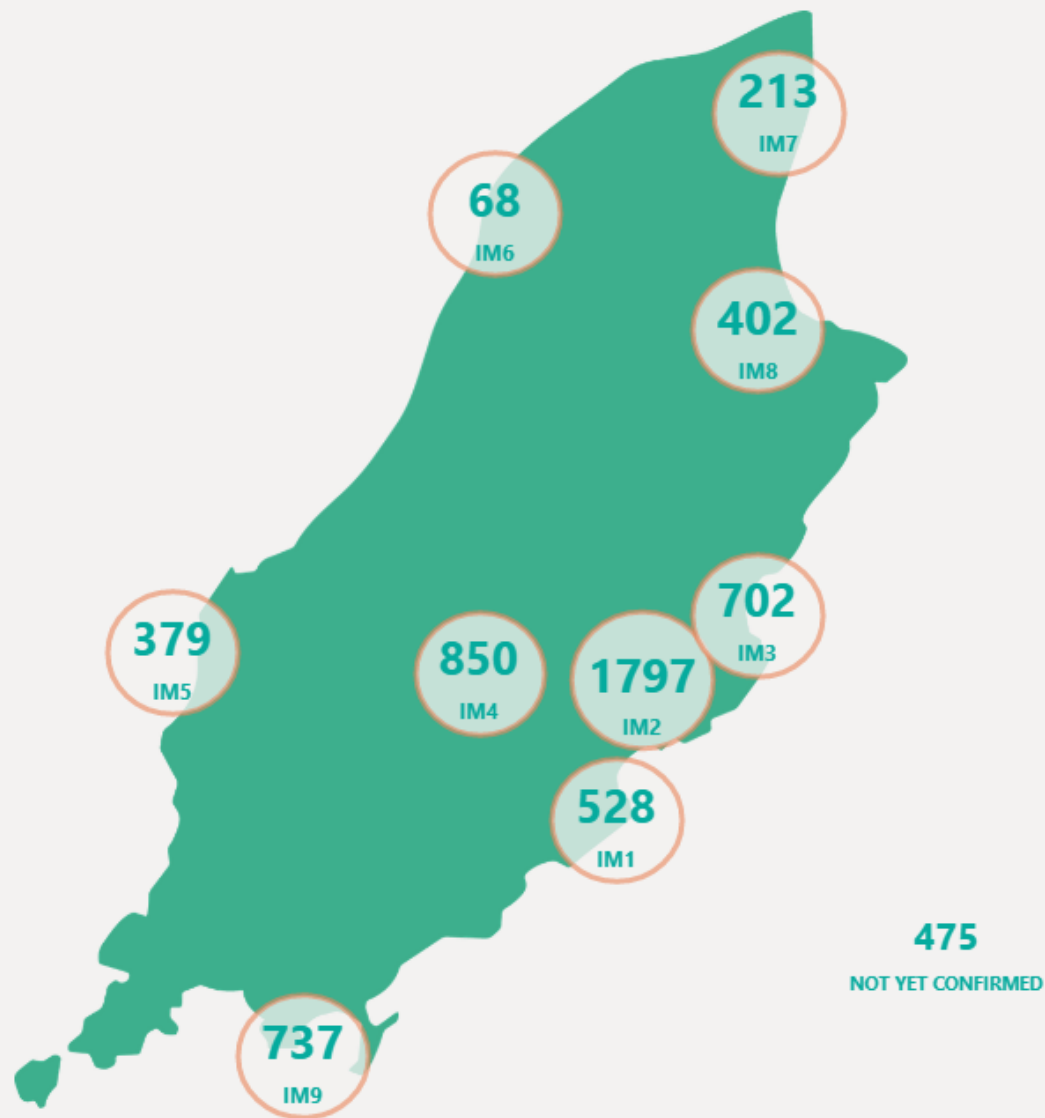
15th Feb 2021 to present





Location

15th Feb 2021 to present



Symptoms Overview

Default Date Range: 15th Feb 2021 to present

SELECT DATE RANGE

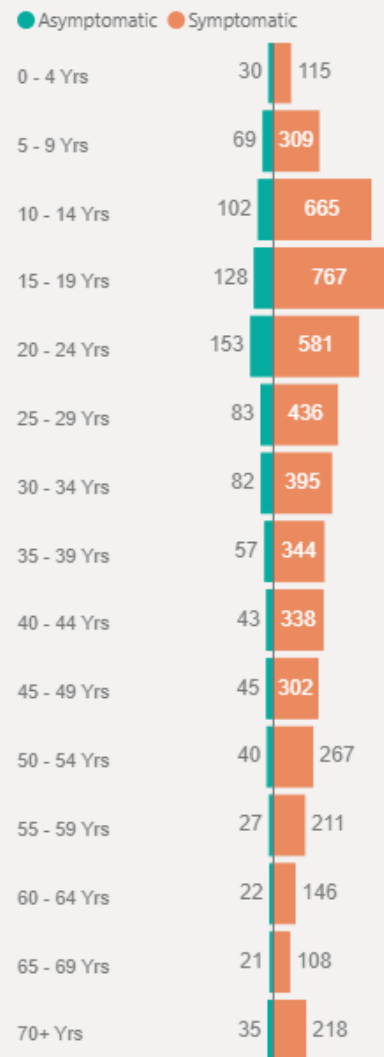
EXPLANATION OF TERMS

Asymptomatic: Case does not display expected symptoms of Covid19

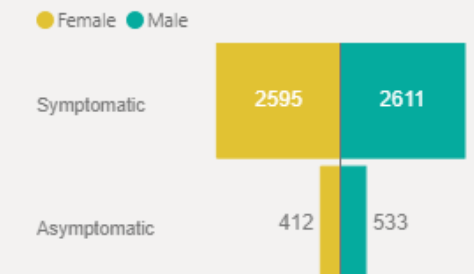
Symptomatic: Case displays expected symptoms of Covid19



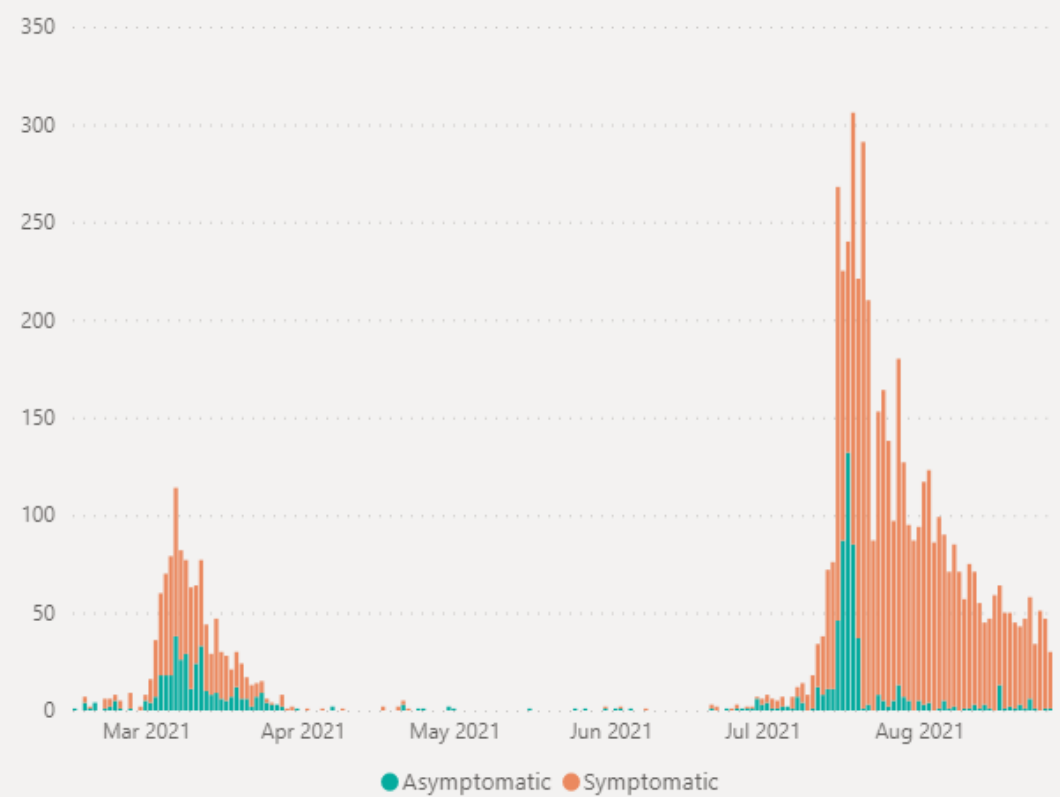
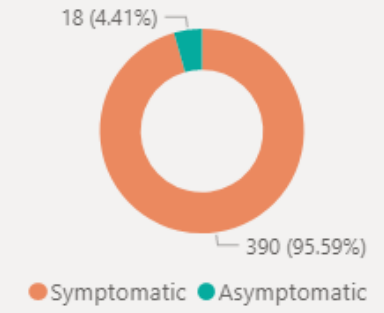
Symptoms By Age



Symptoms By Gender



Active Case Overview



Testing Overview

Default Date 28/08/2021

[Click here to Select Date Range](#)

EXPLANATION OF TERMS

Tests Undertaken: Total tests carried out in date range

Tests Concluded: Total tests where result has been determined

Positive Result Rate: Average rate of positive results in date range

Awaiting Result Notification: Number of people waiting to be told their result

Booked Tests Tomorrow: Number of pre-arranged test bookings taking place tomorrow

Explanation: Testing data has been aggregated with case data to provide a filterable dataset that remains as accurate as possible compared to confirmed cases. This has introduced a small margin of error in total number of tests. We are working to minimise the translation error. Summary Testing data is available [here](#)



112,2... TESTS
UNDERTAKEN

112,2... TESTS
CONCLUDED

5.87% POSITIVE RESULT
RATE

465 AWAITING RESULT
NOTIFICATION

421 BOOKED TESTS
TOMORROW