



# Case Summary

15th Feb 2021 to present

**1164**  
POSITIVE CASES

**4**  
ACTIVE

**4**  
IN COMMUNITY

**0** **0** **0** **0**  
HOSPITAL ICU

### NEW CASE BREAKDOWN

**0** **0**  
NEW CASES IN  
LAST 24 HOURS

Travel 0  
Locally Acquired (Known Source) 0  
Locally Acquired (Unknown Source) 0  
Pending Investigation 0

**1160**  
CLOSED

**1156**  
RECOVERED

**4**  
DEATHS

# Case Breakdown

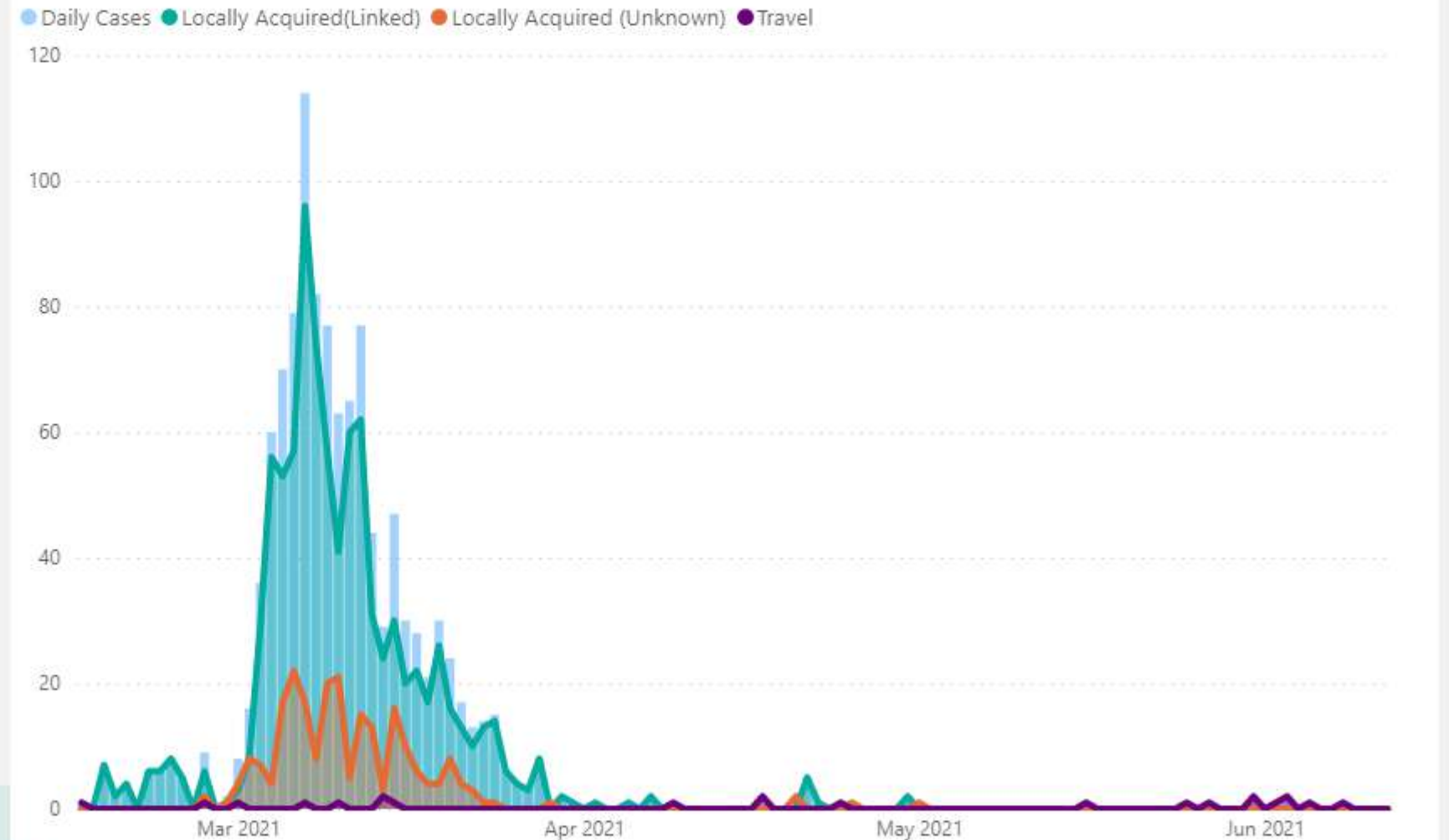
Default Date Range: 15th Feb 2021 to present

Date

## EXPLANATION OF TERMS

- Active:** Cases currently being monitored by Contact Tracing
- From Travel:** Cases identified during isolation following Travel
- Known Source:** Cases with links to another known local case
- Unknown Source:** Cases with no links to another known local case. Commonly referred to as "Community Spread"
- Pending Analysis:** Contact Tracing have not completed investigation to determine source of infection

First Case in Selected Range 15 February 2021	ACTIVE CASES	FROM TRAVEL	LOCALLY ACQUIRED		PENDING ANALYSIS
	4	4	KNOWN SOURCE	UNKNOWN SOURCE	0
	TOTAL CASES	FROM TRAVEL	KNOWN SOURCE	UNKNOWN SOURCE	PENDING ANALYSIS
	1164	22	913	229	0



# Case Breakdown

Default Date Range: 15th Feb 2021 to present

Date

**EXPLANATION OF TERMS**

**Active:** Cases currently being monitored by Contact Tracing

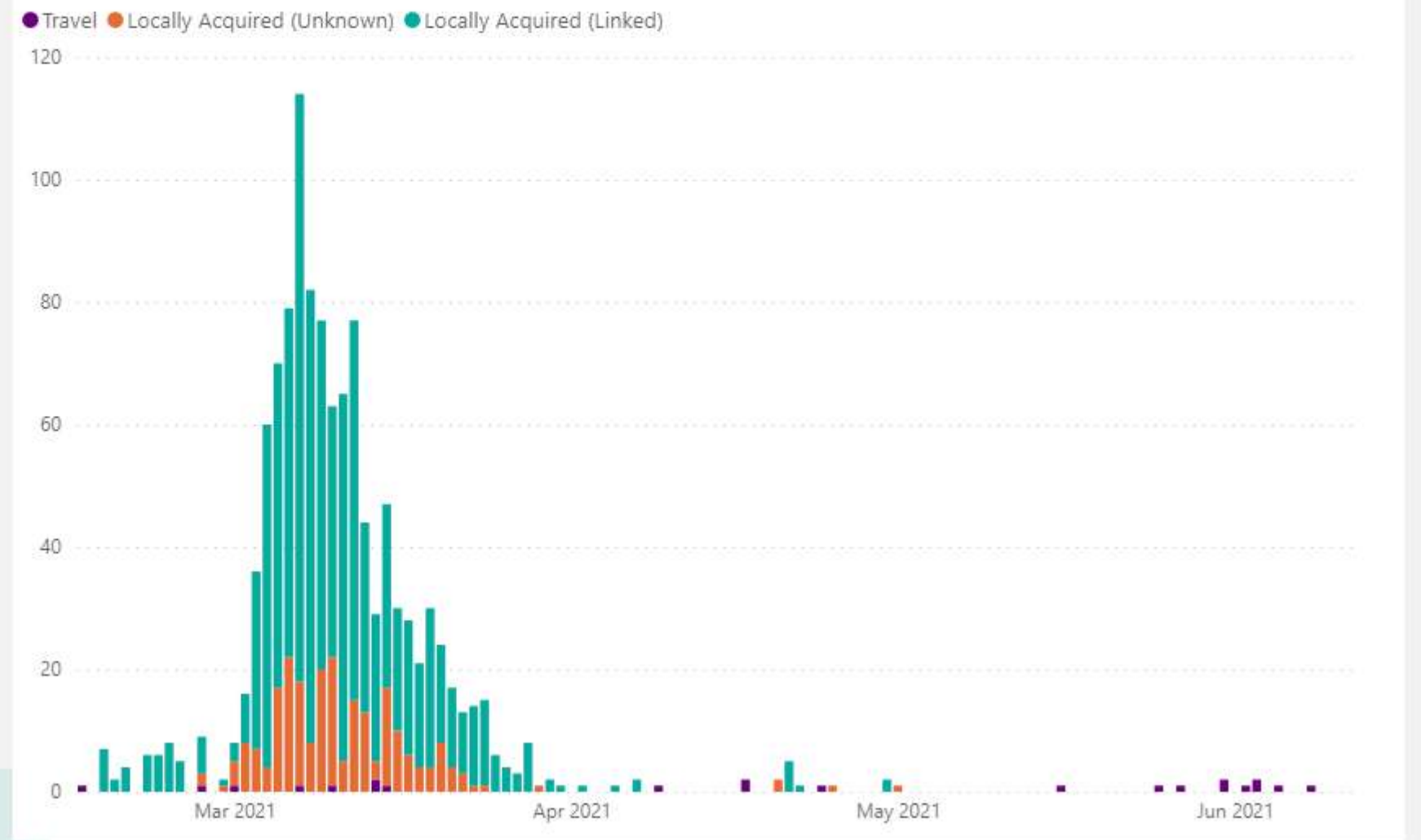
**From Travel:** Cases identified during isolation following Travel

**Known Source:** Cases with Contact Tracing links to another known local case

**Unknown Source:** Cases with no links to another known local case, commonly referred to as "Community Spread"

**Pending Analysis:** Contact Tracing have not completed investigation to determine source of infection

First Case in Selected Range 15 February 2021	ACTIVE CASES	FROM TRAVEL	LOCALLY ACQUIRED		PENDING ANALYSIS
	4	4	KNOWN SOURCE	UNKNOWN SOURCE	0
	TOTAL CASES	FROM TRAVEL	KNOWN SOURCE	UNKNOWN SOURCE	PENDING ANALYSIS
	1164	22	913	229	0



# Rolling Averages

Default Date Range:  
15th Feb 2021 to present

Date

7  
14 DAY TOTAL

3 DAY AVERAGE PER DAY

0

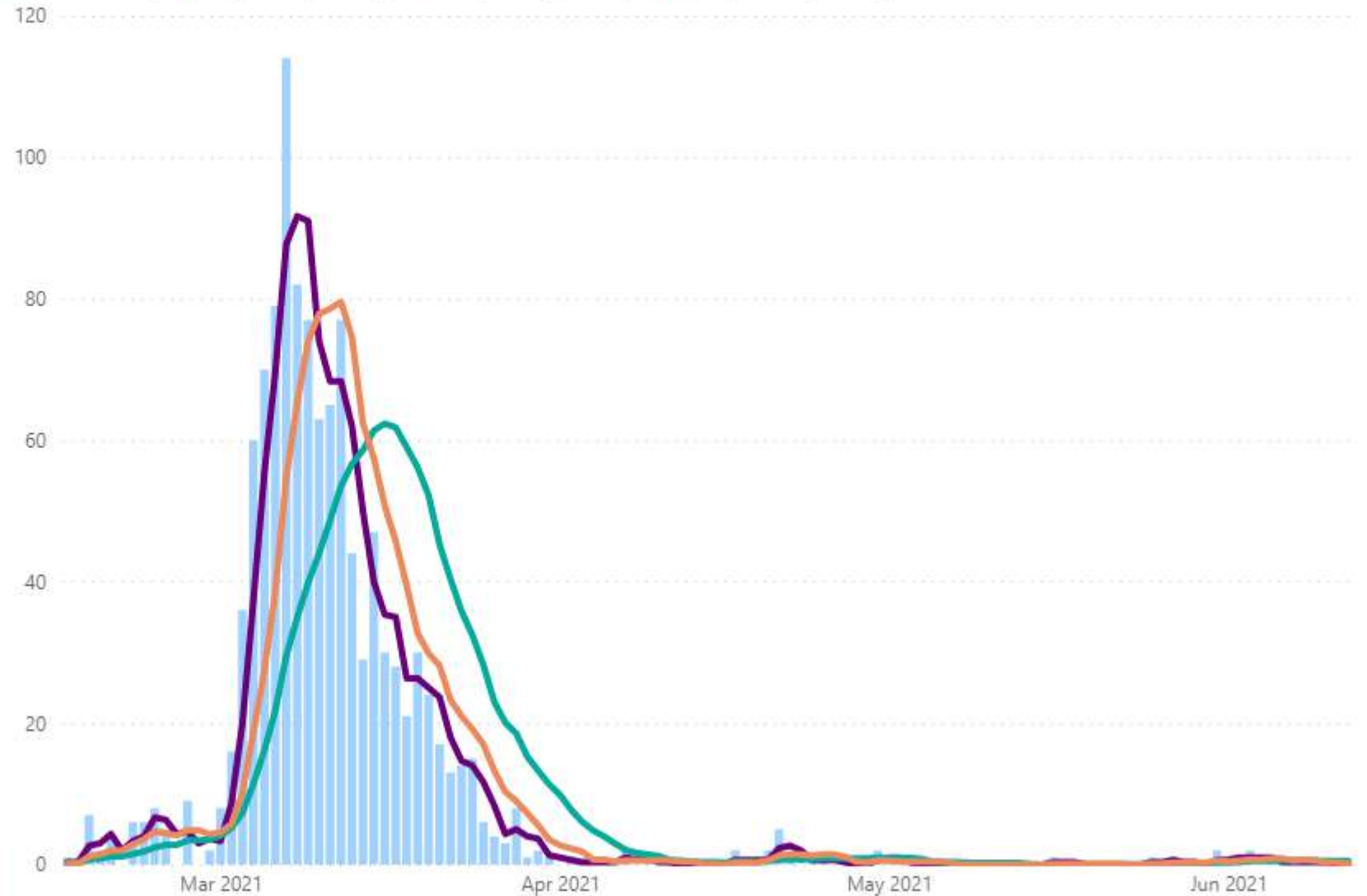
7 DAY AVERAGE PER DAY

0

14 DAY AVERAGE PER DAY

1

● Cases Per Day ● 3 Day Rolling Average ● 7 Day Rolling Average ● 14 Day Rolling Average

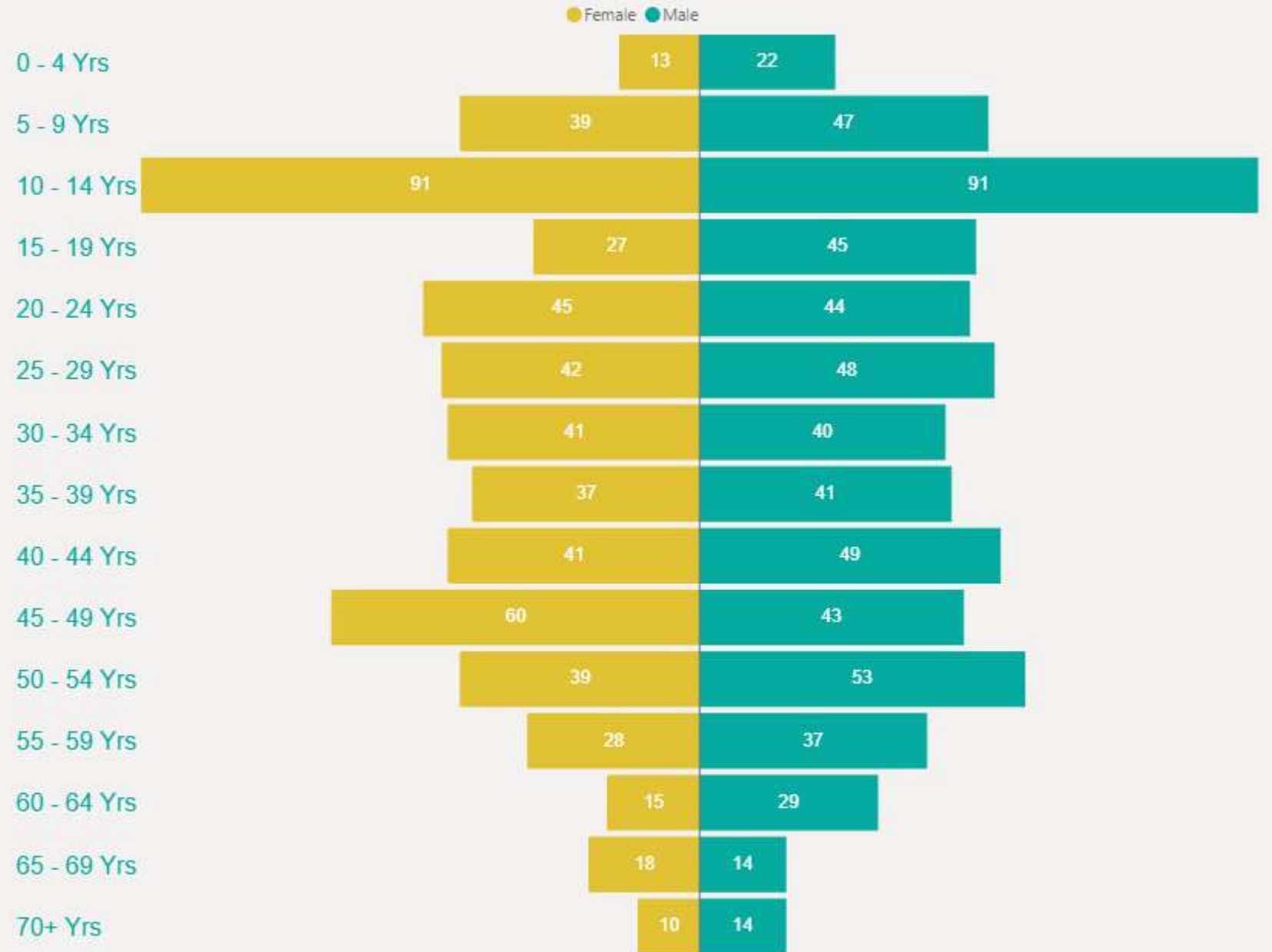






# Age & Gender Profile

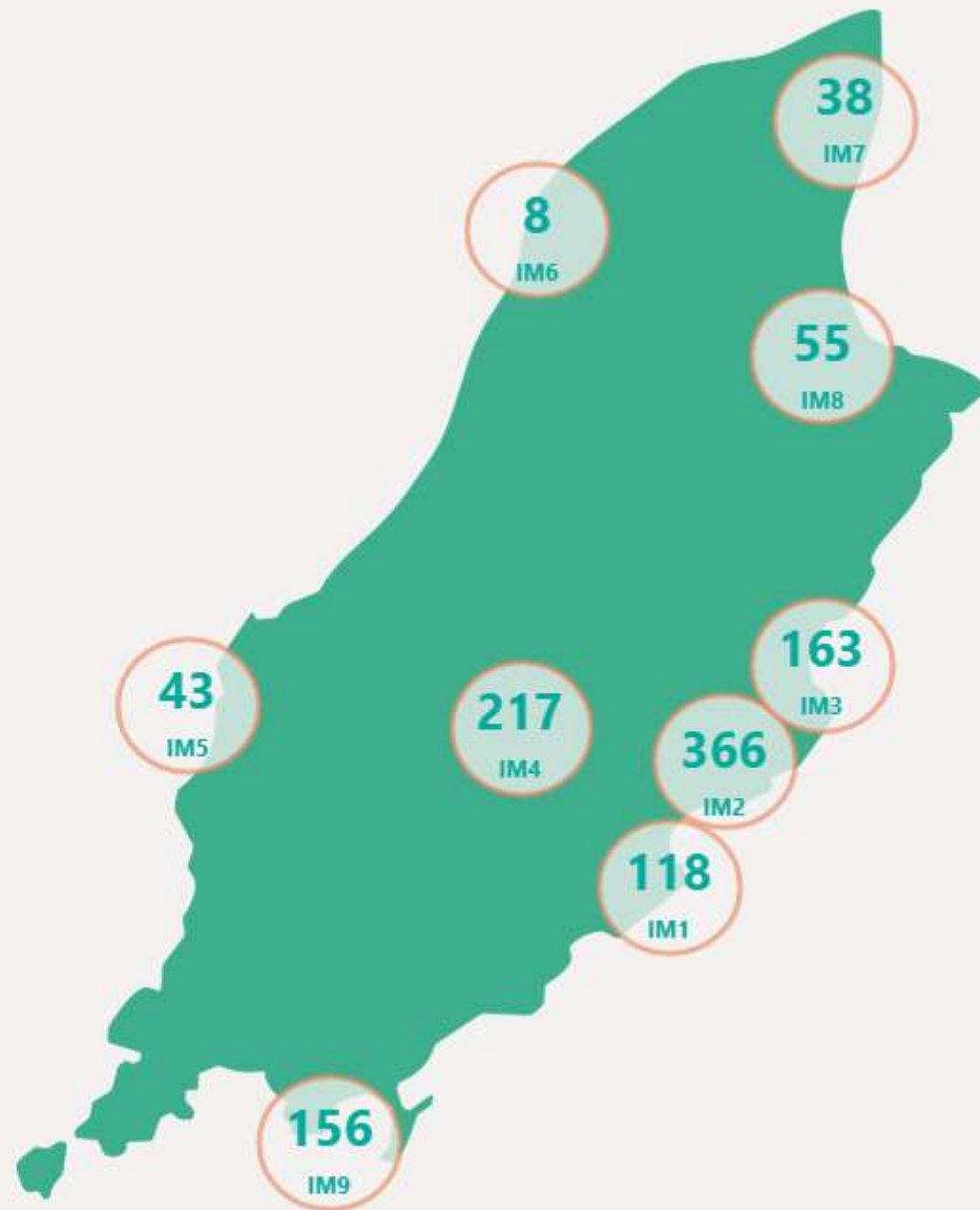
15th Feb 2021 to present





# Location

15th Feb 2021 to present



# Symptoms Overview

Default Date Range: 15th Feb 2021 to present

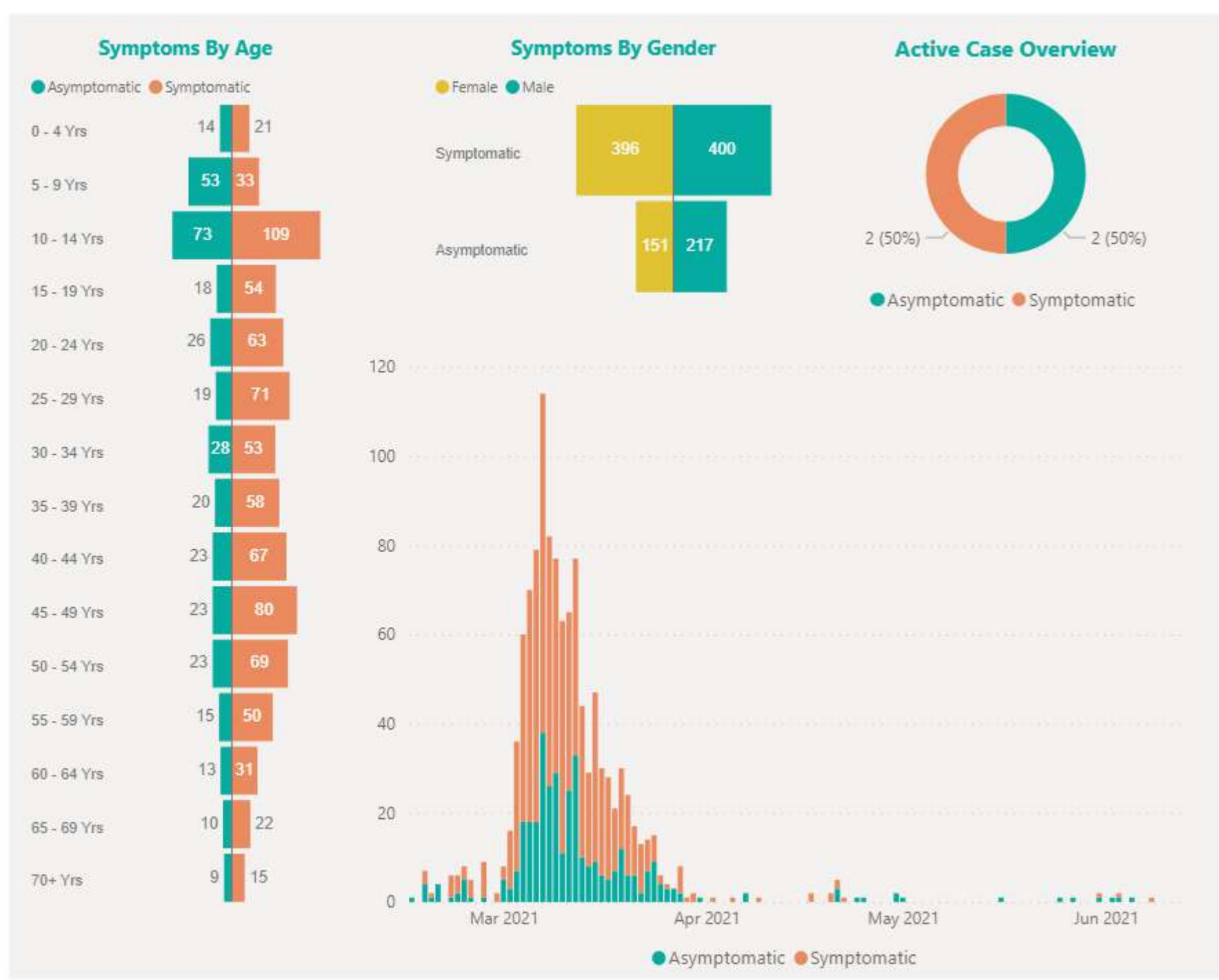
SELECT DATE RANGE

2/15/2021 6/12/2021

**EXPLANATION OF TERMS**

**Asymptomatic:** Case does not display expected symptoms of Covid19

**Symptomatic:** Case displays expected symptoms of Covid19



# Testing Overview

Default Date 12/06/2021

[Click here to Select Date Range](#)

## EXPLANATION OF TERMS

**Tests Undertaken:** Total tests carried out in date range

**Tests Concluded:** Total tests where result has been determined

**Positive Result Rate:** Average rate of positive results in date range

**Awaiting Result Notification:** Number of people waiting to be told their result.

**Booked Tests Tomorrow:** Number of pre-arranged test bookings taking place tomorrow

*Explanation: Testing data has been aggregated with case data to provide a filterable dataset that remains as accurate as possible compared to confirmed cases. This has introduced a small margin of error in total number of tests. We are working to minimise the translation error. Summary Testing data is available [here](#)*



617

TESTS  
UNDERTAKEN

591

TESTS  
CONCLUDED

0.00%

POSITIVE RESULT  
RATE

347

AWAITING RESULT  
NOTIFICATION

494

BOOKED TESTS  
TOMORROW