



KDCA

Korea Disease Control and
Prevention Agency

Updates on COVID-19 in Republic of Korea

4 January 2021

Local transmission cases as of 0:00 today (cumulative since 3 January 2020)

	Total	City							
		Seoul	Busan	Daegu	Incheon	Gwangju	Daejeon	Ulsan	Sejong
New	985	324	34	29	101	74	6	5	0
Cumulative	58,767	19,477	1,914	7,815	2,966	1,115	829	678	130
	Total	Province							
		Gyeonggi	Gangwon	Chung-buk	Chung-nam	Jeon-buk	Jeon-nam	Gyeong-buk	Gyeong-nam
New	260	28	23	22	9	3	25	33	9
Cumulative	14,309	1,282	1,196	1,590	789	532	2,400	1,327	418

Imported cases, as of 0:00 today (cumulative since 3 January 2020)

	Total	Region/Country						Where confirmed		Nationality	
		China	Asia ex-China	Europe	America	Africa	Oceania	Point of Entry	Community	Korean	Other
New	35	0	14	2	18	1	0	11	24	22	13
Total	5,497	34 (0.6%)	2,583 (47.0%)	979 (17.8%)	1,704 (31.0%)	175 (3.2%)	22 (0.4%)	2,481 (45.1%)	3,016 (54.9%)	3,015 (54.8%)	2,482 (45.2%)

* Asia excluding China: Indonesia 7, India 2, Myanmar 1, Russia 2, Japan 1, Pakistan 1
 Europe: Greece 1, Germany 1
 America: US 13, Canada 3, Mexico 1, Brazil 1
 Africa: Tanzania 1

Case status, as of 0:00 today (cumulative since 3 January 2020)

	Discharged from isolation	Under isolation	Severe/critical cases	Deceased
As of 0:00 3 January 2021 (Sun)	44,507	17,775	355	962
As of 0:00 4 January 2021 (Mon)	45,240	18,043	351	981
Difference	(+)733	(+)268	(-)4	(+)19

* Based on case data reported to the KDCA

** Severe/Critical: COVID-19 patients in isolation being treated with high flow oxygen therapy, mechanical ventilator, ECMO (Extracorporeal Membrane Oxygenation), CRRT (Continuous Renal Replacement Therapy)

※ Figures subject to correction based on findings from epidemiological investigations



KDCA

Korea Disease Control and
Prevention Agency

Updates on COVID-19 in Republic of Korea

4 January 2021

Recent major local clusters as of 12:00 today

Location	Cluster	New cases	Total cases
Seoul Songpa-gu	Correctional facility	121	1084
Seoul Guro-gu	Convalescent hospital / nursing home	4	210
Seoul Gangbuk-gu	Child care facility	15	16
Gyeonggi Yongin-si	Religious facility	47	75
Gyeonggi Suwon-si	Religious facility 2	16	17
Gyeonggi Icheon-si	Religious facility	14	15
Incheon Gyeyang-gu	Convalescent hospital	48	49
Chungnam Asan-si	Bible study gathering	13	14
Chungbuk Chungju-si	Religious facility	18	43
Gwangju Gwangsan-gu	Convalescent hospital	64	65
Busan Yeongdo-gu	Elderly health center	8	67

* The specific figures may differ from the daily reported statistics or figures disclosed by local municipalities due to factors such as report timing and differences in the time period considered

Weekly risk assessment indicators

		Week 50 (12.06.~12.12.)	Week 51 (12.13.~12.19.)	Week 52 (12.20.~12.26.)	Week 53 (12.27.~1.2.)
Daily average confirmed cases (n)	Local	661.6	948.6	1,017.0	931.3
	Imported	27.6	27.3	31.3	24.7
	Total	689.1	975.9	1,048.3	956.0
Cases with chain of transmission under investigation (%)(n)		22.6 (1,089/4,824)	27.9 (1,909/6,831)	25.6 (1,880/7,338)	27.0 (1,804/6,692)
Percentage under management (Percent of new cases confirmed while under self-quarantine)		38.3	33.5	33.0	34.0
New clusters		54 (▲ ⁹ ²)	71 (▲ ³⁷ ²)	53 (▲ ³⁴ ²)	21 ³)
Reproduction number (Rt)		1.18	1.28	1.11	1.00
Average critical/severe patients(n)		151	223	288	330
Number of deaths (n)		38	81	134	149
Number of ICU available		62	38	164	191

※ Figures subject to change upon new findings from investigation

* Reclassified due to epidemiological link found

** Investigation ongoing



KDCA

Korea Disease Control and Prevention Agency

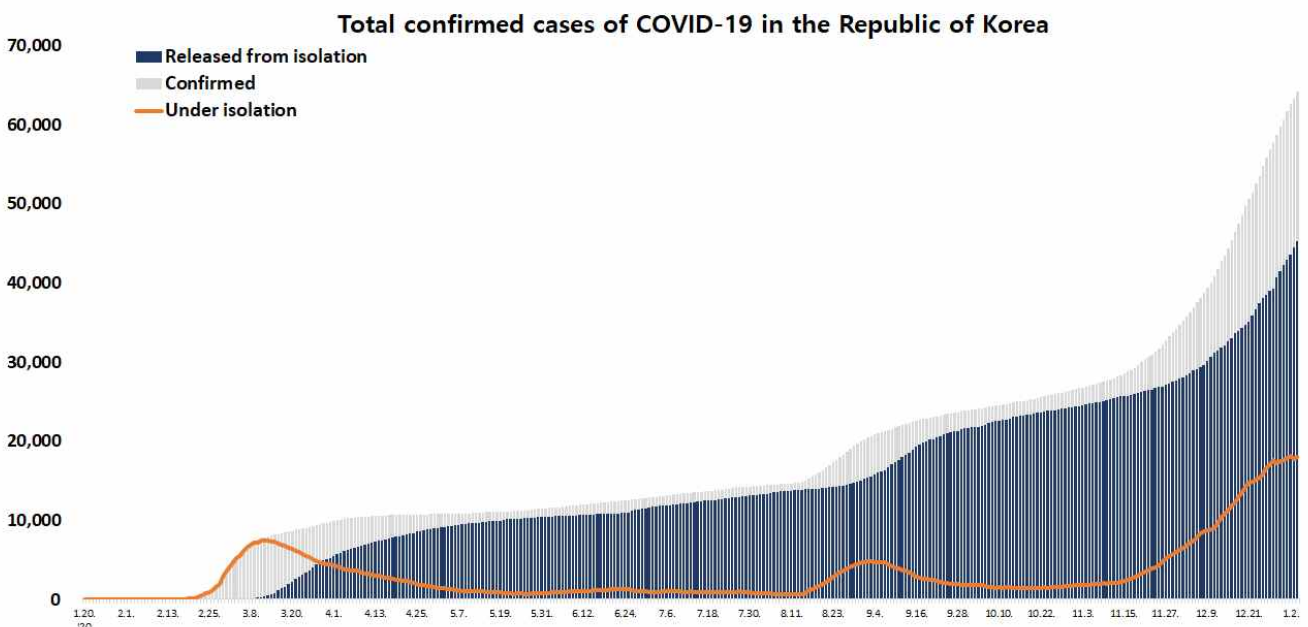
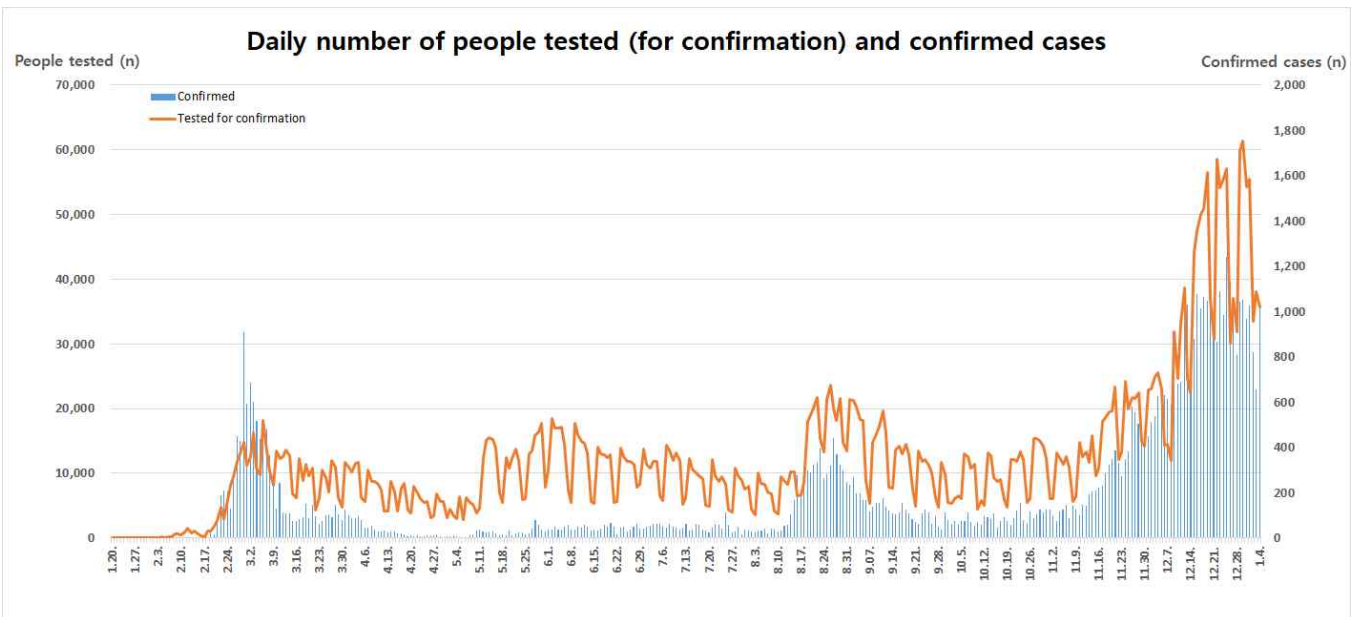
Updates on COVID-19 in Republic of Korea

4 January 2021

Overall case and test status as of 0:00 today (cumulative since 3 January 2020)

Period (since 3 Jan)	Total	Tested positive (PCR)				Testing in progress	Tested negative (PCR)
		Confirmed	Discharged from isolation	Under isolation	Deceased		
As of 0:00 3 January 2021 (Sun)	4,340,838	63,244	44,507	17,775	962	186,472	4,091,122
As of 0:00 4 January 2021 (Mon)	4,376,608	64,264	45,240	18,043	981	190,732	4,121,612
Difference	+35,770	+1,020	+733	+268	+19	+4,260	+30,490

* Based on case data reported to the KDCA
 ** Testing in progress includes number of completed tests with negative results that are being recorded with delays
 ※ Figures subject to correction based on findings from epidemiological investigations





KDCA

Korea Disease Control and
Prevention Agency

Updates on COVID-19 in Republic of Korea

4 January 2021

Regional distribution of cases as of 0:00 today (cumulative since 3 January 2020)

Region	New cases		Total cases	(%)	Incidence rate* (per 100,000)
	Local	Imported			
Seoul	324	5	20,138	(31.34)	206.89
Busan	34	3	2,007	(3.12)	58.82
Daegu	29	0	7,924	(12.33)	325.22
Incheon	101	2	3,126	(4.86)	105.75
Gwangju	74	0	1,211	(1.88)	83.13
Daejeon	6	0	874	(1.36)	59.29
Ulsan	5	0	745	(1.16)	64.95
Sejong	0	0	154	(0.24)	44.99
Gyeonggi	260	8	15,434	(24.02)	116.48
Gangwon	28	0	1,329	(2.07)	86.27
Chungbuk	23	0	1,271	(1.98)	79.47
Chungnam	22	1	1,707	(2.66)	80.43
Jeonbuk	9	4	874	(1.36)	48.09
Jeonnam	3	0	592	(0.92)	31.75
Gyeongbuk	25	0	2,507	(3.90)	94.16
Gyeongnam	33	0	1,442	(2.24)	42.90
Jeju	9	1	448	(0.70)	66.79
Border Screening	0	11	2,481	(3.86)	-
Total	985	35	64,264	(100)	123.95

* Total (cumulative) number of cases reported since January 2020 of region / Population of region (based on resident registration data of the Ministry of the Interior as of January 2020)

* Incidence rate based on the number of confirmed cases with the address of the reporting institution



KDCA

Korea Disease Control and
Prevention Agency

Updates on COVID-19 in Republic of Korea

4 January 2021

Confirmed cases by gender and age group

		New cases (%)	Total cases (%)	Incidence rate* (per 100,000)
Total		1,020 (100)	64,264 (100)	123.95
Sex	Male	536 (52.55)	31,423 (48.90)	121.50
	Female	484 (47.45)	32,841 (51.10)	126.39
Age	80 or above	81 (7.94)	3,232 (5.03)	170.17
	70-79	69 (6.76)	5,028 (7.82)	139.39
	60-69	153 (15.00)	10,186 (15.85)	160.55
	50-59	187 (18.33)	12,073 (18.79)	139.30
	40-49	172 (16.86)	9,144 (14.23)	109.00
	30-39	127 (12.45)	8,184 (12.73)	116.17
	20-29	120 (11.76)	10,147 (15.79)	149.08
	10-19	71 (6.96)	4,027 (6.27)	81.51
0-9	40 (3.92)	2,243 (3.49)	54.07	

* Total (cumulative) number of cases reported since January 2020 by sex and age / Population by sex and age (based on resident registration data of the Ministry of the Interior as of January 2020)

※ Figures subject to correction based on findings from epidemiological investigations

Deaths by gender and age group

		New deaths (%)	Total deaths (%)	Case fatality rate (%)
Total		19 (100)	981 (100)	1.53
Sex	Male	8 (42.11)	491 (50.05)	1.56
	Female	11 (57.89)	490 (49.95)	1.49
Age	80 or above	15 (78.95)	545 (55.56)	16.86
	70-79	3 (15.79)	277 (28.24)	5.51
	60-69	1 (5.26)	116 (11.82)	1.14
	50-59	0 (0.00)	32 (3.26)	0.27
	40-49	0 (0.00)	7 (0.71)	0.08
	30-39	0 (0.00)	4 (0.41)	0.05
	20-29	0 (0.00)	0 (0.00)	0.00
	10-19	0 (0.00)	0 (0.00)	0.00
0-9	0 (0.00)	0 (0.00)	0.00	

* Case fatality rate (CFR) (%) = Number of deaths / Number of confirmed cases x 100

※ Figures subject to correction based on findings from epidemiological investigations



KDCA

Korea Disease Control and
Prevention Agency

Updates on COVID-19 in Republic of Korea

4 January 2021

AGE DISTRIBUTION OF SEVERE/CRITICAL CASES

	12.22.	12.23.	12.24.	12.25.	12.26.	12.27.	12.28.	12.29.	12.30.	12.31.	1.1.	1.2.	1.3.	1.4.
Total	281	284	291	311	299	293	295	330	332	344	354	361	355	351

	Severe/Critical	(%)
Total	351	(100.0)
80 and above	83	(23.6)
70-79	133	(37.9)
60-69	97	(27.6)
50-59	30	(8.5)
40-49	8	(2.3)
30-39	0	(0.0)
20-29	0	(0.0)
10-19	0	(0.0)
0-9	0	(0.0)

* Severe/Critical: COVID-19 patients in isolation being treated with high flow oxygen therapy, mechanical ventilator, ECMO (Extracorporeal Membrane Oxygenation), CRRT (Continuous Renal Replacement Therapy)

* ICU treatment is decided based on the need for intensive care based on factors such as clinical condition and presence of any underlying medical condition and may differ from severe and critical case classification criteria. The number of severe/critical cases may not match the number of patients in ICU.

※ Figures subject to correction based on findings from epidemiological investigations



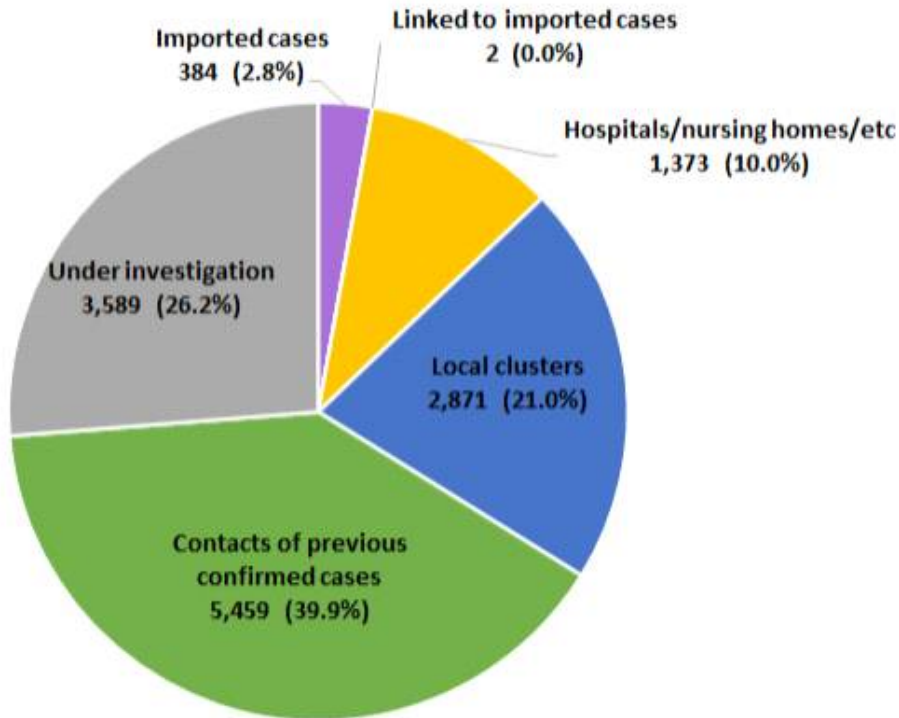
KDCA

Korea Disease Control and Prevention Agency

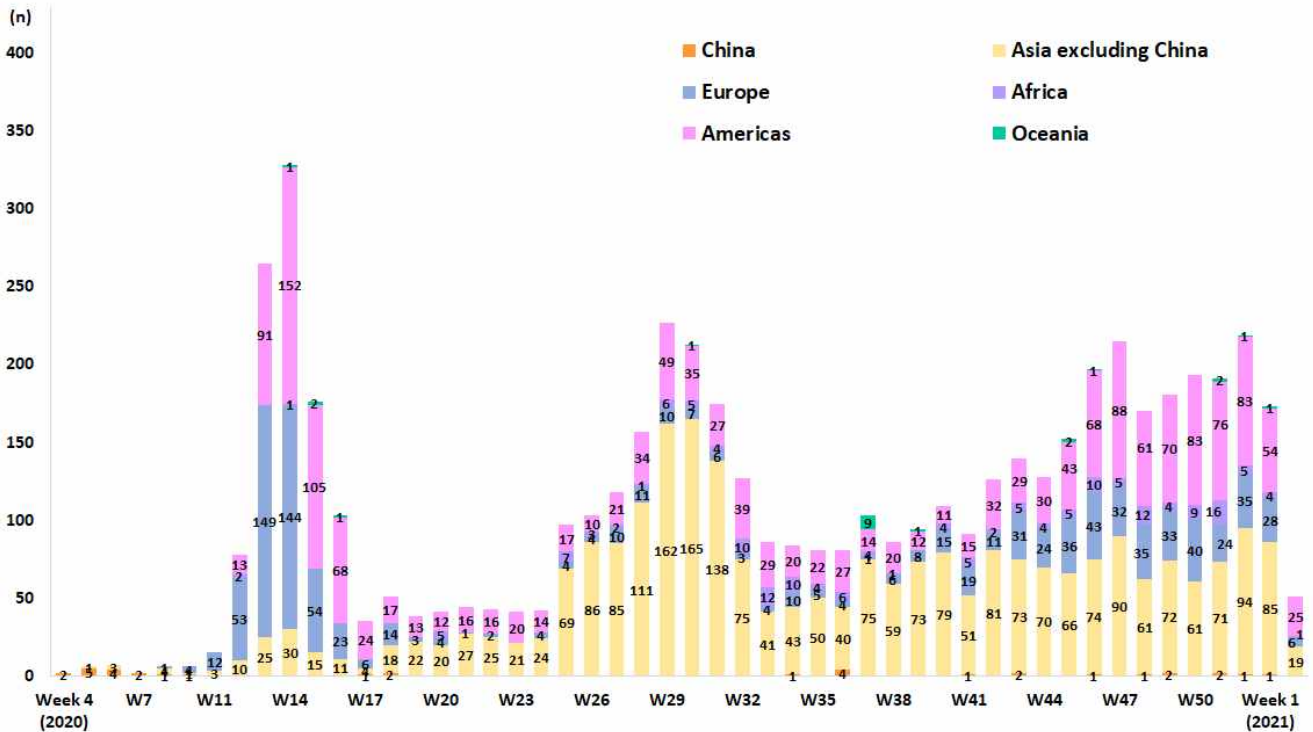
Updates on COVID-19 in Republic of Korea

4 January 2021

NEW CASES (LAST 2 WEEKS) BY CHAIN OF TRANSMISSION



IMPORTED CASES





KDCA

Korea Disease Control and
Prevention Agency

Updates on COVID-19 in Republic of Korea

4 January 2021

REGIONAL DISTRIBUTION AND EPIDEMIOLOGICAL LINKS OF CONFIRMED CASES

Region	Confirmed cases									Other major clusters
	Total	Imported cases	Clusters				Other*	Under investigation	New cases	
			Sub-total	Shin-cheonji cluster	Other local clusters	Imported related				
Seoul	20,138	661	7,843	8	7,754	81	6,563	5,071	329	Past large clusters: • Sarang Jeil Church (1173) • Aug 15 Seoul rallies (650) • Nightclubs (277) • Yongjin Woori Jeil Church (221) • Richway (210) • Guro-gu call center (170) • Coupang fulfillment center (152) • Gwangju door-to-door sales (150) • Newly planted churches group (119)
Busan	2,007	93	1,237	12	1,170	55	427	250	37	
Daegu	7,924	109	5,719	4,512	1,200	7	1,207	889	29	
Incheon	3,126	160	1,471	2	1,460	9	974	521	103	
Gwangju	1,211	96	866	9	851	6	145	104	74	
Daejeon	874	45	438	2	435	1	259	132	6	
Ulsan	745	67	557	16	537	4	76	45	5	
Sejong	154	24	72	1	70	1	32	26	0	
Gyeonggi	15,434	1,125	5,764	29	5,666	69	5,286	3,259	268	
Gangwon	1,329	47	811	17	793	1	301	170	28	
Chungbuk	1,271	75	616	6	603	7	375	205	23	
Chungnam	1,707	117	854	0	853	1	444	292	23	
Jeonbuk	874	85	566	1	565	0	145	78	13	
Jeonnam	592	60	393	1	390	2	83	56	3	
Gyeongbuk	2,507	107	1,565	565	1,000	0	541	294	25	
Gyeongnam	1,442	115	877	32	841	4	268	182	33	
Jeju	448	30	263	0	262	1	101	54	10	
Points of Entry	2,481	2,481	0	0	0	0	0	0	11	
Total	64,264 (%)	5,497 (8.6)	29,912 (46.5)	5,213 (8.1)	24,450 (38.0)	249 (0.4)	17,227 (26.8)	11,628 (18.1)	1,020	

* Includes contacts of confirmed cases

※ The interim classification is based on the reporting location, which may change depending on further epidemiological investigation.