



KDCA

Korea Disease Control and Prevention Agency

# Updates on COVID-19 in Republic of Korea

10 January 2021

## Local transmission cases as of 0:00 today (cumulative since 10 January 2020)

	Total	City							
		Seoul	Busan	Daegu	Incheon	Gwangju	Daejeon	Ulsan	Sejong
<b>New</b>	<b>631</b>	<b>179</b>	<b>32</b>	<b>34</b>	<b>32</b>	<b>18</b>	<b>4</b>	<b>34</b>	<b>0</b>
<b>Cumulative</b>	<b>62,937*</b>	<b>20,769</b>	<b>2,060*</b>	<b>7,939</b>	<b>3,194</b>	<b>1,241</b>	<b>870</b>	<b>745</b>	<b>134</b>
	Total	Province							
		Gyeonggi	Gangwon	Chung-buk	Chung-nam	Jeon-buk	Jeon-nam	Gyeong-buk	Gyeong-nam
<b>New</b>	<b>189</b>	<b>20</b>	<b>8</b>	<b>30</b>	<b>6</b>	<b>3</b>	<b>19</b>	<b>19</b>	<b>4</b>
<b>Cumulative</b>	<b>15,705</b>	<b>1,391</b>	<b>1,311</b>	<b>1,727</b>	<b>843</b>	<b>545</b>	<b>2,553</b>	<b>1,455</b>	<b>455</b>

\* Corrected local reporting error (Jan 3. 0:00, Seoul +1, Gyeonggi -1),  
Corrected local reporting error (Jan 4. 0:00, Seoul +1 (Imported→Local))

## Imported cases, as of 0:00 today (cumulative since 10 January 2020)

	Total	Region/Country						Where confirmed		Nationality	
		China	Asia ex-China	Europe	America	Africa	Oceania	Point of Entry	Community	Korean	Other
<b>New</b>	<b>34</b>	<b>0</b>	<b>19</b>	<b>5</b>	<b>7</b>	<b>3</b>	<b>0</b>	<b>14</b>	<b>20</b>	<b>23</b>	<b>11</b>
<b>Total</b>	<b>5,727<sup>1)</sup></b>	<b>34</b> <b>(0.6%)</b>	<b>2,658<sup>1)</sup></b> <b>(46.4%)</b>	<b>997</b> <b>(17.4%)</b>	<b>1,826</b> <b>(31.9%)</b>	<b>190</b> <b>(3.3%)</b>	<b>22</b> <b>(0.4%)</b>	<b>2,546</b> <b>(44.5%)</b>	<b>3,181<sup>1)</sup></b> <b>(55.5%)</b>	<b>3,129</b> <b>(54.6%)</b>	<b>2,598<sup>1)</sup></b> <b>(45.4%)</b>

\* Asia excluding China: Nepal 1, India 1, Indonesia 3, Russia 1, Kazakhstan 1, Japan 1, Pakistan 1, Europe: Ukraine 2, Netherlands 1, Croatia 1, Greece 1, Sweden 1, America: US 25, Africa: DR Congo 1, Burundi 1, Sudan 1

<sup>1)</sup> Corrected local reporting error (Jan 4. 0:00, America -1, Community (Seoul) -1, Other -1)

## Case status, as of 0:00 today (cumulative since 10 January 2020)

	Discharged from isolation	Under isolation	Severe/critical cases	Deceased
<b>As of 0:00 9 January 2021 (Sat)</b>	<b>49,324</b>	<b>17,575</b>	<b>409</b>	<b>1,100</b>
<b>As of 0:00 10 January 2021 (Sun)</b>	<b>50,409</b>	<b>17,130</b>	<b>401</b>	<b>1,125</b>
<b>Difference</b>	<b>(+)1,085</b>	<b>(-)445</b>	<b>(-)8</b>	<b>(+)25</b>

\* Based on case data reported to the KDCA

\*\* Severe/Critical: COVID-19 patients in isolation being treated with high flow oxygen therapy, mechanical ventilator, ECMO (Extracorporeal Membrane Oxygenation), CRRT (Continuous Renal Replacement Therapy)

※ Figures subject to correction based on findings from epidemiological investigations



KDCA

Korea Disease Control and Prevention Agency

# Updates on COVID-19 in Republic of Korea

10 January 2021

## Recent major local clusters as of 12:00 today

Location	Cluster	New cases	Total cases
Seoul Yangcheon-gu	Care facility 2	17	33
Seoul Jungnang-gu	Religious facility	2	63
Seoul Nowon-gu	Hospital	16	48
Gyeonggi Yangju-si	Construction site	36	37
Gyeonggi Yongin-si Suji-gu	Religious facility	19	94
Gyeonggi Suwon-si	Religious facility 2	15	32
Gangwon Wonju-si	Religious facility	37	38
Chungbuk Cheongju-si	Religious facility 2	15	16
Chungbuk Goesan-gun / Eumseong-gun / Jincheon-gun	Hospitals	22	281
Gwangju Gwangsan-gu	Convalescent hospital	13	78
Daegu Dalseo-gu	Healthcare facility	6	27
Gyeongbuk Gumi-si	Religious facility 2	13	100
Ulsan Jung-gu	Mission group	19	119

\* The specific figures may differ from the daily reported statistics or figures disclosed by local municipalities due to factors such as report timing and differences in the time period considered

## Weekly risk assessment indicators

		Week 50 (12.06.~12.12.)	Week 51 (12.13.~12.19.)	Week 52 (12.20.~12.26.)	Week 53 (12.27.~1.2.)
Daily average confirmed cases (n)	Local	661.6	948.6	1,017.0	<b>931.3</b>
	Imported	27.6	27.3	31.3	<b>24.7</b>
	Total	689.1	975.9	1,048.3	<b>956.0</b>
Cases with chain of transmission under investigation (%) <sup>(n)</sup>		22.6 (1,089/4,824)	27.9 (1,909/6,831)	25.6 (1,880/7,338)	<b>27.0</b> (1,804/6,692)
Percentage under management (Percent of new cases confirmed while under self-quarantine)		38.3	33.5	33.0	<b>34.0</b>
New clusters		54 (▲ <sup>9<sup>2</sup></sup> )	71 (▲ <sup>37<sup>2</sup></sup> )	53 (▲ <sup>34<sup>2</sup></sup> )	<b>21<sup>3</sup></b>
Reproduction number (Rt)		<b>1.18</b>	<b>1.28</b>	<b>1.11</b>	<b>1.00</b>
Average critical/severe patients(n)		151	223	288	<b>330</b>
Number of deaths (n)		38	81	134	<b>149</b>
Number of ICU available		62	38	164	<b>191</b>

※ Figures subject to change upon new findings from investigation

\*\* Investigation ongoing

\* Reclassified due to epidemiological link found



KDCA

Korea Disease Control and Prevention Agency

# Updates on COVID-19 in Republic of Korea

10 January 2021

Overall case and test status as of 0:00 today (cumulative since 10 January 2020)

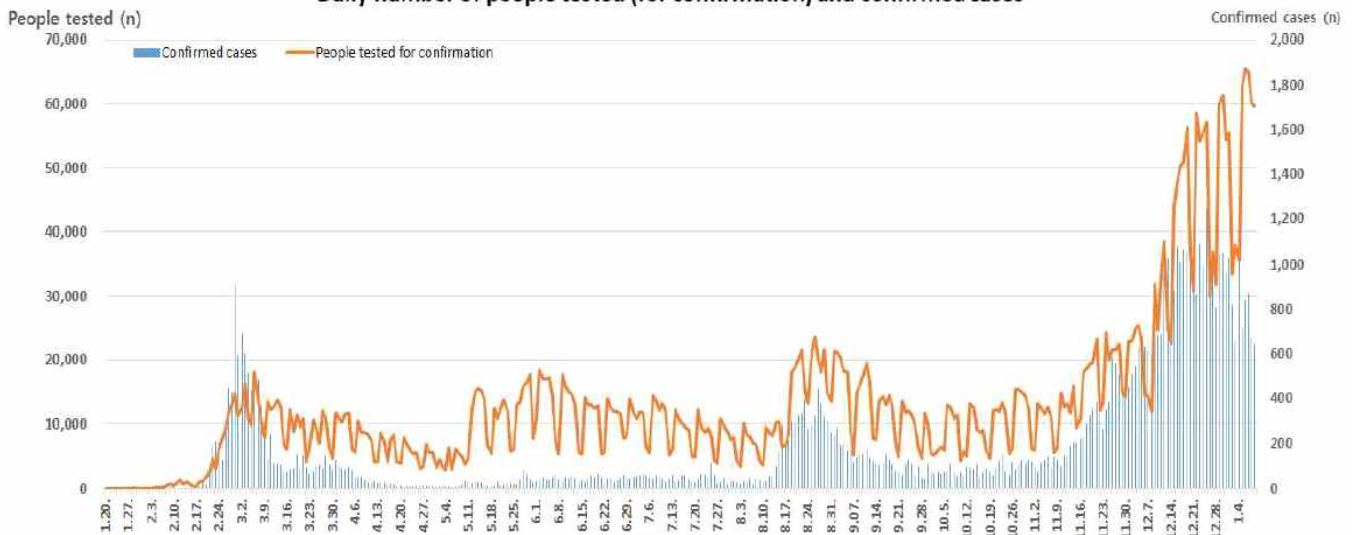
Period (since 3 Jan)	Total	Tested positive (PCR)				Testing in progress	Tested negative (PCR)
		Confirmed	Discharged from isolation	Under isolation	Deceased		
As of 0:00 9 January 2021 (Sat)	4,689,616	67,999	49,324	17,575	1,100	185,923	4,435,694
As of 0:00 10 January 2021 (Sun)	4,723,464	68,664	50,409	17,130	1,125	191,454	4,463,346
Difference	+33,848	+665	+1,085	-445	+25	+5,531	+27,652

\* Based on case data reported to the KDCA

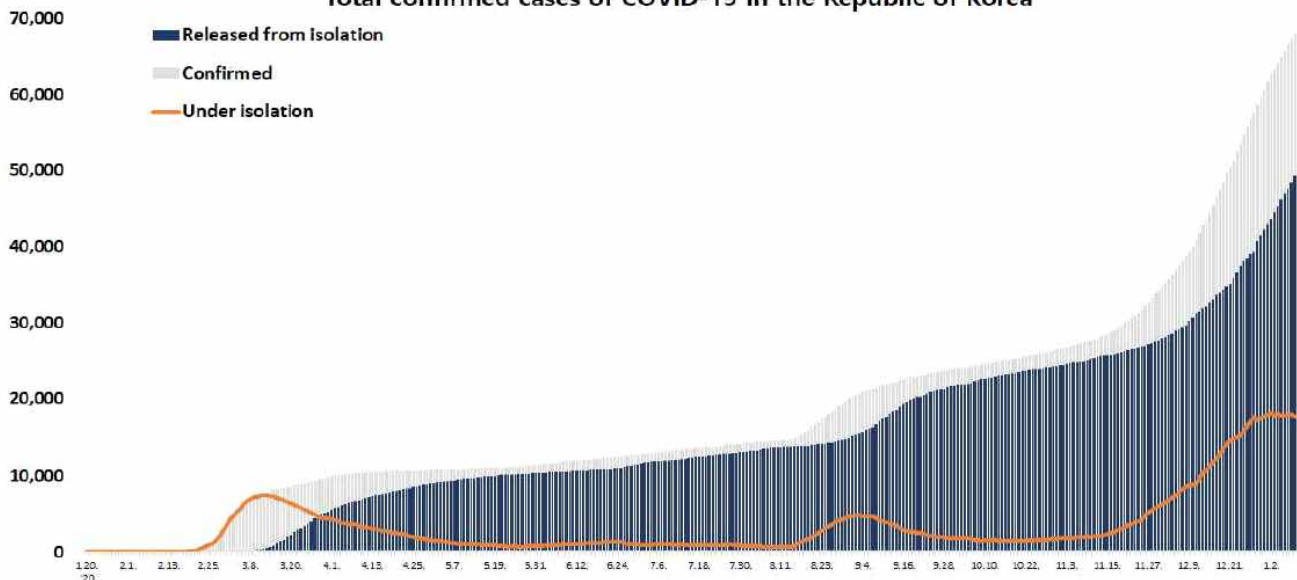
\*\* Testing in progress includes number of completed tests with negative results that are being recorded with delays

※ Figures subject to correction based on findings from epidemiological investigations

Daily number of people tested (for confirmation) and confirmed cases



Total confirmed cases of COVID-19 in the Republic of Korea





KDCA

Korea Disease Control and  
Prevention Agency

# Updates on COVID-19 in Republic of Korea

10 January 2021

## Regional distribution of cases as of 0:00 today (cumulative since 3 January 2020)

Region	New cases		Total cases	(% )	Incidence rate* (per 100,000)
	Local	Imported			
Seoul	179	8	21,463	(31.26)	220.51
Busan	32	2	2,158	(3.14)	63.25
Daegu	34	0	8,052	(11.73)	330.48
Incheon	32	1	3,366	(4.90)	113.87
Gwangju	18	3	1,340	(1.95)	91.99
Daejeon	4	0	917	(1.34)	62.21
Ulsan	34	0	812	(1.18)	70.79
Sejong	0	0	158	(0.23)	46.15
Gyeonggi	189	4	16,912	(24.63)	127.63
Gangwon	20	0	1,439	(2.10)	93.41
Chungbuk	8	1	1,387	(2.02)	86.72
Chungnam	30	0	1,847	(2.69)	87.02
Jeonbuk	6	0	931	(1.36)	51.23
Jeonnam	3	1	607	(0.88)	32.55
Gyeongbuk	19	0	2,665	(3.88)	100.09
Gyeongnam	19	0	1,579	(2.30)	46.98
Jeju	4	0	485	(0.71)	72.31
Border Screening	0	14	2,546	(3.71)	-
<b>Total</b>	<b>631</b>	<b>34</b>	<b>68,664</b>	<b>(100)</b>	<b>132.43</b>

\* Total (cumulative) number of cases reported since January 2020 of region / Population of region (based on resident registration data of the Ministry of the Interior as of January 2020)

\* Incidence rate based on the number of confirmed cases with the address of the reporting institution



KDCA

Korea Disease Control and  
Prevention Agency

# Updates on COVID-19 in Republic of Korea

10 January 2021

## Confirmed cases by gender and age group

		New cases (%)	Total cases (%)	Incidence rate* (per 100,000)
Total		665 (100)	68,664 (100)	132.43
Sex	Male	343 (51.58)	33,627 (48.97)	130.02
	Female	322 (48.42)	35,037 (51.03)	134.84
Age	80 or above	34 (5.11)	3,432 (5.00)	180.70
	70-79	49 (7.37)	5,352 (7.79)	148.37
	60-69	87 (13.08)	10,847 (15.80)	170.97
	50-59	143 (21.50)	12,904 (18.79)	148.89
	40-49	94 (14.14)	9,787 (14.25)	116.66
	30-39	79 (11.88)	8,771 (12.77)	124.50
	20-29	87 (13.08)	10,761 (15.67)	158.10
	0-9	56 (8.42)	4,334 (6.31)	87.72
	0-9	36 (5.41)	2,476 (3.61)	59.68

\* Total (cumulative) number of cases reported since January 2020 by sex and age / Population by sex and age (based on resident registration data of the Ministry of the Interior as of January 2020)

※ Figures subject to correction based on findings from epidemiological investigations

## Deaths by gender and age group

		New deaths (%)	Total deaths (%)	Case fatality rate (%)
Total		25 (100)	1,125 (100)	1.64
Sex	Male	11 (44.00)	558 (49.60)	1.66
	Female	14 (56.00)	567 (50.40)	1.62
Age	80 or above	15 (60.00)	637 (56.62)	18.56
	70-79	5 (20.00)	308 (27.38)	5.75
	60-69	4 (16.00)	131 (11.64)	1.21
	50-59	0 (0.00)	35 (3.11)	0.27
	40-49	1 (4.00)	9 (0.80)	0.09
	30-39	0 (0.00)	5 (0.44)	0.06
	20-29	0 (0.00)	0 (0.00)	0.00
	10-19	0 (0.00)	0 (0.00)	0.00
	0-9	0 (0.00)	0 (0.00)	0.00

\* Case fatality rate (CFR) (%) = Number of deaths / Number of confirmed cases x 100

※ Figures subject to correction based on findings from epidemiological investigations



KDCA

Korea Disease Control and  
Prevention Agency

# Updates on COVID-19 in Republic of Korea

10 January 2021

## AGE DISTRIBUTION OF SEVERE/CRITICAL CASES

	12.28.	12.29.	12.30.	12.31.	1.1.	1.2.	1.3.	1.4.	1.5.	1.6.	1.7.	1.8.	1.9.	1.10
<b>Total</b>	295	330	332	344	354	361	355	351	386	411	400	404	409	401

	Severe/Critical	( % )
<b>Total</b>	<b>401</b>	<b>( 100.0 )</b>
80 and above	92	( 22.9 )
70-79	151	( 37.7 )
60-69	119	( 29.7 )
50-59	29	( 7.2 )
40-49	5	( 1.2 )
30-39	4	( 1.0 )
20-29	1	( 0.2 )
10-19	0	( 0.0 )
0-9	0	( 0.0 )

\* Severe/Critical: COVID-19 patients in isolation being treated with high flow oxygen therapy, mechanical ventilator, ECMO (Extracorporeal Membrane Oxygenation), CRRT (Continuous Renal Replacement Therapy)

\* ICU treatment is decided based on the need for intensive care based on factors such as clinical condition and presence of any underlying medical condition and may differ from severe and critical case classification criteria. The number of severe/critical cases may not match the number of patients in ICU.

※ Figures subject to correction based on findings from epidemiological investigations



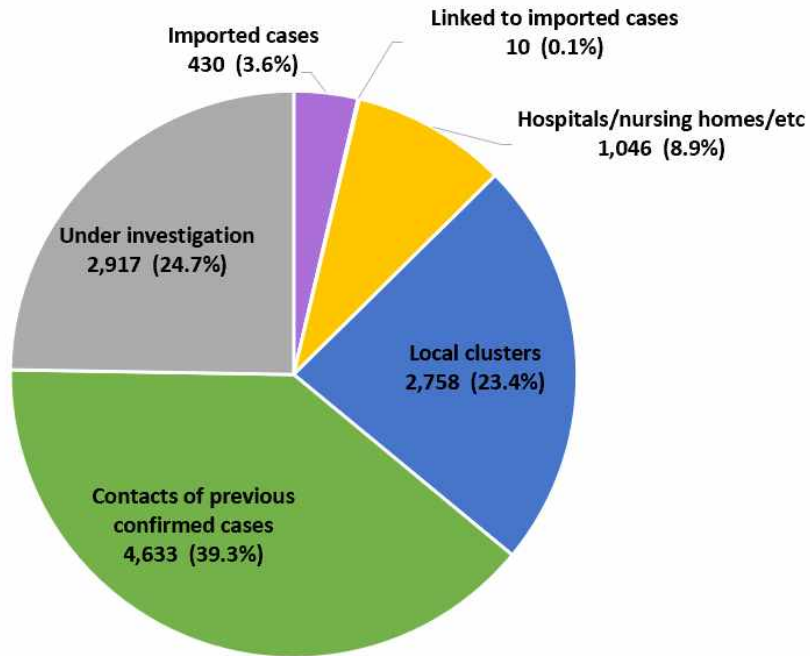
KDCA

Korea Disease Control and Prevention Agency

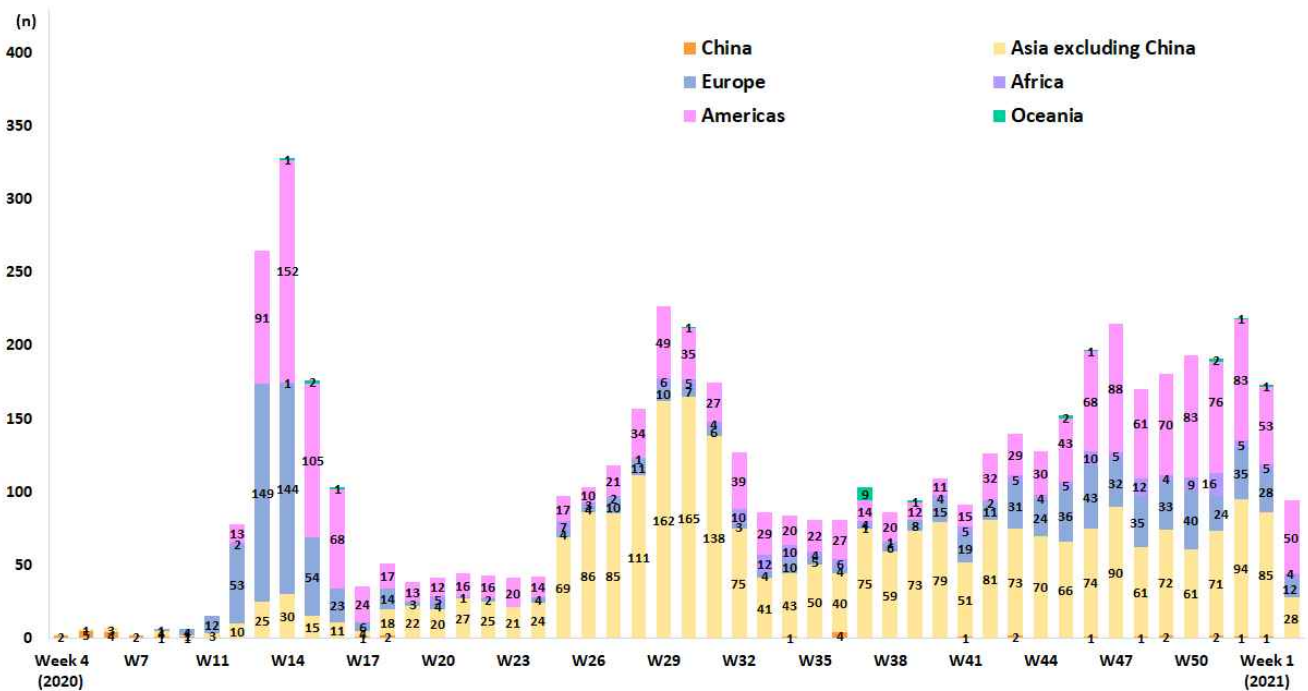
# Updates on COVID-19 in Republic of Korea

10 January 2021

## NEW CASES (LAST 2 WEEKS) BY CHAIN OF TRANSMISSION



## IMPORTED CASES





KDCA

Korea Disease Control and Prevention Agency

# Updates on COVID-19 in Republic of Korea

10 January 2021

## REGIONAL DISTRIBUTION AND EPIDEMIOLOGICAL LINKS OF CONFIRMED CASES

Region	Confirmed cases									Other major clusters
	Total	Imported cases	Clusters				Other*	Under investigation	New cases	
			Sub-total	Shin-cheonji cluster	Other local clusters	Imported related				
Seoul	21,463	694	8,074	8	7,985	81	7,166	5,529	187	Past large clusters: • Sarang Jeil Church (1173) • Aug 15 Seoul rallies (650) • Nightclubs (277) • Yongjin Woori Jeil Church (221) • Richway (210) • Guro-gu call center (170) • Coupang fulfillment center (152) • Gwangju door-to-door sales (150) • Newly planted churches group (119)
Busan	2,158	98	1,318	12	1,251	55	461	281	34	
Daegu	8,052	113	5,937	4,512	1,418	7	1,129	873	34	
Incheon	3,366	172	1,580	2	1,569	9	1,059	555	33	
Gwangju	1,340	99	969	9	954	6	160	112	21	
Daejeon	917	47	456	2	453	1	274	140	4	
Ulsan	812	67	598	16	578	4	90	57	34	
Sejong	158	24	72	1	70	1	35	27	0	
Gyeonggi	16,912	1,207	6,197	29	6,095	73	5,936	3,572	193	
Gangwon	1,439	48	832	17	814	1	360	199	20	
Chungbuk	1,387	76	732	6	719	7	371	208	9	
Chungnam	1,847	120	907	0	906	1	495	325	30	
Jeonbuk	931	88	609	1	608	0	146	88	6	
Jeonnam	607	62	403	1	400	2	82	60	4	
Gyeongbuk	2,665	112	1,829	565	1,264	0	451	273	19	
Gyeongnam	1,579	124	956	32	916	8	292	207	19	
Jeju	485	30	281	0	280	1	110	64	4	
Points of Entry	2,546	2,546	0	0	0	0	0	0	14	
Total	68,664 (%)	5,727 (8.3)	31,750 (46.2)	5,213 (7.6)	26,280 (38.3)	257 (0.4)	18,617 (27.1)	12,570 (18.3)	665	

\* Includes contacts of confirmed cases

※ The interim classification is based on the reporting location, which may change depending on further epidemiological investigation.