



KDCA

Korea Disease Control and Prevention Agency

Updates on COVID-19 in Republic of Korea

12 January 2021

Local transmission cases as of 0:00 today (cumulative since 3 January 2020)

	Total	City							
		Seoul	Busan	Daegu	Incheon	Gwangju	Daejeon	Ulsan	Sejong
New	508	163	21	17	20	7	7	7	1
Cumulative	63,863	21,069	2,097	7,966	3,232	1,272	878	766	135
	Total	Province							
		Gyeonggi	Gangwon	Chung-buk	Chung-nam	Jeon-buk	Jeon-nam	Gyeong-buk	Gyeong-nam
New	163	7	16	1	11	2	8	55	2
Cumulative	16,009	1,408	1,336	1,738	860	550	2,565	1,523	459

Imported cases, as of 0:00 today (cumulative since 3 January 2020)

	Total	Region/Country						Where confirmed		Nationality	
		China	Asia ex-China	Europe	America	Africa	Oceania	Point of Entry	Community	Korean	Other
New	29	0	4	4	20	1	0	8	21	8	21
Total	5,788	34 (0.6%)	2,672 (46.2%)	1,006 (17.3%)	1,859 (32.1%)	195 (3.4%)	22 (0.4%)	2,565 (44.3%)	3,223 (55.7%)	3,154 (54.5%)	2,634 (45.5%)

* 아시아(중국 외) : 인도네시아 2명, 아랍에미리트 1명, 일본 1명 유럽 : 독일 2명(2명), 터키 1명, 벨기에 1명(1명) 아메리카 : 미국 20명(17명) 아프리카 : 나이지리아 1명(1명) ※ 괄호 안은 외국인 수

Case status, as of 0:00 today (cumulative since 3 January 2020)

	Discharged from isolation	Under isolation	Severe/critical cases	Deceased
As of 0:00 11 January 2021 (Mon)	52,552	15,422	395	1,140
As of 0:00 12 January 2021 (Tues)	53,569	14,917	390	1,165
Difference	(+)1,017	(-)505	(-)5	(+)25

* Based on case data reported to the KDCA

** Severe/Critical: COVID-19 patients in isolation being treated with high flow oxygen therapy, mechanical ventilator, ECMO (Extracorporeal Membrane Oxygenation), CRRT (Continuous Renal Replacement Therapy)

※ Figures subject to correction based on findings from epidemiological investigations



KDCA

Korea Disease Control and
Prevention Agency

Updates on COVID-19 in Republic of Korea

12 January 2021

Recent major local clusters as of 12:00 today

Location	Cluster	New cases	Total cases
Seoul Gwanak-gu	Religious facility	20	21
Seoul Seongdong-gu	Residential facility / convalescent hospital	12	13
Gyeonggi Ansan-si	Welfare facility	13	26
Gyeonggi Ansan-si	Hospital	4	15
Gyeonggi Yongin-si Suji-gu	Religious facility	12	177
Gyeonggi Yongin-si	Manufacturing business	9	19
Chungbuk Goesan-gu / Eumseong-gun / Jinceon-gun / Anseong-si	Hospitals	13	406
Chungbuk Okcheon-gun	Hospital	15	22
Jeonbuk Namwon-si	Hospital	9	10
Gwangju Gwangsan-gu	Convalescent hospital	6	121
Gyeongnam Jinju-si	Prayer house	37	38
Gyeongnam Changwon-si	Religious facility 2	8	9

* The specific figures may differ from the daily reported statistics or figures disclosed by local municipalities due to factors such as report timing and differences in the time period considered

Weekly risk assessment indicators

		Week 51 (2020) (12.13.~12.19.)	Week 52 (2020) (12.20.~12.26.)	Week 1 (2021) (12.27.~1.2.)	Week 2 (2021) (1.13.~1.19.)
Daily average confirmed cases (n)	Local	948.6	1,016.9	930.4	738.1
	Imported	27.3	31.3	24.7	35.1
	Total	975.9	1,048.3	955.1	773.3
Cases with chain of transmission under investigation (%)(n)		27.8(1,898/6,831)	24.9(1,827/7,337)	25.5(1,706/6,686)	25.1(1,356/5,413)
Percentage under management (Percent of new cases confirmed while under self-quarantine)		33.6	33.2	35.2	40.2
New clusters		72 (▲1 ²)	58 (▲13 ²)	46 (▲25 ²)	10³
Reproduction number (Rt)		1.28	1.11	1.00	0.88
Average critical/severe patients(n)		223	288	330	388
Number of deaths (n)		81	134	149	158
Number of ICU available		38	164	191	205

※ Figures subject to change upon new findings from investigation

* Reclassified due to epidemiological link found

** Investigation ongoing



KDCA

Korea Disease Control and Prevention Agency

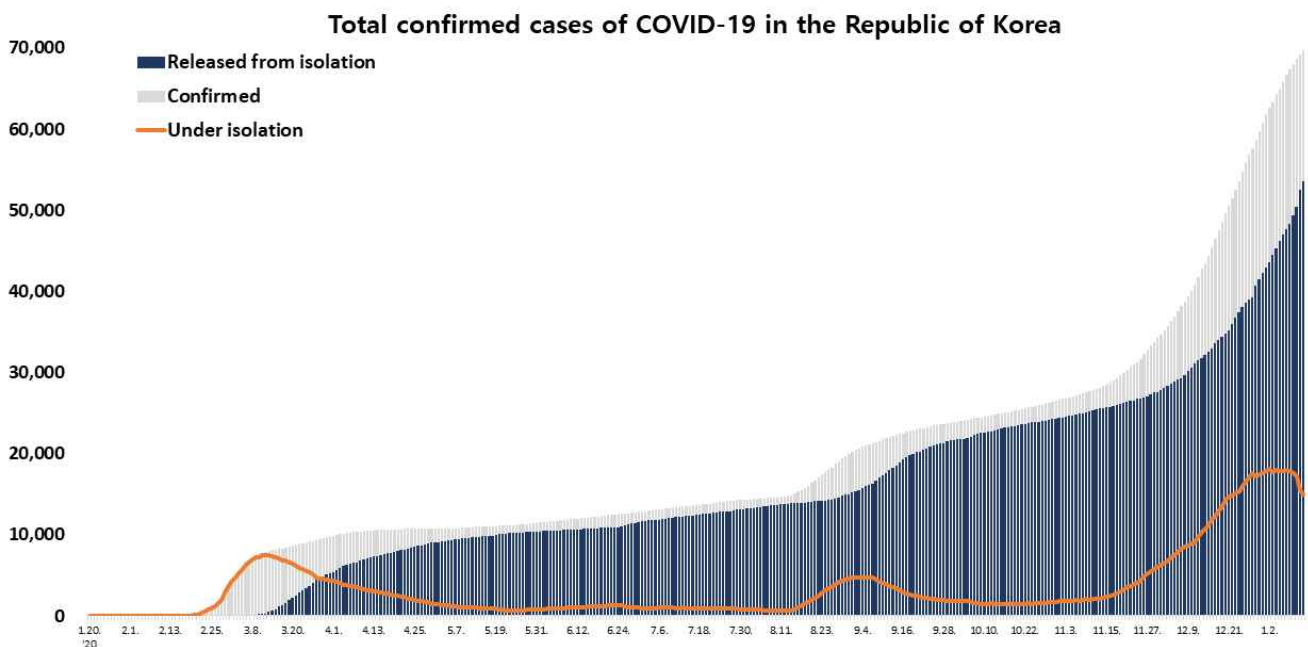
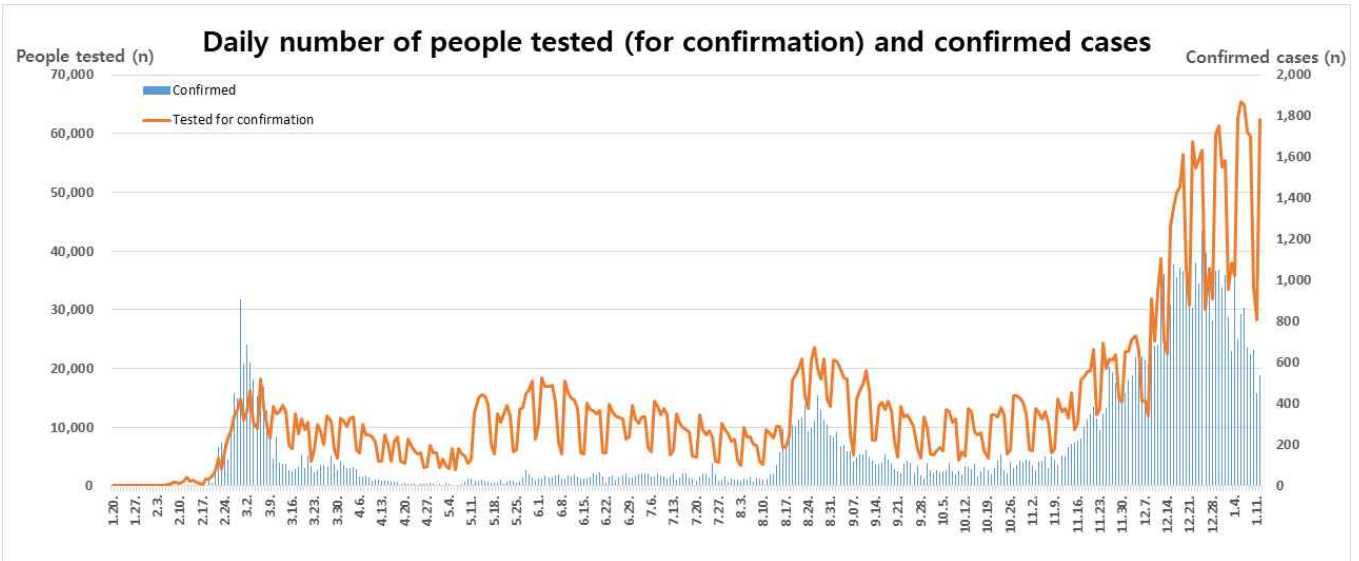
Updates on COVID-19 in Republic of Korea

12 January 2021

Overall case and test status as of 0:00 today (cumulative since 3 January 2020)

Period (since 3 Jan)	Total	Tested positive (PCR)				Testing in progress	Tested negative (PCR)
		Confirmed	Discharged from isolation	Under isolation	Deceased		
As of 0:00 11 January 2021 (Mon)	4,751,685	69,114	52,552	15,422	1,140	189,763	4,492,808
As of 0:00 12 January 2021 (Tues)	4,814,085	69,651	53,569	14,917	1,165	186,770	4,557,664
Difference	+62,400	+537	+1,017	-505	+25	-2,993	+64,856

* Based on case data reported to the KDCA
 ** Testing in progress includes number of completed tests with negative results that are being recorded with delays
 ※ Figures subject to correction based on findings from epidemiological investigations





KDCA

Korea Disease Control and
Prevention Agency

Updates on COVID-19 in Republic of Korea

12 January 2021

Regional distribution of cases as of 0:00 today (cumulative since 3 January 2020)

Region	New cases		Total cases	(%)	Incidence rate* (per 100,000)
	Local	Imported			
Seoul	163	4	21,771	(31.26)	223.67
Busan	21	0	2,198	(3.16)	64.42
Daegu	17	1	8,081	(11.60)	331.67
Incheon	20	1	3,409	(4.89)	115.32
Gwangju	7	0	1,371	(1.97)	94.12
Daejeon	7	0	925	(1.33)	62.75
Ulsan	7	0	833	(1.20)	72.62
Sejong	1	0	159	(0.23)	46.45
Gyeonggi	163	12	17,233	(24.74)	130.06
Gangwon	7	0	1,457	(2.09)	94.58
Chungbuk	16	0	1,413	(2.03)	88.35
Chungnam	1	2	1,861	(2.67)	87.68
Jeonbuk	11	1	950	(1.36)	52.28
Jeonnam	2	0	612	(0.88)	32.82
Gyeongbuk	8	0	2,677	(3.84)	100.54
Gyeongnam	55	0	1,647	(2.36)	49.00
Jeju	2	0	489	(0.70)	72.90
Border Screening	0	8	2,565	(3.68)	-
Total	508	29	69,651	(100)	134.34

* Total (cumulative) number of cases reported since January 2020 of region / Population of region (based on resident registration data of the Ministry of the Interior as of January 2020)

* Incidence rate based on the number of confirmed cases with the address of the reporting institution



KDCA

Korea Disease Control and
Prevention Agency

Updates on COVID-19 in Republic of Korea

12 January 2021

Confirmed cases by gender and age group

		New cases (%)	Total cases (%)	Incidence rate* (per 100,000)
Total		537 (100)	69,651 (100)	134.34
Sex	Male	267 (49.72)	34,135 (49.01)	131.98
	Female	270 (50.28)	35,516 (50.99)	136.68
Age	80 or above	35 (6.52)	3,498 (5.02)	184.18
	70-79	39 (7.26)	5,435 (7.80)	150.67
	60-69	74 (13.78)	11,000 (15.79)	173.38
	50-59	102 (18.99)	13,085 (18.79)	150.98
	40-49	91 (16.95)	9,939 (14.27)	118.47
	30-39	59 (10.99)	8,884 (12.76)	126.10
	20-29	71 (13.22)	10,879 (15.62)	159.83
	10-19	34 (6.33)	4,404 (6.32)	89.14
0-9	32 (5.96)	2,527 (3.63)	60.91	

* Total (cumulative) number of cases reported since January 2020 by sex and age / Population by sex and age (based on resident registration data of the Ministry of the Interior as of January 2020)

※ Figures subject to correction based on findings from epidemiological investigations

Deaths by gender and age group

		New deaths (%)	Total deaths (%)	Case fatality rate (%)
Total		25 (100)	1,165 (100)	1.67
Sex	Male	10 (40.00)	572 (49.10)	1.68
	Female	15 (60.00)	593 (50.90)	1.67
Age	80 or above	9 (36.00)	656 (56.31)	18.75
	70-79	12 (48.00)	323 (27.73)	5.94
	60-69	3 (12.00)	136 (11.67)	1.24
	50-59	1 (4.00)	36 (3.09)	0.28
	40-49	0 (0.00)	9 (0.77)	0.09
	30-39	0 (0.00)	5 (0.43)	0.06
	20-29	0 (0.00)	0 (0.00)	0.00
	10-19	0 (0.00)	0 (0.00)	0.00
0-9	0 (0.00)	0 (0.00)	0.00	

* Case fatality rate (CFR) (%) = Number of deaths / Number of confirmed cases x 100

※ Figures subject to correction based on findings from epidemiological investigations



KDCA

Korea Disease Control and
Prevention Agency

Updates on COVID-19 in Republic of Korea

12 January 2021

AGE DISTRIBUTION OF SEVERE/CRITICAL CASES

	12.30.	12.31.	1.1.	1.2.	1.3.	1.4.	1.5.	1.6.	1.7.	1.8.	1.9.	1.10.	1.11.	1.12.
Total	332	344	354	361	355	351	386	411	400	404	409	401	395	390

	Severe/Critical	(%)
Total	390	(100.0)
80 and above	91	(23.3)
70-79	144	(36.9)
60-69	110	(28.2)
50-59	31	(7.9)
40-49	7	(1.8)
30-39	6	(1.5)
20-29	1	(0.3)
10-19	0	(0.0)
0-9	0	(0.0)

* Severe/Critical: COVID-19 patients in isolation being treated with high flow oxygen therapy, mechanical ventilator, ECMO (Extracorporeal Membrane Oxygenation), CRRT (Continuous Renal Replacement Therapy)

* ICU treatment is decided based on the need for intensive care based on factors such as clinical condition and presence of any underlying medical condition and may differ from severe and critical case classification criteria. The number of severe/critical cases may not match the number of patients in ICU.

※ Figures subject to correction based on findings from epidemiological investigations



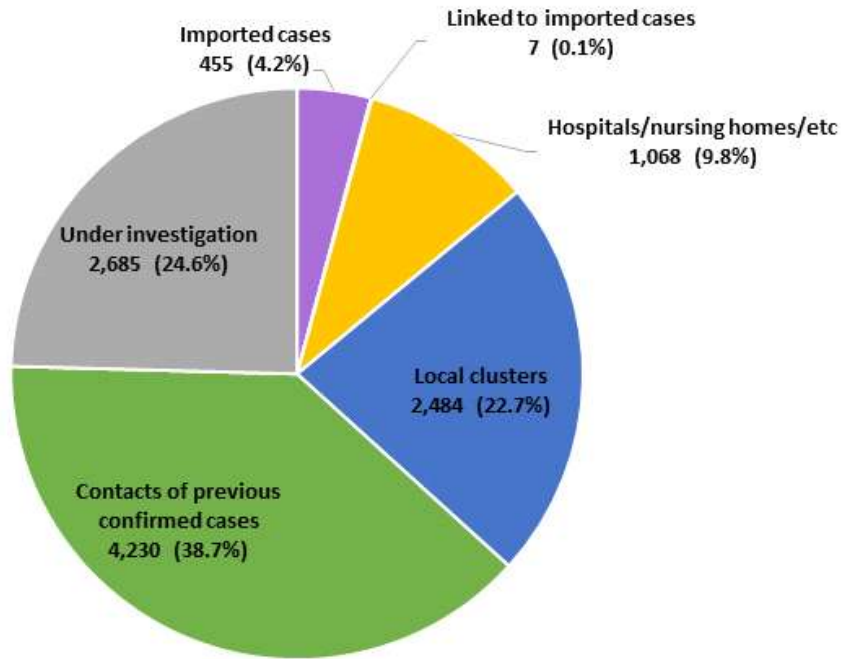
KDCA

Korea Disease Control and Prevention Agency

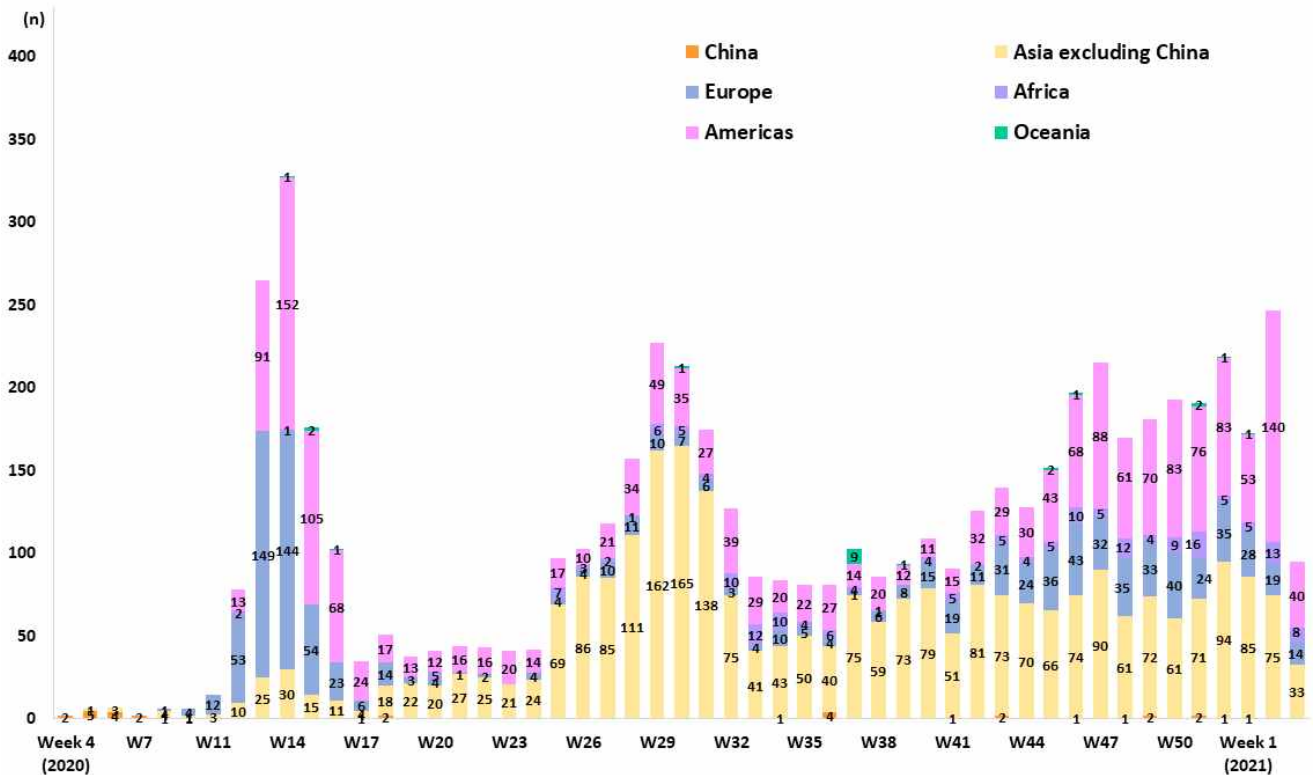
Updates on COVID-19 in Republic of Korea

12 January 2021

NEW CASES (LAST 2 WEEKS) BY CHAIN OF TRANSMISSION



IMPORTED CASES





KDCA

Korea Disease Control and
Prevention Agency

Updates on COVID-19 in Republic of Korea

12 January 2021

REGIONAL DISTRIBUTION AND EPIDEMIOLOGICAL LINKS OF CONFIRMED CASES

Region	Confirmed cases									Other major clusters
	Total	Imported cases	Clusters				Other*	Under investigation	New cases	
			Sub-total	Shin-cheonji cluster	Other local clusters	Imported related				
Seoul	21,771	702	8,128	8	8,039	81	7,299	5,642	167	Past large clusters: • Sarang Jeil Church (1173) • Aug 15 Seoul rallies (650) • Nightclubs (277) • Yongjin Woori Jeil Church (221) • Richway (210) • Guro-gu call center (170) • Coupang fulfillment center (152) • Gwangju door-to-door sales (150) • Newly planted churches group (119)
Busan	2,198	101	1,327	12	1,260	55	481	289	21	
Daegu	8,081	115	5,996	4,512	1,477	7	1,103	867	18	
Incheon	3,409	177	1,604	2	1,593	9	1,068	560	21	
Gwangju	1,371	99	1,011	9	996	6	148	113	7	
Daejeon	925	47	457	2	454	1	276	145	7	
Ulsan	833	67	620	16	600	4	88	58	7	
Sejong	159	24	72	1	70	1	36	27	1	
Gyeonggi	17,233	1,224	6,379	29	6,277	73	6,006	3,624	175	
Gangwon	1,457	49	832	17	814	1	371	205	7	
Chungbuk	1,413	77	751	6	738	7	370	215	16	
Chungnam	1,861	123	927	0	926	1	489	322	3	
Jeonbuk	950	90	626	1	625	0	146	88	12	
Jeonnam	612	62	404	1	401	2	85	61	2	
Gyeongbuk	2,677	112	1,862	565	1,297	0	434	269	8	
Gyeongnam	1,647	124	999	32	959	8	311	213	55	
Jeju	489	30	282	0	281	1	112	65	2	
Points of Entry	2,565	2,565	0	0	0	0	0	0	8	
Total	69,651 (%)	5,788 (8.3)	32,277 (46.3)	5,213 (7.5)	26,807 (38.5)	257 (0.4)	18,823 (27.0)	12,763 (18.3)	537	

* Includes contacts of confirmed cases

※ The interim classification is based on the reporting location, which may change depending on further epidemiological investigation.