



KDCA

Korea Disease Control and Prevention Agency

Updates on COVID-19 in Republic of Korea

14 January 2021

Local transmission cases as of 0:00 today (cumulative since 3 January 2020)

	Total	City							
		Seoul	Busan	Daegu	Incheon	Gwangju	Daejeon	Ulsan	Sejong
New	496	131	40	11	24	30	3	9	2
Cumulative	64,886¹⁾	21,347	2,172	7,983¹⁾	3,276	1,305	890	786	137
	Total	Province							
		Gyeonggi	Gangwon	Chung-buk	Chung-nam	Jeon-buk	Jeon-nam	Gyeong-buk	Gyeong-nam
New	162	11	18	12	3	6	16	16	2
Cumulative	16,360	1,439	1,365	1,754	870	556	2,603¹⁾	1,581	462

¹⁾ Corrected local reporting error (January 10, 0:00, Daegu -7, Positive→Negative / January 13, 0:00, Gyeongbuk -1, Positive→Negative)

Imported cases, as of 0:00 today (cumulative since 3 January 2020)

	Total	Region/Country						Where confirmed		Nationality	
		China	Asia ex-China	Europe	America	Africa	Oceania	Point of Entry	Community	Korean	Other
New	28	0	12	1	8	7	0	11	17	19	9
Total	5,842	34 (0.6%)	2,694 (46.1%)	1,009 (17.3%)	1,881 (32.2%)	202 (3.5%)	22 (0.4%)	2,579 (44.1%)	3,263 (55.9%)	3,189 (54.6%)	2,653 (45.4%)

* Asia excluding China: Russia 1, Indonesia 5, Myanmar 1, Iraq 1, Japan 2, Pakistan 1, Kuwait 1, Europe: Hungary 1, America: US 7, Brazil 1, Africa: Malawi 1, Uganda 1, Egypt 1, Tanzania 1, Tunisia 3

Case status, as of 0:00 today (cumulative since 3 January 2020)

	Discharged from isolation	Under isolation	Severe/critical cases	Deceased
As of 0:00 13 January 2021 (Wed)	54,636	14,383¹⁾	374	1,185
As of 0:00 14 January 2021 (Thur)	55,772	13,761	380	1,195
Difference	(+)1,136	(-)622	(+)6	(+)10

* Based on case data reported to the KDCA

** Severe/Critical: COVID-19 patients in isolation being treated with high flow oxygen therapy, mechanical ventilator, ECMO (Extracorporeal Membrane Oxygenation), CRRT (Continuous Renal Replacement Therapy)

※ Figures subject to correction based on findings from epidemiological investigations

¹⁾ Corrected local reporting error (January 10, 0:00, Daegu -7, Positive→Negative / January 13, 0:00, Gyeongbuk -1, Positive→Negative)



KDCA

Korea Disease Control and Prevention Agency

Updates on COVID-19 in Republic of Korea

14 January 2021

Recent major local clusters as of 12:00 today

Location	Cluster	New cases	Total cases
Seoul Gangbuk-gu	Child welfare facility	4	20
Seoul Seongdong-gu	Residential / care facility	5	18
Gyeonggi Goyang-si	Special education school	9	10
Gyeonggi Guri-si	Day care center	7	10
Gyeonggi Anyang-si	University hospital	5	20
Gyeonggi Yangju-si	Meat processing factory	14	86
Chungbuk Goesan-gun / Eumseong-gun / Jincheon-gun / Anseong-si	Hospitals	14	420
Gwangju Seo-gu	Hospital	11	12
Gwangju Gwangsan-gu	Convalescent hospitals	16	137
Gyeongbuk Gumi-si	Religious facility 2	7	127
Gyeongnam Jinju-si	Prayer house	7	80

* The specific figures may differ from the daily reported statistics or figures disclosed by local municipalities due to factors such as report timing and differences in the time period considered

Weekly risk assessment indicators

		Week 51 (2020) (12.13.~12.19.)	Week 52 (2020) (12.20.~12.26.)	Week 1 (2021) (12.27.~1.2.)	Week 2 (2021) (1.1.3.~1.9.)
Daily average confirmed cases (n)	Local	948.6	1,016.9	930.4	738.1
	Imported	27.3	31.3	24.7	35.1
	Total	975.9	1,048.3	955.1	773.3
Cases with chain of transmission under investigation %(n)		27.8(1,898/6,831)	24.9(1,827/7,337)	25.5(1,706/6,686)	25.1(1,356/5,413)
Percentage under management (Percent of new cases confirmed while under self-quarantine)		33.6	33.2	35.2	40.2
New clusters		72 (▲1 ²)	58 (▲13 ²)	46 (▲25 ²)	10 ³)
Reproduction number (Rt)		1.28	1.11	1.00	0.88
Average critical/severe patients(n)		223	288	330	388
Number of deaths (n)		81	134	149	158
Number of ICU available		38	164	191	205

※ Figures subject to change upon new findings from investigation

* Reclassified due to epidemiological link found

** Investigation ongoing



KDCA

Korea Disease Control and Prevention Agency

Updates on COVID-19 in Republic of Korea

14 January 2021

Overall case and test status as of 0:00 today (cumulative since 3 January 2020)

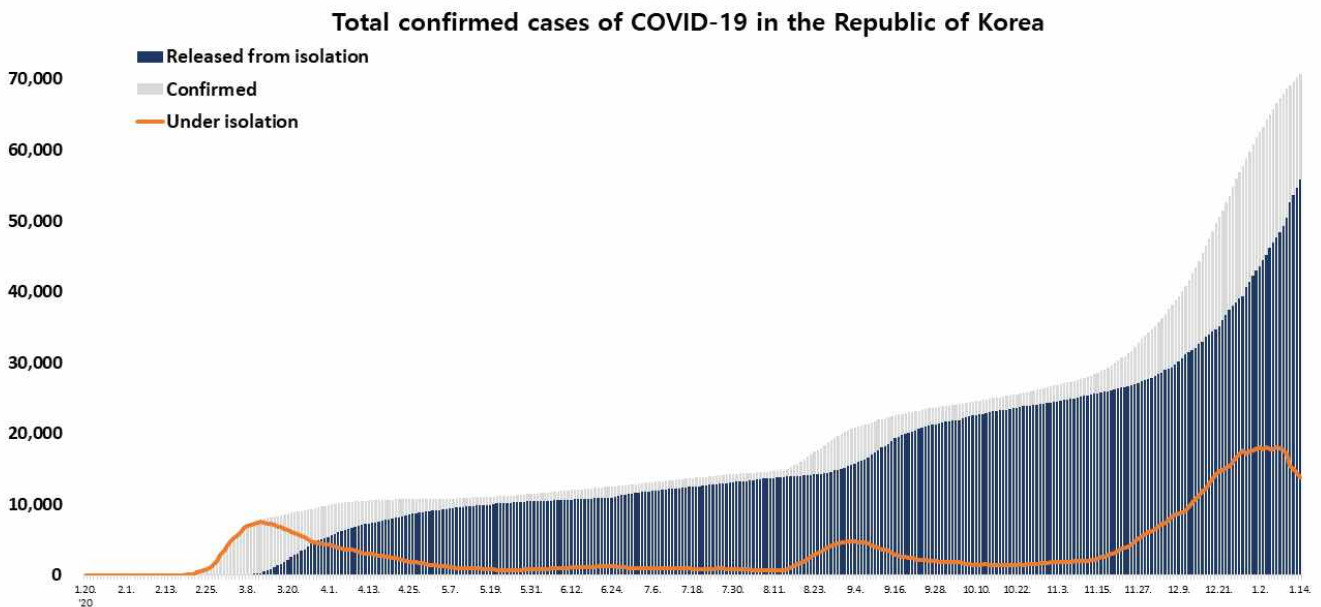
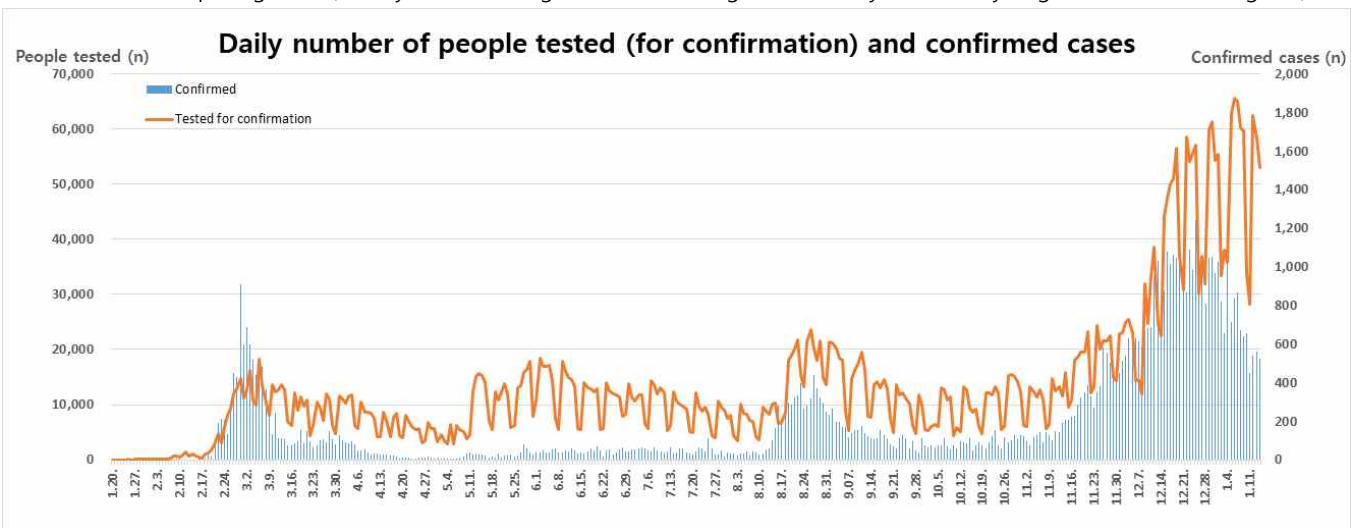
Period (since 3 Jan)	Total	Tested positive (PCR)				Testing in progress	Tested negative (PCR)
		Confirmed	Discharged from isolation	Under isolation	Deceased		
As of 0:00 13 January 2021 (Wed)	4,872,312	70,204 ¹⁾	54,636	14,383 ¹⁾	1,185	182,914	4,619,194 ¹⁾
As of 0:00 14 January 2021 (Thur)	4,925,359	70,728	55,772	13,761	1,195	169,742	4,684,889
Difference	+53,047	+524	+1,136	-622	+10	-13,172	+65,695

* Based on case data reported to the KDCA

** Testing in progress includes number of completed tests with negative results that are being recorded with delays

※ Figures subject to correction based on findings from epidemiological investigations

¹⁾ Corrected local reporting error (January 10, 0:00, Daegu -7, Positive→Negative / January 13, 0:00, Gyeongbuk -1, Positive→Negative)





KDCA

Korea Disease Control and
Prevention Agency

Updates on COVID-19 in Republic of Korea

14 January 2021

Regional distribution of cases as of 0:00 today (cumulative since 3 January 2020)

Region	New cases		Total cases	(%)	Incidence rate* (per 100,000)
	Local	Imported			
Seoul	131	3	22,056	(31.18)	226.60
Busan	40	0	2,273	(3.21)	66.62
Daegu	11	0	8,098 ¹⁾	(11.45)	332.36
Incheon	24	1	3,456	(4.89)	116.91
Gwangju	30	1	1,406	(1.99)	96.52
Daejeon	3	0	937	(1.32)	63.56
Ulsan	9	1	854	(1.21)	74.45
Sejong	2	0	161	(0.23)	47.03
Gyeonggi	162	9	17,605	(24.89)	132.86
Gangwon	11	0	1,489	(2.11)	96.65
Chungbuk	18	0	1,442	(2.04)	90.16
Chungnam	12	0	1,878	(2.66)	88.48
Jeonbuk	3	0	961	(1.36)	52.88
Jeonnam	6	0	618	(0.87)	33.14
Gyeongbuk	16	2	2,718 ¹⁾	(3.84)	102.08
Gyeongnam	16	0	1,705	(2.41)	50.72
Jeju	2	0	492	(0.70)	73.35
Border Screening	0	11	2,579	(3.65)	-
Total	496	28	70,728¹⁾	(100)	136.42

* Total (cumulative) number of cases reported since January 2020 of region / Population of region (based on resident registration data of the Ministry of the Interior as of January 2020)

* Incidence rate based on the number of confirmed cases with the address of the reporting institution

¹⁾ Corrected local reporting error (January 10, 0:00, Daegu -7, Positive→Negative / January 13, 0:00, Gyeongbuk -1, Positive→Negative)



KDCA

Korea Disease Control and Prevention Agency

Updates on COVID-19 in Republic of Korea

14 January 2021

Confirmed cases by gender and age group

		New cases (%)	Total cases (%)	Incidence rate* (per 100,000)
Total		524 (100)	70,728 (100)	136.42
Sex	Male	272 (51.91)	34,677 (49.03)	134.08
	Female	252 (48.09)	36,051 (50.97)	138.74
Age	80 or above	29 (5.53)	3,543 (5.01)	186.55
	70-79	39 (7.44)	5,521 (7.81)	153.06
	60-69	73 (13.93)	11,158 (15.78)	175.87
	50-59	99 (18.89)	13,312 (18.82)	153.59
	40-49	85 (16.22)	10,104 (14.29)	120.44
	30-39	68 (12.98)	9,032 (12.77)	128.20
	20-29	61 (11.64)	11,005 (15.56)	161.69
	10-19	45 (8.59)	4,477 (6.33)	90.62
0-9	25 (4.77)	2,576 (3.64)	62.09	

* Total (cumulative) number of cases reported since January 2020 by sex and age / Population by sex and age (based on resident registration data of the Ministry of the Interior as of January 2020)

※ Figures subject to correction based on findings from epidemiological investigations

Deaths by gender and age group

		New deaths (%)	Total deaths (%)	Case fatality rate (%)
Total		10 (100)	1,195 (100)	1.69
Sex	Male	5 (50.00)	587 (49.12)	1.69
	Female	5 (50.00)	608 (50.88)	1.69
Age	80 or above	3 (30.00)	672 (56.23)	18.97
	70-79	7 (70.00)	334 (27.95)	6.05
	60-69	0 (0.00)	139 (11.63)	1.25
	50-59	0 (0.00)	36 (3.01)	0.27
	40-49	0 (0.00)	9 (0.75)	0.09
	30-39	0 (0.00)	5 (0.42)	0.06
	20-29	0 (0.00)	0 (0.00)	0.00
	10-19	0 (0.00)	0 (0.00)	0.00
0-9	0 (0.00)	0 (0.00)	0.00	

* Case fatality rate (CFR) (%) = Number of deaths / Number of confirmed cases x 100

※ Figures subject to correction based on findings from epidemiological investigations



KDCA

Korea Disease Control and
Prevention Agency

Updates on COVID-19 in Republic of Korea

14 January 2021

AGE DISTRIBUTION OF SEVERE/CRITICAL CASES

	1.1.	1.2.	1.3.	1.4.	1.5.	1.6.	1.7.	1.8.	1.9.	1.10.	1.11.	1.12.	1.13.	1.14.
Total	354	361	355	351	386	411	400	404	409	401	395	390	374	380

	Severe/Critical	(%)
Total	380	(100.0)
80 and above	88	(23.2)
70-79	142	(37.4)
60-69	107	(28.2)
50-59	31	(8.2)
40-49	8	(2.1)
30-39	3	(0.8)
20-29	1	(0.3)
10-19	0	(0.0)
0-9	0	(0.0)

* Severe/Critical: COVID-19 patients in isolation being treated with high flow oxygen therapy, mechanical ventilator, ECMO (Extracorporeal Membrane Oxygenation), CRRT (Continuous Renal Replacement Therapy)

* ICU treatment is decided based on the need for intensive care based on factors such as clinical condition and presence of any underlying medical condition and may differ from severe and critical case classification criteria. The number of severe/critical cases may not match the number of patients in ICU.

※ Figures subject to correction based on findings from epidemiological investigations



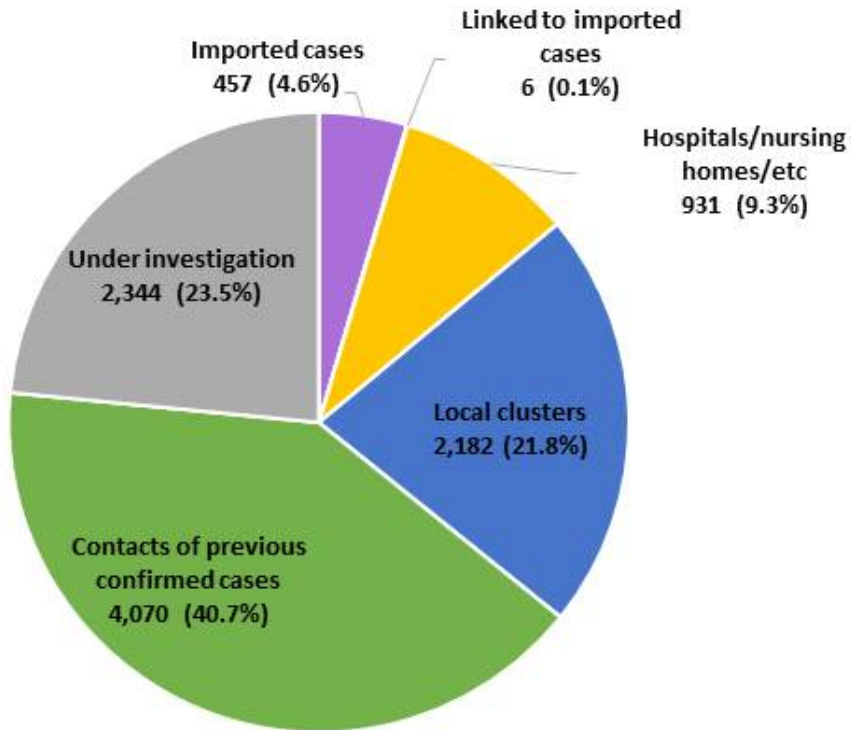
KDCA

Korea Disease Control and Prevention Agency

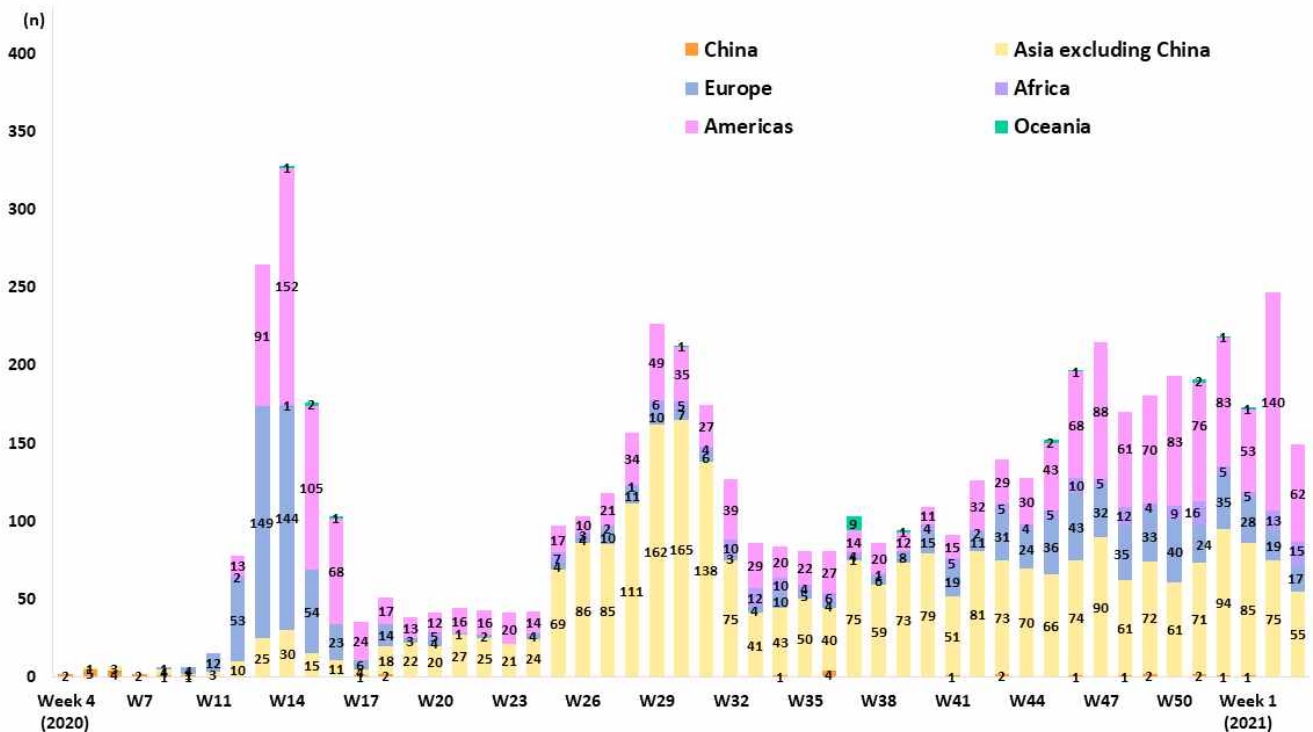
Updates on COVID-19 in Republic of Korea

14 January 2021

NEW CASES (LAST 2 WEEKS) BY CHAIN OF TRANSMISSION



IMPORTED CASES





KDCA

Korea Disease Control and
Prevention Agency

Updates on COVID-19 in Republic of Korea

14 January 2021

REGIONAL DISTRIBUTION AND EPIDEMIOLOGICAL LINKS OF CONFIRMED CASES

Region	Confirmed cases									Other major clusters
	Total	Imported cases	Clusters				Other*	Under investigation	New cases	
			Sub-total	Shin-cheonji cluster	Other local clusters	Imported related				
Seoul	22,056	709	8,188	8	8,099	81	7,456	5,703	134	Past large clusters: • Sarang Jeil Church (1173) • Aug 15 Seoul rallies (650) • Seoul Gangseo-gu dance lessons (329) • Nightclubs (277) • Yongjin Woori Jeil Church (221) • Richway (210) • Guro-gu call center (170) • Coupang fulfillment center (152) • Gwangju door-to-door sales (150) • Seoul Noryangjin teacher appointment exam preparation classes (112) • Newly planted churches group (119)
Busan	2,273	101	1,345	12	1,278	55	524	303	40	
Daegu	8,098	115	6,002	4,512	1,483	7	1,111	870	11	
Incheon	3,456	180	1,644	2	1,633	9	1,068	564	25	
Gwangju	1,406	101	1,043	9	1,028	6	147	115	31	
Daejeon	937	47	462	2	459	1	280	148	3	
Ulsan	854	68	623	16	603	4	103	60	10	
Sejong	161	24	72	1	70	1	37	28	2	
Gyeonggi	17,605	1,245	6,531	29	6,428	74	6,168	3,661	171	
Gangwon	1,489	50	860	17	842	1	374	205	11	
Chungbuk	1,442	77	756	6	743	7	380	229	18	
Chungnam	1,878	124	929	0	928	1	495	330	12	
Jeonbuk	961	91	634	1	633	0	145	91	3	
Jeonnam	618	62	406	1	403	2	85	65	6	
Gyeongbuk	2,718	115	1,871	565	1,306	0	458	274	18	
Gyeongnam	1,705	124	1,030	32	990	8	327	224	16	
Jeju	492	30	287	0	286	1	111	64	2	
Points of Entry	2,579	2,579	0	0	0	0	0	0	11	
Total	70,728 (%)	5,842 (8.3)	32,683 (46.2)	5,213 (7.4)	27,212 (38.5)	258 (0.4)	19,269 (27.2)	12,934 (18.3)	524	

* Includes contacts of confirmed cases

※ The interim classification is based on the reporting location, which may change depending on further epidemiological investigation.