



KDCA

Korea Disease Control and Prevention Agency

# Updates on COVID-19 in Republic of Korea

19 January 2021

## Local transmission cases as of 0:00 today (cumulative since 3 January 2020)

	Total	City							
		Seoul	Busan	Daegu	Incheon	Gwangju	Daejeon	Ulsan	Sejong
<b>New</b>	<b>351</b>	<b>95</b>	<b>17</b>	<b>15</b>	<b>18</b>	<b>7</b>	<b>7</b>	<b>5</b>	<b>3</b>
<b>Cumulative</b>	<b>67,135</b>	<b>21,984</b>	<b>2,334</b>	<b>8,059</b>	<b>3,395</b>	<b>1,348</b>	<b>910</b>	<b>825</b>	<b>148</b>
	Total	Province							
		Gyeonggi	Gangwon	Chung-buk	Chung-nam	Jeon-buk	Jeon-nam	Gyeong-buk	Gyeong-nam
<b>New</b>	<b>128</b>	<b>16</b>	<b>5</b>	<b>7</b>	<b>2</b>	<b>6</b>	<b>8</b>	<b>11</b>	<b>1</b>
<b>Cumulative</b>	<b>17,107</b>	<b>1,508</b>	<b>1,398</b>	<b>1,789</b>	<b>903</b>	<b>607</b>	<b>26,84</b>	<b>1,666</b>	<b>470</b>

## Imported cases, as of 0:00 today (cumulative since 3 January 2020)

	Total	Region/Country						Where confirmed		Nationality	
		China	Asia ex-China	Europe	America	Africa	Oceania	Point of Entry	Community	Korean	Other
<b>New</b>	<b>35</b>	<b>0</b>	<b>12</b>	<b>3</b>	<b>17</b>	<b>3</b>	<b>0</b>	<b>8</b>	<b>27</b>	<b>18</b>	<b>17</b>
<b>Total</b>	<b>5,980</b>	<b>34</b> (0.6%)	<b>2,752</b> (46.0%)	<b>1,024</b> (17.1%)	<b>1,932</b> (32.3%)	<b>216</b> (3.6%)	<b>22</b> (0.4%)	<b>2,618</b> (43.8%)	<b>3,362</b> (56.2%)	<b>3,265</b> (54.6%)	<b>2,715</b> (45.4%)

\* Asia excluding China: Myanmar 1, Russia 1, Indonesia 3, Iraq 1, Pakistan 3, Sri Lanka 3,  
Europe: UK 1, France 1, Germany 1,  
America: US 16, Brazil 1,  
Africa: Ghana 1, Senegal 1, Zambia 1

## Case status, as of 0:00 today (cumulative since 3 January 2020)

	Discharged from isolation	Under isolation	Severe/critical cases	Deceased
<b>As of 0:00 18 January 2021 (Mon)</b>	<b>58,723</b>	<b>12,742</b>	<b>343</b>	<b>1,264</b>
<b>As of 0:00 19 January 2021 (Tue)</b>	<b>59,468</b>	<b>12,364</b>	<b>335</b>	<b>1,283</b>
<b>Difference</b>	<b>(+)745</b>	<b>(-)378</b>	<b>(-)8</b>	<b>(+)19</b>

\* Based on case data reported to the KDCA

\*\* Severe/Critical: COVID-19 patients in isolation being treated with high flow oxygen therapy, mechanical ventilator, ECMO (Extracorporeal Membrane Oxygenation), CRRT (Continuous Renal Replacement Therapy)

※ Figures subject to correction based on findings from epidemiological investigations



KDCA

Korea Disease Control and  
Prevention Agency

# Updates on COVID-19 in Republic of Korea

19 January 2021

## Recent major local clusters as of 12:00 today

Location	Cluster	New cases	Total cases
Seoul Songpa-gu	Correctional facility	2	1223
Seoul Eunpyeong-gu	Hospital 3	13	14
Seoul Seodaemun-gu	Church prayer place	1	17
Gyeonggi Anyang-si	Welfare facility	9	10
Gyeonggi Suwon-si	Welfare facility	9	10
Gyeonggi Seongnam-si	Traditional market	19	20
Gyeonggi Yangju-si	Meat processing factory	10	100
Gyeonggi Yongin-si Suji-gu	Church	7	216
Jeonnam Yeongam-gun	Farm	5	6
Gyeongbuk Pohang-si	Bank	11	12

\* The specific figures may differ from the daily reported statistics or figures disclosed by local municipalities due to factors such as report timing and differences in the time period considered

## Weekly risk assessment indicators

		Week 52 (2020) (12.20.~12.26.)	Week 1 (2021) (12.27.~1.2.)	Week 2 (2021) (‘21.1.3.~1.9.)	Week 3 (2021) (‘21.1.10.~1.16.)
Daily average confirmed cases (n)	Local	1016.7	930.4	738.0	516.1
	Imported	31.3	24.7	35.3	29.9
	Total	1,048.0	955.1	773.3	546.0
Cases with chain of transmission under investigation (%) <sup>(n)</sup>		24.7(1,814/7,336)	24.7(1,650/6,686)	23.1(1,252/5,413)	24.6(940/3,822)
Percentage under management (Percent of new cases confirmed while under self-quarantine)		33.3	35.4	41.1	39.3
New clusters		58	52 (▲6 <sup>2)</sup> )	33(▲23 <sup>2)</sup> )	10 <sup>3)</sup>
Reproduction number (Rt)		1.11	1.00	0.88	0.79
Average critical/severe patients(n)		288	330	388	382
Number of deaths (n)		134	149	158	136
Number of ICU available		164	191	205	261

※ Figures subject to change upon new findings from investigation

\* Reclassified due to epidemiological link found

\*\* Investigation ongoing



KDCA

Korea Disease Control and Prevention Agency

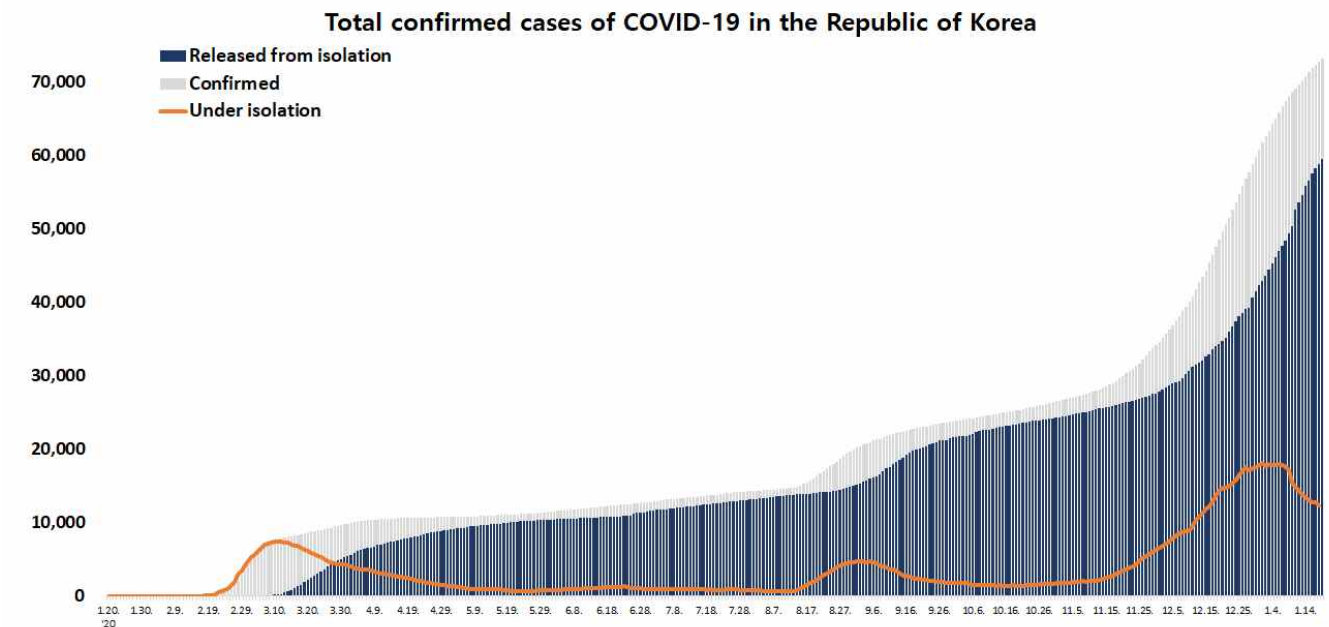
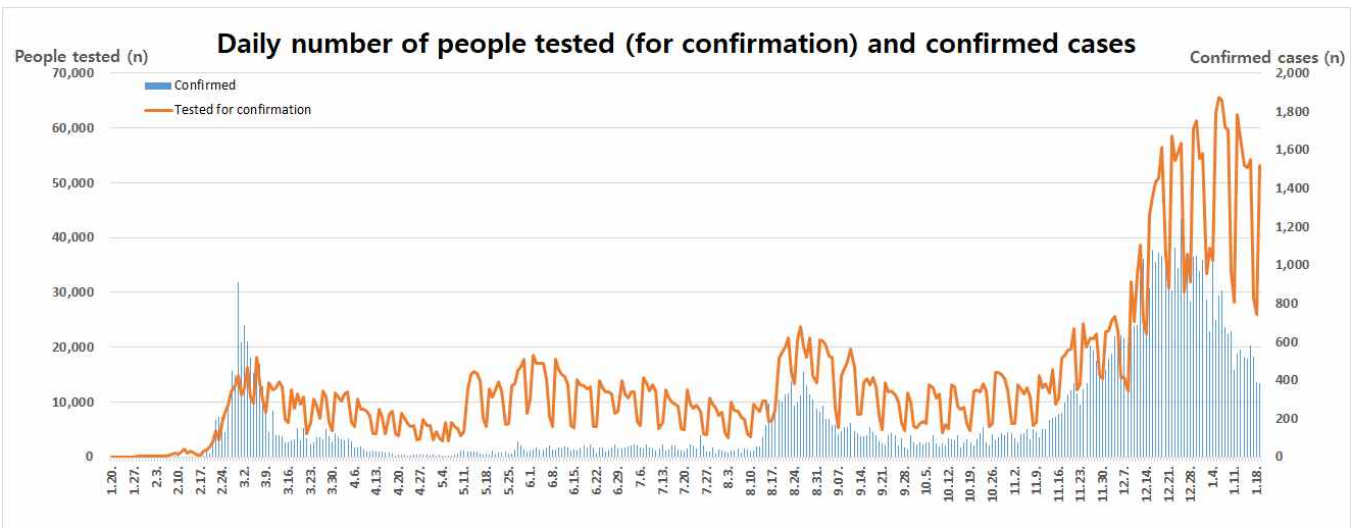
# Updates on COVID-19 in Republic of Korea

19 January 2021

Overall case and test status as of 0:00 today (cumulative since 3 January 2020)

Period (since 3 Jan)	Total	Tested positive (PCR)				Testing in progress	Tested negative (PCR)
		Confirmed	Discharged from isolation	Under isolation	Deceased		
As of 0:00 18 January 2021 (Mon)	5,087,220	72,729	58,723	12,742	1,264	158,035	4,856,456
As of 0:00 19 January 2021 (Tue)	5,140,326	73,115	59,468	12,364	1,283	154,345	4,912,866
<b>Difference</b>	<b>+53,106</b>	<b>+386</b>	<b>+745</b>	<b>-378</b>	<b>+19</b>	<b>-3,690</b>	<b>+56,410</b>

\* Based on case data reported to the KDCA  
 \*\* Testing in progress includes number of completed tests with negative results that are being recorded with delays  
 ※ Figures subject to correction based on findings from epidemiological investigations





KDCA

Korea Disease Control and  
Prevention Agency

# Updates on COVID-19 in Republic of Korea

19 January 2021

## Regional distribution of cases as of 0:00 today (cumulative since 3 January 2020)

Region	New cases		Total cases	(% )	Incidence rate* (per 100,000)
	Local	Imported			
Seoul	95	6	22,717	(31.07)	233.39
Busan	17	0	2,442	(3.34)	71.57
Daegu	15	1	8,176	(11.18)	335.56
Incheon	18	1	3,580	(4.90)	121.10
Gwangju	7	1	1,452	(1.99)	99.68
Daejeon	7	0	957	(1.31)	64.92
Ulsan	5	3	900	(1.23)	78.46
Sejong	3	0	172	(0.24)	50.24
Gyeonggi	128	11	18,378	(25.14)	138.70
Gangwon	16	1	1,562	(2.14)	101.39
Chungbuk	5	0	1,478	(2.02)	92.41
Chungnam	7	1	1,918	(2.62)	90.37
Jeonbuk	2	1	995	(1.36)	54.75
Jeonnam	6	0	669	(0.91)	35.88
Gyeongbuk	8	1	2,803	(3.83)	105.28
Gyeongnam	11	0	1,798	(2.46)	53.49
Jeju	1	0	500	(0.68)	74.54
Border Screening	0	8	2,618	(3.58)	-
<b>Total</b>	<b>351</b>	<b>35</b>	<b>73,115</b>	<b>(100)</b>	<b>141.02</b>

\* Total (cumulative) number of cases reported since January 2020 of region / Population of region (based on resident registration data of the Ministry of the Interior as of January 2020)

\* Incidence rate based on the number of confirmed cases with the address of the reporting institution



KDCA

Korea Disease Control and  
Prevention Agency

# Updates on COVID-19 in Republic of Korea

19 January 2021

## Confirmed cases by gender and age group

		New cases (%)	Total cases (%)	Incidence rate* (per 100,000)
Total		386 (100)	73,115 (100)	141.02
Sex	Male	197 (51.04)	35,861 (49.05)	138.66
	Female	189 (48.96)	37,254 (50.95)	143.37
Age	80 or above	8 (2.07)	3,647 (4.99)	192.03
	70-79	31 (8.03)	5,684 (7.77)	157.58
	60-69	43 (11.14)	11,519 (15.75)	181.57
	50-59	73 (18.91)	13,750 (18.81)	158.65
	40-49	72 (18.65)	10,483 (14.34)	124.96
	30-39	58 (15.03)	9,361 (12.80)	132.87
	20-29	52 (13.47)	11,295 (15.45)	165.95
	10-19	27 (6.99)	4,661 (6.37)	94.34
0-9	22 (5.70)	2,715 (3.71)	65.44	

\* Total (cumulative) number of cases reported since January 2020 by sex and age / Population by sex and age (based on resident registration data of the Ministry of the Interior as of January 2020)

※ Figures subject to correction based on findings from epidemiological investigations

## Deaths by gender and age group

		New deaths (%)	Total deaths (%)	Case fatality rate (%)
Total		19 (100)	1,283 (100)	1.75
Sex	Male	9 (47.37)	633 (49.34)	1.77
	Female	10 (52.63)	650 (50.66)	1.74
Age	80 or above	10 (52.63)	725 (56.51)	19.88
	70-79	5 (26.32)	352 (27.44)	6.19
	60-69	3 (15.79)	151 (11.77)	1.31
	50-59	1 (5.26)	40 (3.12)	0.29
	40-49	0 (0.00)	9 (0.70)	0.09
	30-39	0 (0.00)	6 (0.47)	0.06
	20-29	0 (0.00)	0 (0.00)	0.00
	10-19	0 (0.00)	0 (0.00)	0.00
0-9	0 (0.00)	0 (0.00)	0.00	

\* Case fatality rate (CFR) (%) = Number of deaths / Number of confirmed cases x 100

※ Figures subject to correction based on findings from epidemiological investigations



KDCA

Korea Disease Control and  
Prevention Agency

# Updates on COVID-19 in Republic of Korea

19 January 2021

## AGE DISTRIBUTION OF SEVERE/CRITICAL CASES

	1.6.	1.7.	1.8.	1.9.	1.10.	1.11.	1.12.	1.13.	1.14.	1.15.	1.16.	1.17.	1.18.	1.19.
<b>Total</b>	411	400	404	409	401	395	390	374	380	374	360	352	343	335

	Severe/Critical	( % )
<b>Total</b>	<b>335</b>	<b>( 100.0 )</b>
80 and above	68	( 20.3 )
70-79	135	( 40.3 )
60-69	96	( 28.7 )
50-59	25	( 7.5 )
40-49	6	( 1.8 )
30-39	3	( 0.9 )
20-29	2	( 0.6 )
10-19	0	( 0.0 )
0-9	0	( 0.0 )

\* Severe/Critical: COVID-19 patients in isolation being treated with high flow oxygen therapy, mechanical ventilator, ECMO (Extracorporeal Membrane Oxygenation), CRRT (Continuous Renal Replacement Therapy)

\* ICU treatment is decided based on the need for intensive care based on factors such as clinical condition and presence of any underlying medical condition and may differ from severe and critical case classification criteria. The number of severe/critical cases may not match the number of patients in ICU.

※ Figures subject to correction based on findings from epidemiological investigations



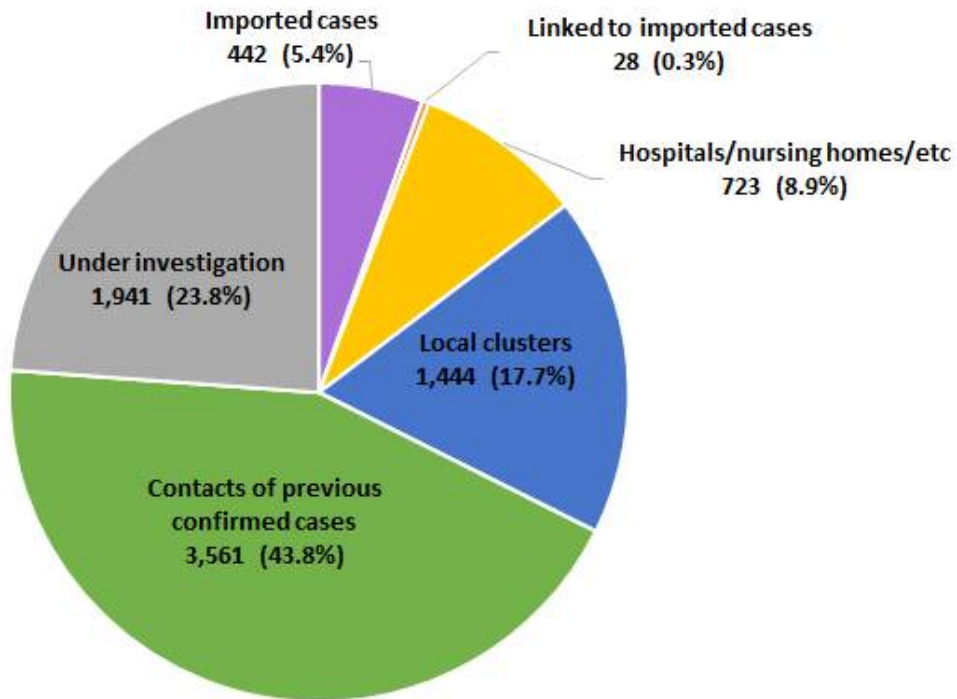
KDCA

Korea Disease Control and Prevention Agency

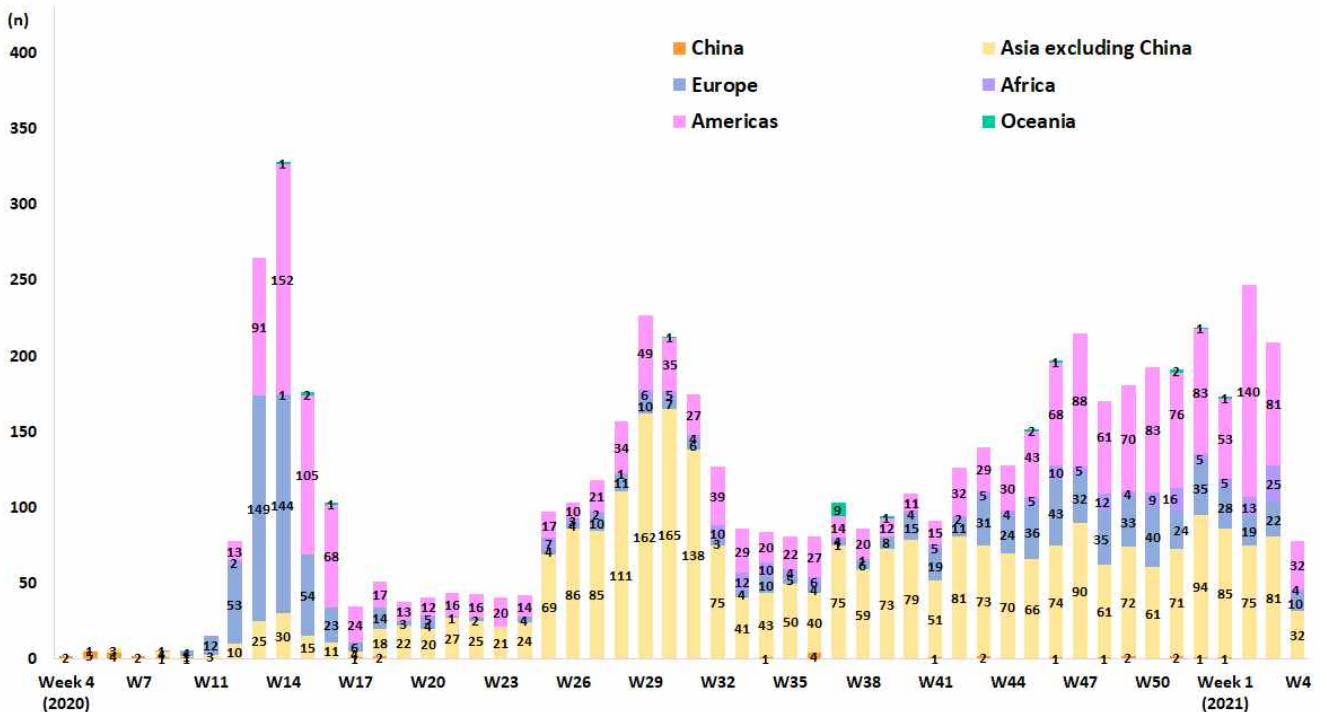
# Updates on COVID-19 in Republic of Korea

19 January 2021

## NEW CASES (LAST 2 WEEKS) BY CHAIN OF TRANSMISSION



## IMPORTED CASES





KDCA

Korea Disease Control and Prevention Agency

# Updates on COVID-19 in Republic of Korea

19 January 2021

## REGIONAL DISTRIBUTION AND EPIDEMIOLOGICAL LINKS OF CONFIRMED CASES

Region	Confirmed cases									Other major clusters
	Total	Imported cases	Clusters				Other*	Under investigation	New cases	
			Sub-total	Shin-cheonji cluster	Other local clusters	Imported related				
Seoul	22,717	733	8,330	8	8,235	87	7,728	5,926	101	Past large clusters: • Sarang Jeil Church (1173) • Aug 15 Seoul rallies (650) • Seoul Gangseo-gu dance lessons (329) • Nightclubs (277) • Yongjin Woori Jeil Church (221) • Richway (210) • Guro-gu call center (170) • Coupang fulfillment center (152) • Gwangju door-to-door sales (150) • Seoul Noryangjin teacher appointment exam preparation classes (112) • Newly planted churches group (119)
Busan	2,442	108	1,415	12	1,348	55	599	320	17	
Daegu	8,176	117	6,038	4,512	1,519	7	1,137	884	16	
Incheon	3,580	185	1,694	2	1,683	9	1,119	582	19	
Gwangju	1,452	104	1,067	9	1,052	6	162	119	8	
Daejeon	957	47	464	2	461	1	290	156	7	
Ulsan	900	75	637	16	617	4	120	68	8	
Sejong	172	24	74	1	72	1	43	31	3	
Gyeonggi	18,378	1,271	6,771	29	6,668	74	6,521	3,815	139	
Gangwon	1,562	54	861	17	843	1	428	219	17	
Chungbuk	1,478	80	780	6	767	7	391	227	5	
Chungnam	1,918	129	941	0	940	1	516	332	8	
Jeonbuk	995	92	672	1	670	1	139	92	3	
Jeonnam	669	62	454	1	451	2	93	60	6	
Gyeongbuk	2,803	119	1,941	565	1,376	0	461	282	9	
Gyeongnam	1,798	132	1,073	32	1,016	25	356	237	11	
Jeju	500	30	287	0	286	1	118	65	1	
Points of Entry	2,618	2,618	0	0	0	0	0	0	8	
Total	73,115 (%)	5,980 (8.2)	33,499 (45.8)	5,213 (7.1)	28,004 (38.3)	282 (0.4)	20,221 (27.7)	13,415 (18.3)	386	

\* Includes contacts of confirmed cases

※ The interim classification is based on the reporting location, which may change depending on further epidemiological investigation.