



KDCA

Korea Disease Control and Prevention Agency

Updates on COVID-19 in Republic of Korea

22 January 2021

Local transmission cases as of 0:00 today (cumulative since 3 January 2020)

	Total	City							
		Seoul	Busan	Daegu	Incheon	Gwangju	Daejeon	Ulsan	Sejong
New	314	113	23	5	8	2	1	2	0
Cumulative	68,200¹⁾²⁾	22,351¹⁾	2,388	8,082	3,439	1,366	912	832	149
	Total	Province							
		Gyeonggi	Gangwon	Chung-buk	Chung-nam	Jeon-buk	Jeon-nam	Gyeong-buk	Gyeong-nam
New	102	8	1	7	0	7	12	21	2
Cumulative	17,468	1,531	1,408	1,813	910²⁾	637	2,711	1,720	483

¹⁾ Corrected local reporting duplicate error: Seoul -2 (December 21, 2020, 0:00, -1, December 29, 2020, 0:00, -1)

²⁾ Corrected presumed place of infection based on findings from epidemiologic investigation:
Imported -1 → Local (Jeonbuk) +1 (January 21, 0:00)

Imported cases, as of 0:00 today (cumulative since 3 January 2020)

	Total	Region/Country						Where confirmed		Nationality	
		China	Asia ex-China	Europe	America	Africa	Oceania	Point of Entry	Community	Korean	Other
New	32	0	7	2	18	5	0	9	23	22	10
Total	6,062¹⁾	34 (0.6%)	2,769 (45.6%)	1,039 (17.1%)	1,968¹⁾ (32.5%)	230 (3.8%)	22 (0.4%)	2,633 (43.4%)	3,429¹⁾ (56.6%)	3,309 (54.6%)	2,753¹⁾ (45.4%)

* Asia excluding China: Indonesia 2, Myanmar 4, Japan 1,
Europe: Germany 1, Turkey 1,
America: US 17, Brazil 1,
Africa: Egypt 5

¹⁾ Corrected presumed place of infection based on findings from epidemiologic investigation:
Imported (US) → Local (January 21, 0:00, America -1, Community -1, Other -1)

Case status, as of 0:00 today (cumulative since 3 January 2020)

	Discharged from isolation	Under isolation	Severe/critical cases	Deceased
As of 0:00 21 January 2021 (Thur)	60,846	11,754¹⁾	317	1,316
As of 0:00 22 January 2021 (Fri)	61,415	11,519	299	1,328
Difference	(+)569	(-)235	(-)18	(+)12

* Based on case data reported to the KDCA

** Severe/Critical: COVID-19 patients in isolation being treated with high flow oxygen therapy, mechanical ventilator, ECMO (Extracorporeal Membrane Oxygenation), CRRT (Continuous Renal Replacement Therapy)

※ Figures subject to correction based on findings from epidemiological investigations

¹⁾ Corrected local reporting duplicate error: Seoul -2 (December 21, 2020, 0:00, -1, December 29, 2020, 0:00, -1)



KDCA

Korea Disease Control and Prevention Agency

Updates on COVID-19 in Republic of Korea

22 January 2021

Recent major local clusters as of 12:00 today

Location	Cluster	New cases	Total cases
Seoul Gangnam-gu	Sauna	2	20
Gyeonggi Ansan-si / Jeonnam Suncheon-si	Call center / family gathering	17	18
Gyeonggi Gimpo-si	Manufacturing business	10	11
Chungbuk Goesan-gun / Eumseong-gun / Jincheon-gun / Anseong-si	Hospitals	15	467
Daegu Suseong-gu	Office	8	9

* The specific figures may differ from the daily reported statistics or figures disclosed by local municipalities due to factors such as report timing and differences in the time period considered

Weekly risk assessment indicators

	Week 52 (2020) (12.20.~12.26.)	Week 1 (2021) (12.27.~1.2.)	Week 2 (2021) (1.13.~1.19.)	Week 3 (2021) (1.10.~1.16.)	
Daily average confirmed cases (n)	Local	1016.7	930.4	738.0	516.1
	Imported	31.3	24.7	35.3	29.9
	Total	1,048.0	955.1	773.3	546.0
Cases with chain of transmission under investigation (%) ⁽ⁿ⁾	24.7(1,814/7,336)	24.7(1,650/6,686)	23.1(1,252/5,413)	24.6(940/3,822)	
Percentage under management (Percent of new cases confirmed while under self-quarantine)	33.3	35.4	41.1	39.3	
New clusters	58	52 (▲6 ²⁾)	33(▲23 ²⁾)	10 ³⁾	
Reproduction number (Rt)	1.11	1.00	0.88	0.79	
Average critical/severe patients(n)	288	330	388	382	
Number of deaths (n)	134	149	158	136	
Number of ICU available	164	191	205	261	

※ Figures subject to change upon new findings from investigation

* Reclassified due to epidemiological link found

** Investigation ongoing



KDCA

Korea Disease Control and Prevention Agency

Updates on COVID-19 in Republic of Korea

22 January 2021

Overall case and test status as of 0:00 today (cumulative since 3 January 2020)

Period (since 3 Jan)	Total	Tested positive (PCR)				Testing in progress	Tested negative (PCR)
		Confirmed	Discharged from isolation	Under isolation	Deceased		
As of 0:00 21 January 2021 (Thur)	5,237,606 ¹⁾²⁾	73,916 ¹⁾²⁾	60,846	11,754 ¹⁾	1,316	141,070	5,022,620
As of 0:00 22 January 2021 (Fri)	5,282,224	74,262	61,415	11,519	1,328	133,132	5,074,830
Difference	+44,618	+346	+569	-235	+12	-7,938	+52,210

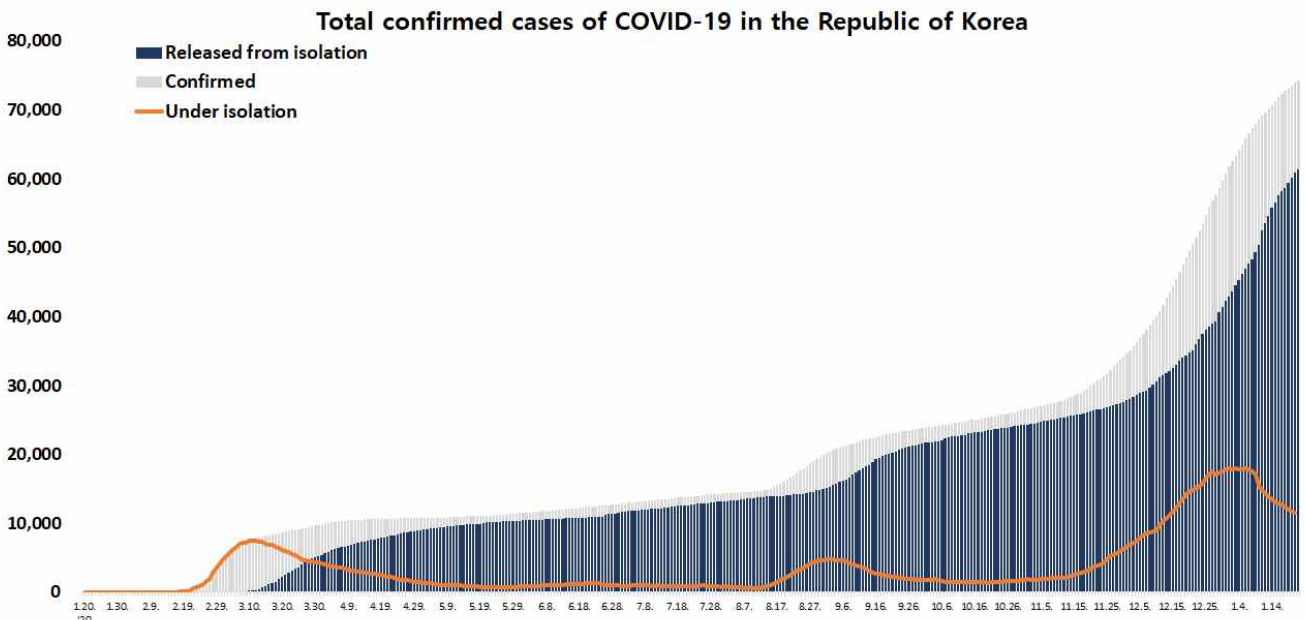
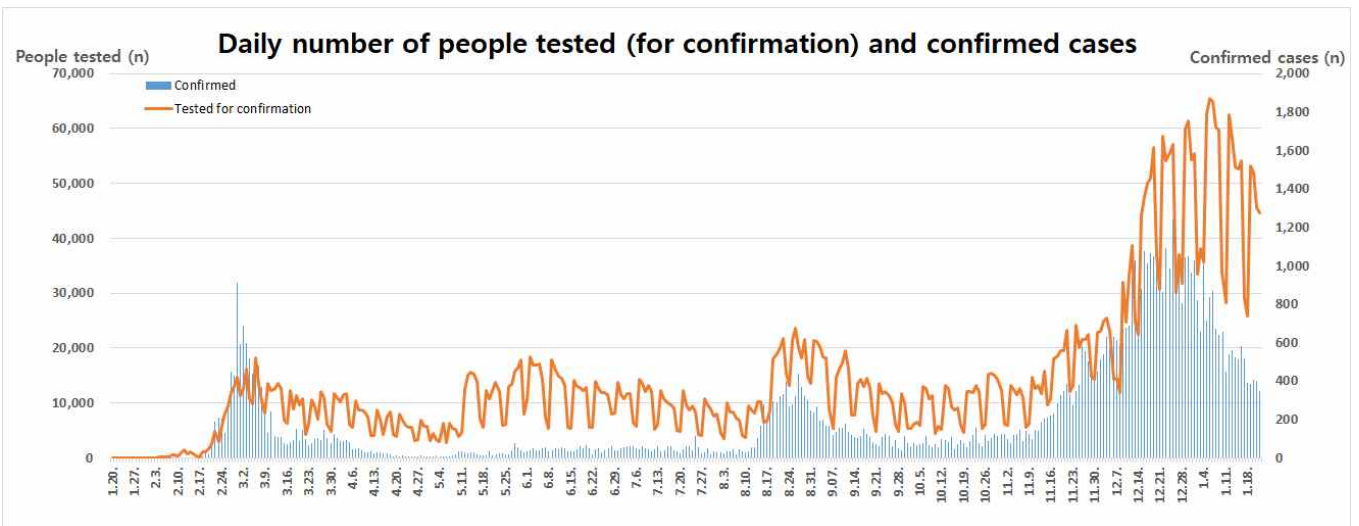
* Based on case data reported to the KDCA

** Testing in progress includes number of completed tests with negative results that are being recorded with delays

※ Figures subject to correction based on findings from epidemiological investigations

1) Corrected local reporting duplicate error: Seoul -2 (December 21, 2020, 0:00, -1, December 29, 2020, 0:00, -1)

2) Corrected presumed place of infection based on findings from epidemiologic investigation: Imported -1 → Local (Jeonbuk) +1 (January 21, 0:00)





KDCA

Korea Disease Control and
Prevention Agency

Updates on COVID-19 in Republic of Korea

22 January 2021

Regional distribution of cases as of 0:00 today (cumulative since 3 January 2020)

Region	New cases		Total cases	(%)	Incidence rate* (per 100,000)
	Local	Imported			
Seoul	113	2	23,097 ¹⁾	(31.10)	237.29
Busan	23	0	2,497	(3.36)	73.19
Daegu	5	1	8,201	(11.04)	336.59
Incheon	8	1	3,628	(4.89)	122.73
Gwangju	2	0	1,471	(1.98)	100.98
Daejeon	1	0	959	(1.29)	65.05
Ulsan	2	1	909	(1.22)	79.25
Sejong	0	0	173	(0.23)	50.54
Gyeonggi	102	14	18,771	(25.28)	141.66
Gangwon	8	1	1,590	(2.14)	103.21
Chungbuk	1	0	1,489	(2.01)	93.10
Chungnam	7	0	1,943	(2.62)	91.54
Jeonbuk	0	0	1,002	(1.35)	55.14
Jeonnam	7	0	699	(0.94)	37.49
Gyeongbuk	12	3	2,833	(3.81)	106.40
Gyeongnam	21	0	1,854	(2.50)	55.16
Jeju	2	0	513	(0.69)	76.48
Border Screening	0	9	2,633	(3.55)	-
Total	314	32	74,262¹⁾	(100)	143.23

* Total (cumulative) number of cases reported since January 2020 of region / Population of region (based on resident registration data of the Ministry of the Interior as of January 2020)

* Incidence rate based on the number of confirmed cases with the address of the reporting institution

¹⁾ Corrected local reporting duplicate error: Seoul -2 (December 21, 2020, 0:00, -1, December 29, 2020, 0:00, -1)



KDCA

Korea Disease Control and
Prevention Agency

Updates on COVID-19 in Republic of Korea

22 January 2021

Confirmed cases by gender and age group

		New cases (%)	Total cases (%)	Incidence rate* (per 100,000)
Total		346 (100)	74,262 (100)	143.23
Sex	Male	168 (48.55)	36,412 (49.03)	140.79
	Female	178 (51.45)	37,850 (50.97)	145.66
Age	80 or above	13 (3.76)	3,705 (4.99)	195.08
	70-79	17 (4.91)	5,771 (7.77)	159.99
	60-69	63 (18.21)	11,703 (15.76)	184.47
	50-59	65 (18.79)	13,975 (18.82)	161.24
	40-49	52 (15.03)	10,646 (14.34)	126.90
	30-39	44 (12.72)	9,501 (12.79)	134.86
	20-29	53 (15.32)	11,450 (15.42)	168.22
	10-19	21 (6.07)	4,736 (6.38)	95.86
	0-9	18 (5.20)	2,775 (3.74)	66.89

* Total (cumulative) number of cases reported since January 2020 by sex and age / Population by sex and age (based on resident registration data of the Ministry of the Interior as of January 2020)

※ Figures subject to correction based on findings from epidemiological investigations

Deaths by gender and age group

		New deaths (%)	Total deaths (%)	Case fatality rate (%)
Total		12 (100)	1,328 (100)	1.79
Sex	Male	9 (75.00)	659 (49.62)	1.81
	Female	3 (25.00)	669 (50.38)	1.77
Age	80 or above	6 (50.00)	750 (56.48)	20.24
	70-79	5 (41.67)	366 (27.56)	6.34
	60-69	0 (0.00)	156 (11.75)	1.33
	50-59	1 (8.33)	41 (3.09)	0.29
	40-49	0 (0.00)	9 (0.68)	0.08
	30-39	0 (0.00)	6 (0.45)	0.06
	20-29	0 (0.00)	0 (0.00)	0.00
	10-19	0 (0.00)	0 (0.00)	0.00
	0-9	0 (0.00)	0 (0.00)	0.00

* Case fatality rate (CFR) (%) = Number of deaths / Number of confirmed cases x 100

※ Figures subject to correction based on findings from epidemiological investigations



KDCA

Korea Disease Control and
Prevention Agency

Updates on COVID-19 in Republic of Korea

22 January 2021

AGE DISTRIBUTION OF SEVERE/CRITICAL CASES

	1.9.	1.10.	1.11.	1.12.	1.13.	1.14.	1.15.	1.16.	1.17.	1.18.	1.19.	1.20.	1.21.	1.22.
Total	409	401	395	390	374	380	374	360	352	343	335	323	317	299

	Severe/Critical	(%)
Total	299	(100.0)
80 and above	68	(22.7)
70-79	118	(39.5)
60-69	83	(27.8)
50-59	21	(7.0)
40-49	5	(1.7)
30-39	2	(0.7)
20-29	2	(0.7)
10-19	0	(0.0)
0-9	0	(0.0)

* Severe/Critical: COVID-19 patients in isolation being treated with high flow oxygen therapy, mechanical ventilator, ECMO (Extracorporeal Membrane Oxygenation), CRRT (Continuous Renal Replacement Therapy)

* ICU treatment is decided based on the need for intensive care based on factors such as clinical condition and presence of any underlying medical condition and may differ from severe and critical case classification criteria. The number of severe/critical cases may not match the number of patients in ICU.

※ Figures subject to correction based on findings from epidemiological investigations



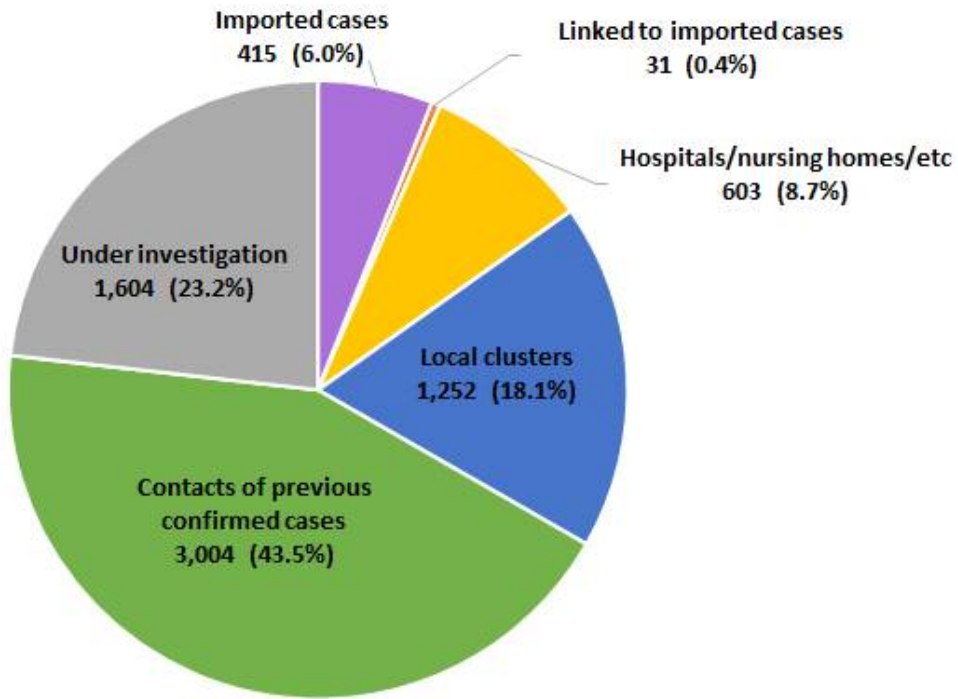
KDCA

Korea Disease Control and Prevention Agency

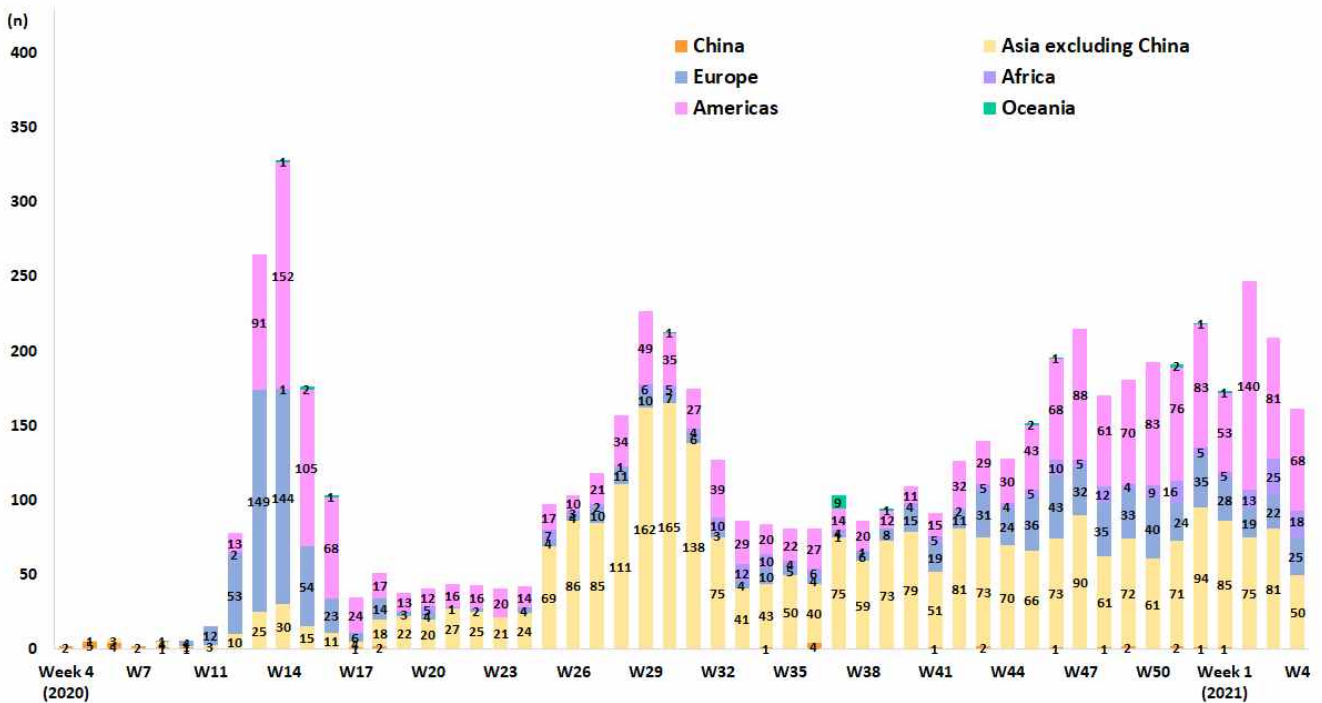
Updates on COVID-19 in Republic of Korea

22 January 2021

NEW CASES (LAST 2 WEEKS) BY CHAIN OF TRANSMISSION



IMPORTED CASES





KDCA

Korea Disease Control and
Prevention Agency

Updates on COVID-19 in Republic of Korea

22 January 2021

REGIONAL DISTRIBUTION AND EPIDEMIOLOGICAL LINKS OF CONFIRMED CASES

Region	Confirmed cases									Other major clusters
	Total	Imported cases	Clusters				Other*	Under investigation	New cases	
			Sub-total	Shin-cheonji cluster	Other local clusters	Imported related				
Seoul	23,097	746	8,436	8	8,341	87	7,873	6,042	115	Past large clusters: • Sarang Jeil Church (1173) • Aug 15 Seoul rallies (650) • Seoul Gangseo-gu dance lessons (329) • Nightclubs (277) • Yongjin Woori Jeil Church (221) • Richway (210) • Guro-gu call center (170) • Coupang fulfillment center (152) • Gwangju door-to-door sales (150) • Seoul Noryangjin teacher appointment exam preparation classes (112) • Newly planted churches group (119)
Busan	2,497	109	1,446	12	1,379	55	599	343	23	
Daegu	8,201	119	6,063	4,512	1,544	7	1,126	893	6	
Incheon	3,628	189	1,707	2	1,696	9	1,139	593	9	
Gwangju	1,471	105	1,085	9	1,070	6	164	117	2	
Daejeon	959	47	467	2	464	1	287	158	1	
Ulsan	909	77	647	16	627	4	114	71	3	
Sejong	173	24	77	1	75	1	43	29	0	
Gyeonggi	18,771	1,303	7,071	29	6,968	74	6,537	3,860	116	
Gangwon	1,590	59	861	17	843	1	438	232	9	
Chungbuk	1,489	81	786	6	773	7	396	226	1	
Chungnam	1,943	130	951	0	950	1	520	342	7	
Jeonbuk	1,002	92	680	1	678	1	138	92	0	
Jeonnam	699	62	476	1	473	2	99	62	7	
Gyeongbuk	2,833	122	1,960	565	1,395	0	461	290	15	
Gyeongnam	1,854	134	1,094	33	1,033	28	371	255	21	
Jeju	513	30	298	0	297	1	117	68	2	
Points of Entry	2,633	2,633	0	0	0	0	0	0	9	
Total	74,262 (%)	6,062 (8.2)	34,105 (45.9)	5,214 (7.0)	28,606 (38.5)	285 (0.4)	20,422 (27.5)	13,673 (18.4)	346	

* Includes contacts of confirmed cases

※ The interim classification is based on the reporting location, which may change depending on further epidemiological investigation.