



KDCA

Korea Disease Control and Prevention Agency

Updates on COVID-19 in Republic of Korea

26 January 2021

Local transmission cases as of 0:00 today (cumulative since 3 January 2020)

	Total	City							
		Seoul	Busan	Daegu	Incheon	Gwangju	Daejeon	Ulsan	Sejong
New	338	101	27	12	16	12	4	0	2
Cumulative	69,715	22,789	2,486	8,140	3,503	1,416	1,042	837	165
	Total	Province							
		Gyeonggi	Gangwon	Chung-buk	Chung-nam	Jeon-buk	Jeon-nam	Gyeong-buk	Gyeong-nam
New	79	42	7	6	1	9	8	12	0
Cumulative	17,831	1,592	1,439	1,858	921	659	2,758	1,792	487

Imported cases, as of 0:00 today (cumulative since 3 January 2020)

	Total	Region/Country						Where confirmed		Nationality	
		China	Asia ex-China	Europe	America	Africa	Oceania	Point of Entry	Community	Korean	Other
New	16	0	5	4	5	1	1	6	10	9	7
Total	6,160	35 (0.6%)	2,806 (45.6%)	1,063 (17.2%)	1,994 (32.3%)	239 (3.9%)	23 (0.4%)	2,670 (43.3%)	3,490 (56.7%)	3,365 (54.6%)	2,795 (45.4%)

* Asia excluding China: Russia 3, Indonesia 2,
Europe: UK 1, Poland 1, France 1, Georgia 1,
America: US 4, Canada 1,
Africa: Nigeria 1,
Oceania: Republic of Kiribati 1

Case status, as of 0:00 today (cumulative since 3 January 2020)

	Discharged from isolation	Under isolation	Severe/critical cases	Deceased
As of 0:00 25 January 2021 (Mon)	62,956	11,205	275	1,360
As of 0:00 26 January 2021 (Tues)	64,793	9,711	270	1,371
Difference	(+)1,837	(-)1,494	(-)5	(+)11

* Based on case data reported to the KDCA

** Severe/Critical: COVID-19 patients in isolation being treated with high flow oxygen therapy, mechanical ventilator, ECMO (Extracorporeal Membrane Oxygenation), CRRT (Continuous Renal Replacement Therapy)

※ Figures subject to correction based on findings from epidemiological investigations



KDCA

Korea Disease Control and
Prevention Agency

Updates on COVID-19 in Republic of Korea

26 January 2021

Recent major local clusters as of 12:00 today

Location	Cluster	New cases	Total cases
Seoul Jung-gu	Workplace	12	13
Seoul Yongsan-gu	USFK base	12	30
Gyeonggi Guri-si	Childcare facility	9	10
Gyeonggi Ansan-si / Jeonnam Suncheon-si	Telecommunications business / family fathering	7	25
Daejeon	International school (non-accredited) run by IM Mission Group	46	171
Gwangju Buk-gu	Church 2 / International school run by IM Mission Group	8	31
Daegu Dong-gu	Family 2	6	7
Busan Geumjeong-gu	Convalescent hospital	16	27
Gyeongnam Changwon-si	Workplace	6	16

* The specific figures may differ from the daily reported statistics or figures disclosed by local municipalities due to factors such as report timing and differences in the time period considered

Weekly risk assessment indicators

		2020.12.27. ~ 2021.1.2.	2021.1.3. ~ 1.9.	2021.1.10. ~ 1.16.	2021.1.17. ~ 1.23.
Daily average confirmed cases (n)	Local	930.3	738.0	516.1	384.0
	Imported	24.7	35.3	29.9	26.9
	Total	955.0	773.3	546.0	410.9
Cases with chain of transmission under investigation (%) (n)		24.6(1,646/6,685)	23.0(1,244/5,413)	21.9(836/3,822)	25.1(722/2,876)
Percentage under management (Percent of new cases confirmed while under self-quarantine)		29.0	33.1	36.6	34.5
Reproduction number (Rt)		1.00	0.88	0.79	0.82
New clusters		54 (▲2 ²)	42 (▲9 ²)	32 (▲22 ²)	13³
Average critical/severe patients (n)		330	388	382	324
Number of deaths (n)		149	158	136	101
Number of ICU available		191	205	261	410

※ Figures subject to change upon new findings from investigation

* Reclassified due to epidemiological link found

** Investigation ongoing



KDCA

Korea Disease Control and Prevention Agency

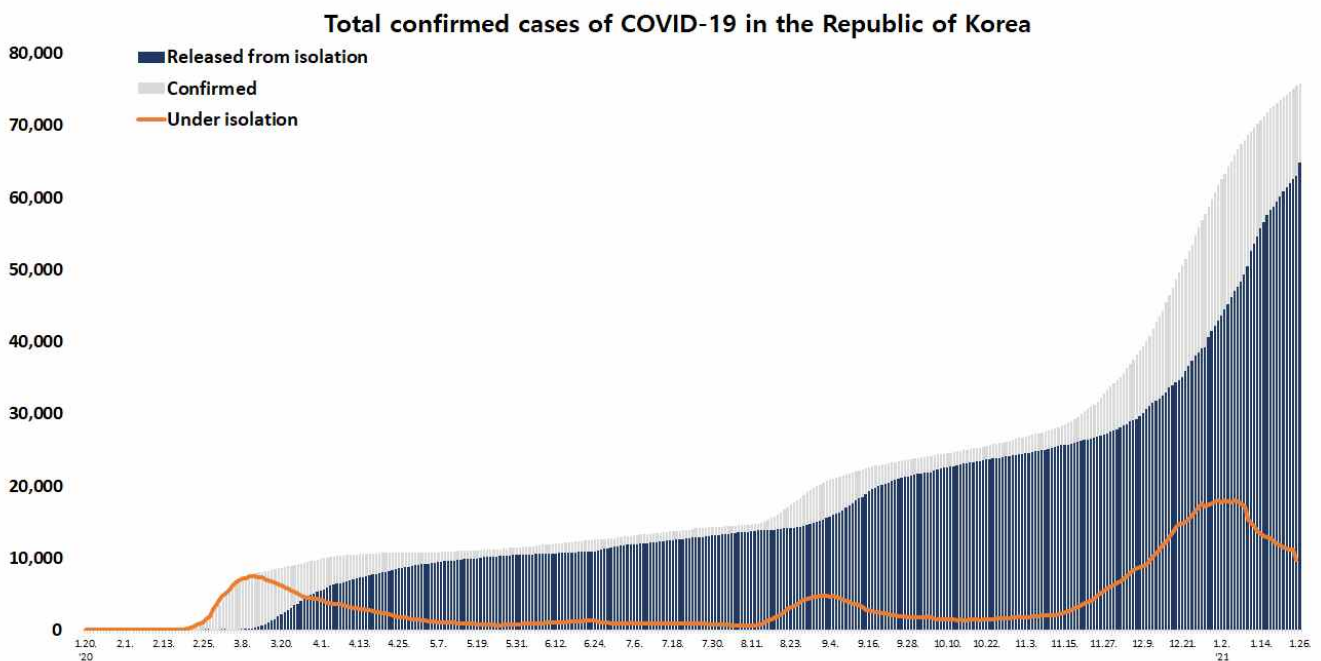
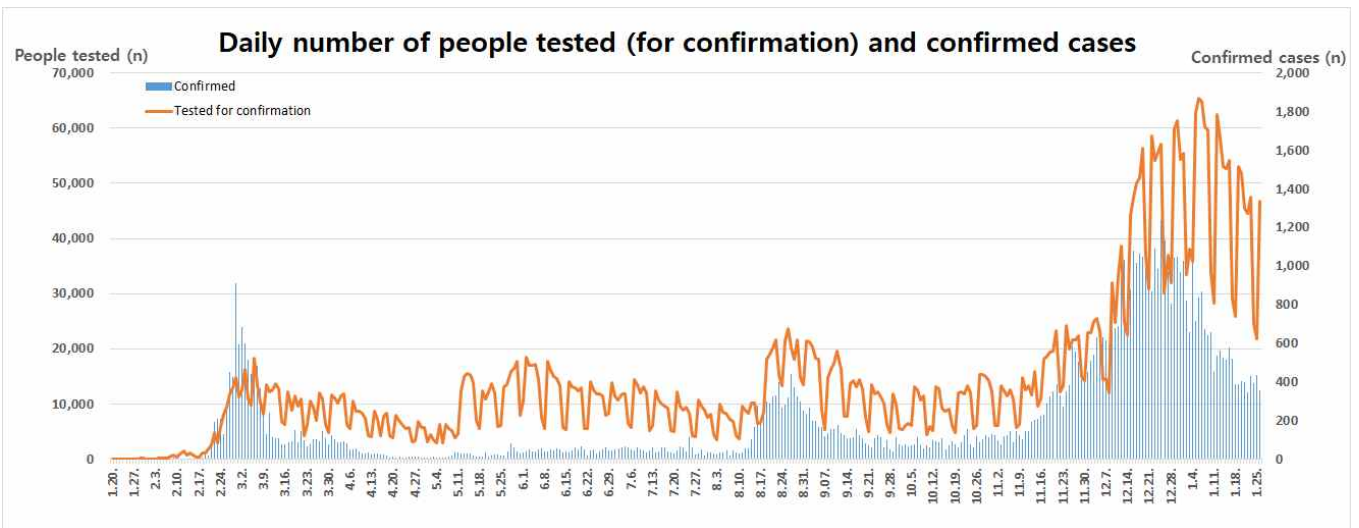
Updates on COVID-19 in Republic of Korea

26 January 2021

Overall case and test status as of 0:00 today (cumulative since 3 January 2020)

Period (since 3 Jan)	Total	Tested positive (PCR)				Testing in progress	Tested negative (PCR)
		Confirmed	Discharged from isolation	Under isolation	Deceased		
As of 0:00 25 January 2021 (Mon)	5,376,086	75,521	62,956	11,205	1,360	134,549	5,166,016
As of 0:00 26 January 2021 (Tues)	5,422,768	75,875	64,793	9,711	1,371	138,624	5,208,269
Difference	+46,682	+354	+1,837	-1,494	+11	+4,075	+42,253

* Based on case data reported to the KDCA
 ** Testing in progress includes number of completed tests with negative results that are being recorded with delays
 ※ Figures subject to correction based on findings from epidemiological investigations





KDCA

Korea Disease Control and
Prevention Agency

Updates on COVID-19 in Republic of Korea

26 January 2021

Regional distribution of cases as of 0:00 today (cumulative since 3 January 2020)

Region	New cases		Total cases	(%)	Incidence rate* (per 100,000)
	Local	Imported			
Seoul	101	3	23,563	(31.06)	242.08
Busan	27	0	2,597	(3.42)	76.12
Daegu	12	1	8,263	(10.89)	339.14
Incheon	16	2	3,697	(4.87)	125.06
Gwangju	12	0	1,523	(2.01)	104.55
Daejeon	4	0	1,089	(1.44)	73.87
Ulsan	0	0	915	(1.21)	79.77
Sejong	2	0	189	(0.25)	55.21
Gyeonggi	79	3	19,145	(25.23)	144.49
Gangwon	42	1	1,654	(2.18)	107.36
Chungbuk	7	0	1,520	(2.00)	95.04
Chungnam	6	0	1,988	(2.62)	93.67
Jeonbuk	1	0	1,014	(1.34)	55.80
Jeonnam	9	0	722	(0.95)	38.72
Gyeongbuk	8	0	2,882	(3.80)	108.24
Gyeongnam	12	0	1,926	(2.54)	57.30
Jeju	0	0	518	(0.68)	77.23
Border Screening	0	6	2,670	(3.52)	-
Total	338	16	75,875	(100)	146.34

* Total (cumulative) number of cases reported since January 2020 of region / Population of region (based on resident registration data of the Ministry of the Interior as of January 2020)

* Incidence rate based on the number of confirmed cases with the address of the reporting institution



KDCA

Korea Disease Control and Prevention Agency

Updates on COVID-19 in Republic of Korea

26 January 2021

Confirmed cases by gender and age group

		New cases (%)	Total cases (%)	Incidence rate* (per 100,000)
Total		354 (100)	75,875 (100)	146.34
Sex	Male	158 (44.63)	37,208 (49.04)	143.87
	Female	196 (55.37)	38,667 (50.96)	148.81
Age	80 or above	19 (5.37)	3,777 (4.98)	198.87
	70-79	14 (3.95)	5,866 (7.73)	162.62
	60-69	55 (15.54)	11,932 (15.73)	188.07
	50-59	60 (16.95)	14,271 (18.81)	164.66
	40-49	52 (14.69)	10,863 (14.32)	129.49
	30-39	44 (12.43)	9,694 (12.78)	137.60
	20-29	65 (18.36)	11,677 (15.39)	171.56
	10-19	30 (8.47)	4,952 (6.53)	100.23
	0-9	15 (4.24)	2,843 (3.75)	68.53

* Total (cumulative) number of cases reported since January 2020 by sex and age / Population by sex and age (based on resident registration data of the Ministry of the Interior as of January 2020)

※ Figures subject to correction based on findings from epidemiological investigations

Deaths by gender and age group

		New deaths (%)	Total deaths (%)	Case fatality rate (%)
Total		11 (100)	1,371 (100)	1.81
Sex	Male	8 (72.73)	681 (49.67)	1.83
	Female	3 (27.27)	690 (50.33)	1.78
Age	80 or above	3 (27.27)	766 (55.87)	20.28
	70-79	5 (45.45)	381 (27.79)	6.50
	60-69	2 (18.18)	163 (11.89)	1.37
	50-59	1 (9.09)	45 (3.28)	0.32
	40-49	0 (0.00)	10 (0.73)	0.09
	30-39	0 (0.00)	6 (0.44)	0.06
	20-29	0 (0.00)	0 (0.00)	0.00
	10-19	0 (0.00)	0 (0.00)	0.00
	0-9	0 (0.00)	0 (0.00)	0.00

* Case fatality rate (CFR) (%) = Number of deaths / Number of confirmed cases x 100

※ Figures subject to correction based on findings from epidemiological investigations



KDCA

Korea Disease Control and
Prevention Agency

Updates on COVID-19 in Republic of Korea

26 January 2021

AGE DISTRIBUTION OF SEVERE/CRITICAL CASES

	1.13.	1.14.	1.15.	1.16.	1.17.	1.18.	1.19.	1.20.	1.21.	1.22.	1.23.	1.24.	1.25.	1.26.
Total	374	380	374	360	352	343	335	323	317	299	297	282	275	270

	Severe/Critical	(%)
Total	270	(100.0)
80 and above	60	(22.2)
70-79	105	(38.9)
60-69	78	(28.9)
50-59	17	(6.3)
40-49	5	(1.9)
30-39	3	(1.1)
20-29	2	(0.7)
10-19	0	(0.0)
0-9	0	(0.0)

* Severe/Critical: COVID-19 patients in isolation being treated with high flow oxygen therapy, mechanical ventilator, ECMO (Extracorporeal Membrane Oxygenation), CRRT (Continuous Renal Replacement Therapy)

* ICU treatment is decided based on the need for intensive care based on factors such as clinical condition and presence of any underlying medical condition and may differ from severe and critical case classification criteria. The number of severe/critical cases may not match the number of patients in ICU.

※ Figures subject to correction based on findings from epidemiological investigations



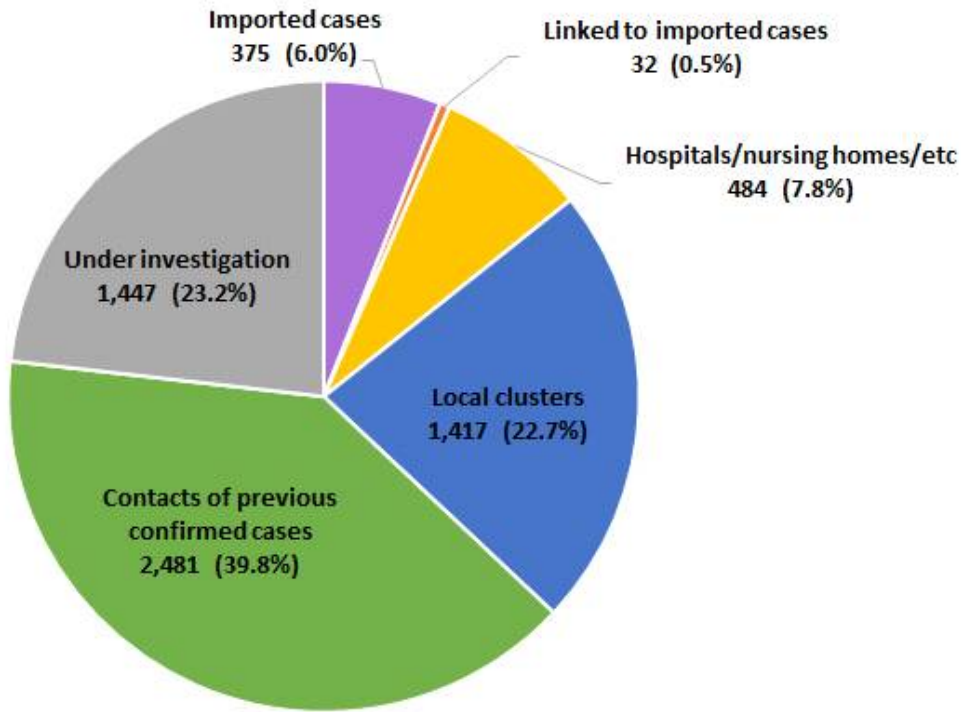
KDCA

Korea Disease Control and Prevention Agency

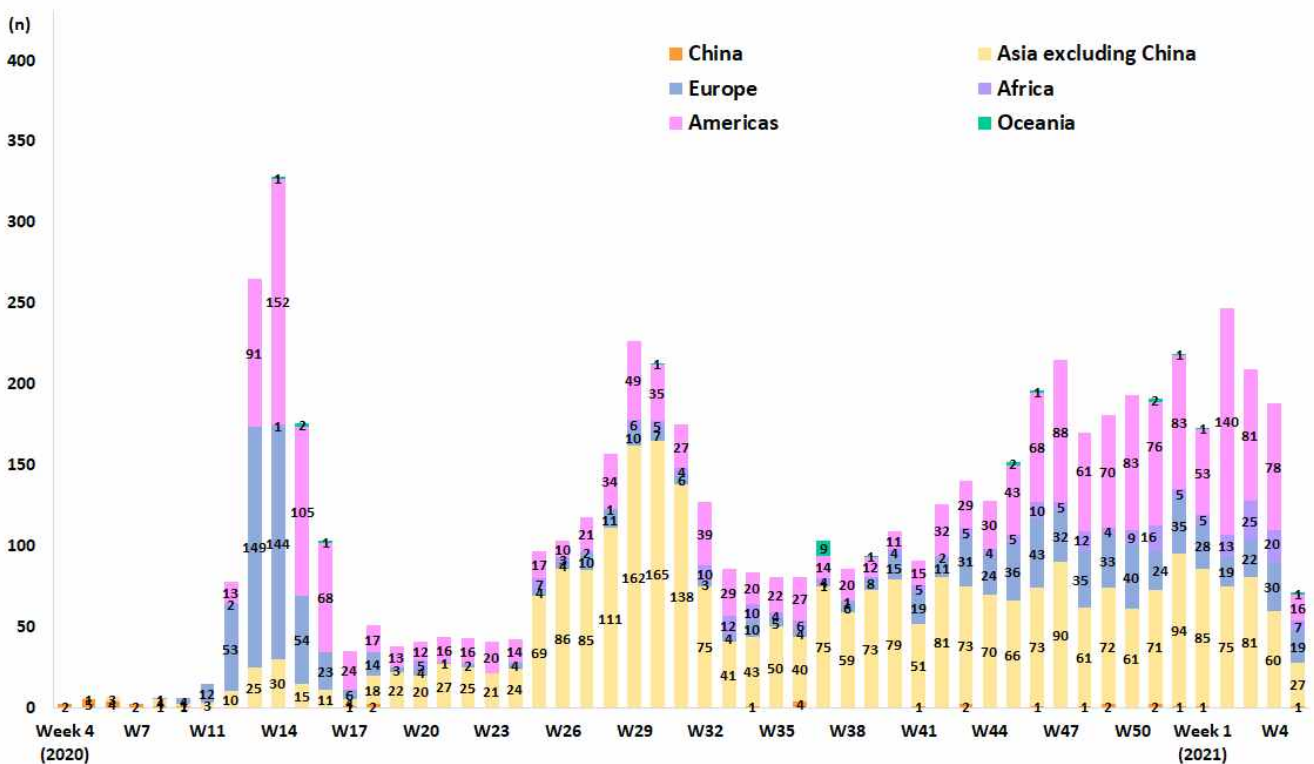
Updates on COVID-19 in Republic of Korea

26 January 2021

NEW CASES (LAST 2 WEEKS) BY CHAIN OF TRANSMISSION



IMPORTED CASES





KDCA

Korea Disease Control and Prevention Agency

Updates on COVID-19 in Republic of Korea

26 January 2021

REGIONAL DISTRIBUTION AND EPIDEMIOLOGICAL LINKS OF CONFIRMED CASES

Region	Confirmed cases									Other major clusters
	Total	Imported cases	Clusters				Other*	Under investigation	New cases	
			Sub-total	Shin-cheonji cluster	Other local clusters	Imported related				
Seoul	23,563	774	8,592	8	8,497	87	8,032	6,165	104	Past large clusters: • Sarang Jeil Church (1173) • Aug 15 Seoul rallies (650) • Seoul Gangseo-gu dance lessons (329) • Nightclubs (277) • Yongjin Woori Jeil Church (221) • Richway (210) • Guro-gu call center (170) • Coupang fulfillment center (152) • Gwangju door-to-door sales (150) • Seoul Noryangjin teacher appointment exam preparation classes (112) • Newly planted churches group (119)
Busan	2,597	111	1,535	12	1,468	55	590	361	27	
Daegu	8,263	123	6,092	4,512	1,573	7	1,140	908	13	
Incheon	3,697	194	1,731	2	1,720	9	1,170	602	18	
Gwangju	1,523	107	1,124	9	1,109	6	168	124	12	
Daejeon	1,089	47	592	2	589	1	290	160	4	
Ulsan	915	78	657	16	637	4	110	70	0	
Sejong	189	24	87	1	85	1	44	34	2	
Gyeonggi	19,145	1,314	7,194	29	7,091	74	6,690	3,947	82	
Gangwon	1,654	62	902	17	884	1	449	241	43	
Chungbuk	1,520	81	798	6	785	7	406	235	7	
Chungnam	1,988	130	964	0	963	1	540	354	6	
Jeonbuk	1,014	93	700	1	698	1	126	95	1	
Jeonnam	722	63	496	1	486	9	94	69	9	
Gyeongbuk	2,882	124	1,999	565	1,434	0	463	296	8	
Gyeongnam	1,926	134	1,163	33	1,101	29	369	260	12	
Jeju	518	31	326	0	325	1	94	67	0	
Points of Entry	2,670	2,670	0	0	0	0	0	0	6	
Total	75,875 (%)	6,160 (8.1)	34,952 (46.1)	5,214 (6.9)	29,445 (38.8)	293 (0.4)	20,775 (27.4)	13,988 (18.4)	354	

* Includes contacts of confirmed cases

※ The interim classification is based on the reporting location, which may change depending on further epidemiological investigation.