



KDCA

Korea Disease Control and Prevention Agency

Updates on COVID-19 in Republic of Korea

29 January 2021

Local transmission cases as of 0:00 today (cumulative since 3 January 2020)

	Total	City							
		Seoul	Busan	Daegu	Incheon	Gwangju	Daejeon	Ulsan	Sejong
New	445	109	34	10	18	54	1	2	0
Cumulative	71,150	23,120	2,604	8,166	3,578	1,626	1,048	849	169
	Total	Province							
		Gyeonggi	Gangwon	Chung-buk	Chung-nam	Jeon-buk	Jeon-nam	Gyeong-buk	Gyeong-nam
New	129	7	9	6	4	5	41	15	1
Cumulative	18,208	1,623	1,480	1,872	937	684	2,852	1,846	488

Imported cases, as of 0:00 today (cumulative since 3 January 2020)

	Total	Region/Country						Where confirmed		Nationality	
		China	Asia ex-China	Europe	America	Africa	Oceania	Point of Entry	Community	Korean	Other
New	24	0	7	3	13	1	0	9	15	15	9
Total	6,245	35 (0.6%)	2,823 (45.2%)	1,078 (17.3%)	2,043 (32.6%)	243 (3.9%)	23 (0.4%)	2,698 (43.2%)	3,547 (56.8%)	3,416 (54.7%)	2,829 (45.3%)

* Asia excluding China: Indonesia 4, Myanmar 1, Japan 1, Uzbekistan 1,
Europe: Poland 1, Turkey 2,
America: US 13, Africa: PR Congo 1

Case status, as of 0:00 today (cumulative since 3 January 2020)

	Discharged from isolation	Under isolation	Severe/critical cases	Deceased
As of 0:00 28 January 2021 (Thur)	66,016	9,524	251	1,386
As of 0:00 29 January 2021 (Fri)	66,503	9,493	239	1,399
Difference	(+)487	(-)31	(-)12	(+)13

* Based on case data reported to the KDCA

** Severe/Critical: COVID-19 patients in isolation being treated with high flow oxygen therapy, mechanical ventilator, ECMO (Extracorporeal Membrane Oxygenation), CRRT (Continuous Renal Replacement Therapy)

※ Figures subject to correction based on findings from epidemiological investigations



KDCA

Korea Disease Control and
Prevention Agency

Updates on COVID-19 in Republic of Korea

29 January 2021

Recent major local clusters as of 12:00 today

Location	Cluster	New cases	Total cases
Seoul Gangnam-gu	Workplace	4	44
Seoul Jung-gu	Welfare facility	14	35
Gyeonggi Suwon-si	Nursing home 2	25	26
Gyeonggi Suwon-si	Family 3 / kindergarten	14	15
Gyeonggi Gwangmyeong-si	Social gathering	11	12
Incheon Yeonsu-gu	Family and friends	6	28
Chungbuk Chungju-si / Jeonbuk Gimje-si	Meat processing factory	11	46
Chungnam Seocheon-gun	Church	9	30
Gwangju Buk-gu	Church 2 / International school run by IM Mission Group	24	174
Gwangju Seo-gu	Church	30	54
Jeonnam Hwasun-gun	Myeon office	15	16
Daegu Buk-gu	Office	14	15
Daegu Buk-gu	College students gathering	7	8
Gyeongbuk Andong-si	Taekwondo studio	12	45
Gyeongbuk Pohang-si	Social gathering	9	26
Busan Seo-gu	Port and transport workers' union	7	33
Busan Geumjeong-gu	Convalescent hospital	11	67

* The specific figures may differ from the daily reported statistics or figures disclosed by local municipalities due to factors such as report timing and differences in the time period considered

Weekly risk assessment indicators

		2020.12.27. ~ 2021.1.2.	2021.1.3. ~ 1.9.	2021.1.10. ~ 1.16.	2021.1.17. ~ 1.23.
Daily average confirmed cases (n)	Local	930.3	738.0	516.1	384.0
	Imported	24.7	35.3	29.9	26.9
	Total	955.0	773.3	546.0	410.9
Cases with chain of transmission under investigation (%) (n)		24.6(1,646/6,685)	23.0(1,244/5,413)	21.9(836/3,822)	25.1(722/2,876)
Percentage under management (Percent of new cases confirmed while under self-quarantine)		29.0	33.1	36.6	34.5
Reproduction number (Rt)		1.00	0.88	0.79	0.82
New clusters		54 (▲2 ²)	42 (▲9 ²)	32 (▲22 ²)	13 ³)
Average critical/severe patients (n)		330	388	382	324
Number of deaths (n)		149	158	136	101
Number of ICU available		191	205	261	410

※ Figures subject to change upon new findings from investigation

* Reclassified due to epidemiological link found

** Investigation ongoing



KDCA

Korea Disease Control and Prevention Agency

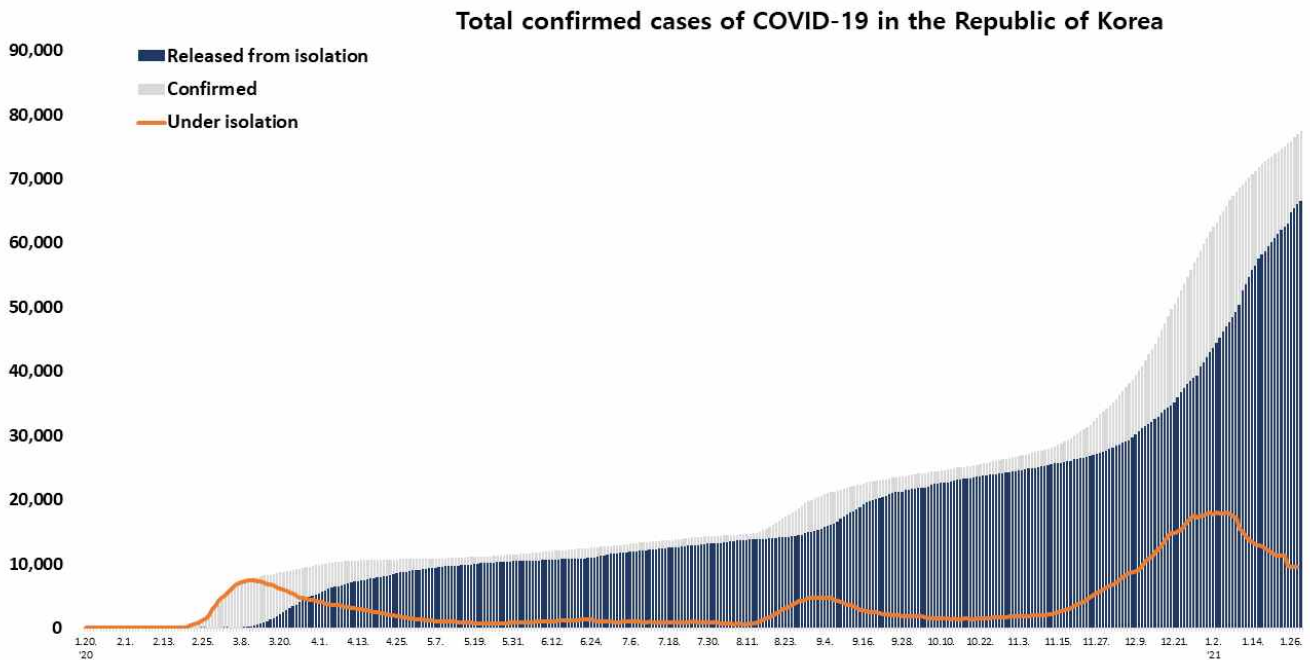
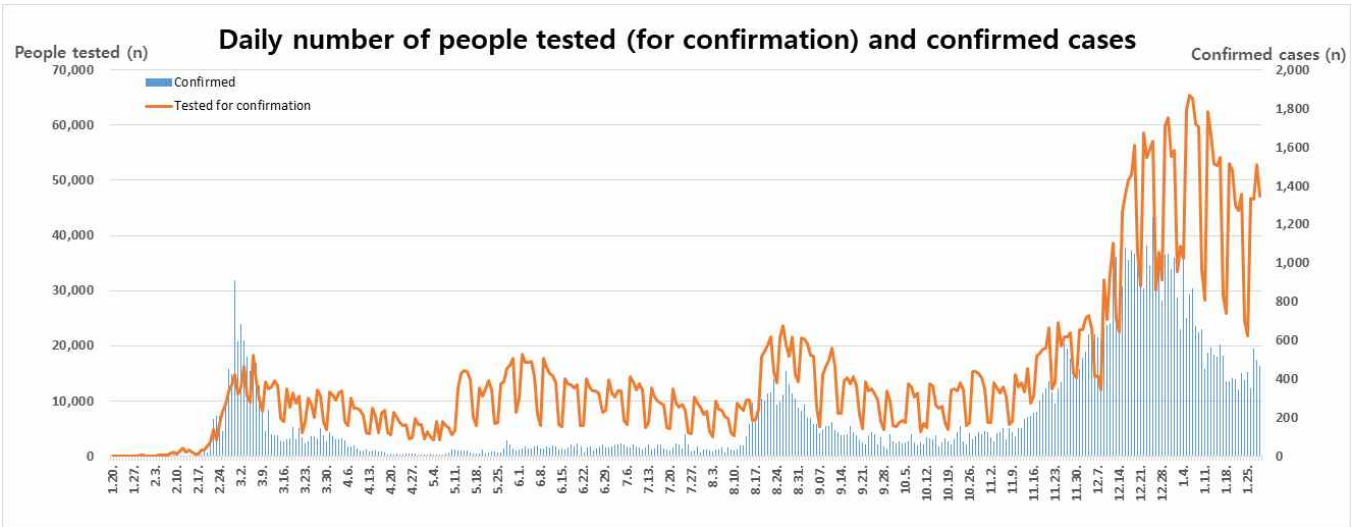
Updates on COVID-19 in Republic of Korea

29 January 2021

Overall case and test status as of 0:00 today (cumulative since 3 January 2020)

Period (since 3 Jan)	Total	Tested positive (PCR)				Testing in progress	Tested negative (PCR)
		Confirmed	Discharged from isolation	Under isolation	Deceased		
As of 0:00 28 January 2021 (Thur)	5,522,189	76,926	66,016	9,524	1,386	139,424	5,305,839
As of 0:00 29 January 2021 (Fri)	5,569,264	77,395	66,503	9,493	1,399	142,753	5,349,116
Difference	+47,075	+469	+487	-31	+13	+3,329	+43,277

* Based on case data reported to the KDCA
 ** Testing in progress includes number of completed tests with negative results that are being recorded with delays
 ※ Figures subject to correction based on findings from epidemiological investigations





KDCA

Korea Disease Control and
Prevention Agency

Updates on COVID-19 in Republic of Korea

29 January 2021

Regional distribution of cases as of 0:00 today (cumulative since 3 January 2020)

Region	New cases		Total cases	(%)	Incidence rate* (per 100,000)
	Local	Imported			
Seoul	109	3	23,908 ¹⁾	(30.89)	245.63
Busan	34	0	2,717	(3.51)	79.63
Daegu	10	0	8,290	(10.71)	340.24
Incheon	18	1	3,777	(4.88)	127.77
Gwangju	54	0	1,733	(2.24)	118.97
Daejeon	1	0	1,095	(1.41)	74.28
Ulsan	2	0	929	(1.20)	80.99
Sejong	0	0	194	(0.25)	56.67
Gyeonggi	129	6	19,544 ¹⁾	(25.25)	147.50
Gangwon	7	1	1,686	(2.18)	109.44
Chungbuk	9	0	1,562	(2.02)	97.66
Chungnam	6	0	2,002	(2.59)	94.32
Jeonbuk	4	2	1,034	(1.34)	56.90
Jeonnam	5	0	747	(0.97)	40.06
Gyeongbuk	41	2	2,979	(3.85)	111.89
Gyeongnam	15	0	1,981	(2.56)	58.93
Jeju	1	0	519	(0.67)	77.38
Border Screening	0	9	2,698	(3.49)	-
Total	445	24	77,395	(100)	149.27

* Total (cumulative) number of cases reported since January 2020 of region / Population of region (based on resident registration data of the Ministry of the Interior as of January 2020)

* Incidence rate based on the number of confirmed cases with the address of the reporting institution



KDCA

Korea Disease Control and
Prevention Agency

Updates on COVID-19 in Republic of Korea

29 January 2021

Confirmed cases by gender and age group

		New cases (%)	Total cases (%)	Incidence rate* (per 100,000)
Total		469 (100)	77,395 (100)	149.27
Sex	Male	215 (45.84)	37,970 (49.06)	146.81
	Female	254 (54.16)	39,425 (50.94)	151.72
Age	80 or above	43 (9.17)	3,867 (5.00)	203.61
	70-79	30 (6.40)	5,955 (7.69)	165.09
	60-69	73 (15.57)	12,143 (15.69)	191.40
	50-59	88 (18.76)	14,525 (18.77)	167.59
	40-49	74 (15.78)	11,100 (14.34)	132.31
	30-39	53 (11.30)	9,876 (12.76)	140.18
	20-29	47 (10.02)	11,854 (15.32)	174.16
	10-19	39 (8.32)	5,135 (6.63)	103.94
	0-9	22 (4.69)	2,940 (3.80)	70.87

* Total (cumulative) number of cases reported since January 2020 by sex and age / Population by sex and age (based on resident registration data of the Ministry of the Interior as of January 2020)

※ Figures subject to correction based on findings from epidemiological investigations

Deaths by gender and age group

		New deaths (%)	Total deaths (%)	Case fatality rate (%)
Total		13 (100)	1,399 (100)	1.81
Sex	Male	7 (53.85)	693 (49.54)	1.83
	Female	6 (46.15)	706 (50.46)	1.79
Age	80 or above	7 (53.85)	784 (56.04)	20.27
	70-79	6 (46.15)	389 (27.81)	6.53
	60-69	0 (0.00)	165 (11.79)	1.36
	50-59	0 (0.00)	45 (3.22)	0.31
	40-49	0 (0.00)	10 (0.71)	0.09
	30-39	0 (0.00)	6 (0.43)	0.06
	20-29	0 (0.00)	0 (0.00)	0.00
	10-19	0 (0.00)	0 (0.00)	0.00
	0-9	0 (0.00)	0 (0.00)	0.00

* Case fatality rate (CFR) (%) = Number of deaths / Number of confirmed cases x 100

※ Figures subject to correction based on findings from epidemiological investigations



KDCA

Korea Disease Control and
Prevention Agency

Updates on COVID-19 in Republic of Korea

29 January 2021

AGE DISTRIBUTION OF SEVERE/CRITICAL CASES

	1.16.	1.17.	1.18.	1.19.	1.20.	1.21.	1.22.	1.23.	1.24.	1.25.	1.26.	1.27.	1.28.	1.29.
Total	360	352	343	335	323	317	299	297	282	275	270	270	251	239

	Severe/Critical	(%)
Total	239	(100.0)
80 and above	62	(25.9)
70-79	96	(40.2)
60-69	61	(25.5)
50-59	13	(5.4)
40-49	4	(1.7)
30-39	3	(1.3)
20-29	0	(0.0)
10-19	0	(0.0)
0-9	0	(0.0)

* Severe/Critical: COVID-19 patients in isolation being treated with high flow oxygen therapy, mechanical ventilator, ECMO (Extracorporeal Membrane Oxygenation), CRRT (Continuous Renal Replacement Therapy)

* ICU treatment is decided based on the need for intensive care based on factors such as clinical condition and presence of any underlying medical condition and may differ from severe and critical case classification criteria. The number of severe/critical cases may not match the number of patients in ICU.

※ Figures subject to correction based on findings from epidemiological investigations



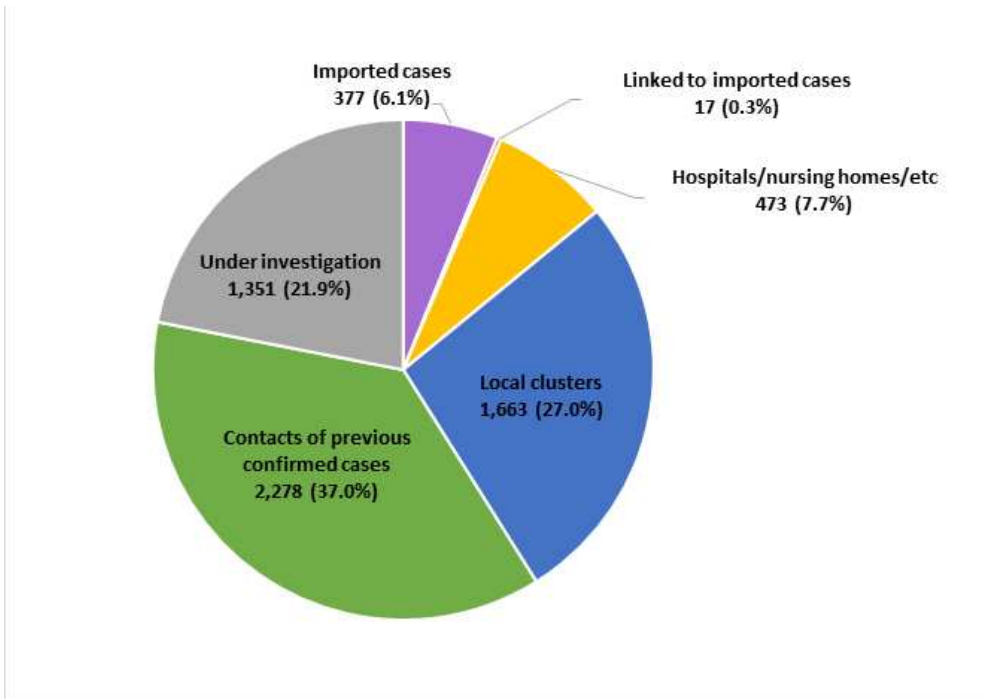
KDCA

Korea Disease Control and Prevention Agency

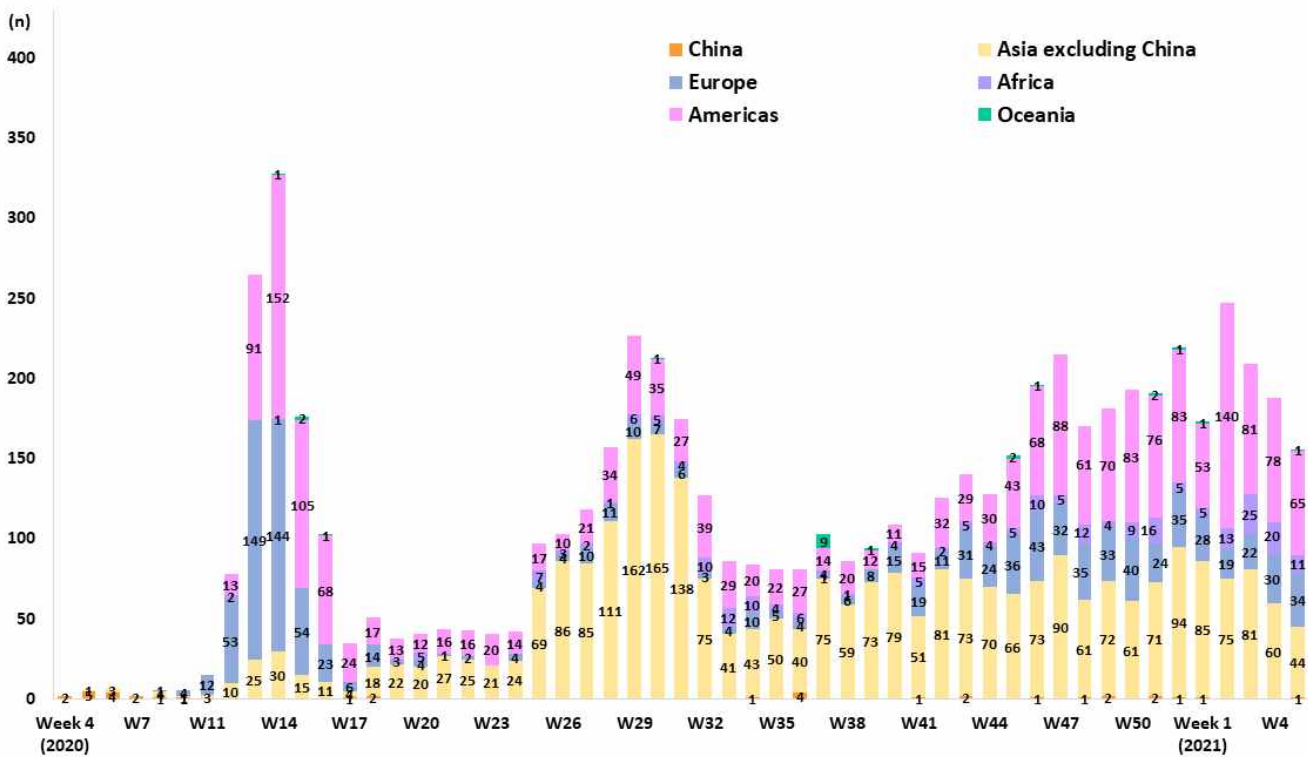
Updates on COVID-19 in Republic of Korea

29 January 2021

NEW CASES (LAST 2 WEEKS) BY CHAIN OF TRANSMISSION



IMPORTED CASES





KDCA

Korea Disease Control and Prevention Agency

Updates on COVID-19 in Republic of Korea

29 January 2021

REGIONAL DISTRIBUTION AND EPIDEMIOLOGICAL LINKS OF CONFIRMED CASES

Region	Confirmed cases									Other major clusters
	Total	Imported cases	Clusters				Other*	Under investigation	New cases	
			Sub-total	Shin-cheonji cluster	Other local clusters	Imported related				
Seoul	23,908	788	8,843	8	8,748	87	7,952	6,325	112	Past large clusters: • Sarang Jeil Church (1173) • Aug 15 Seoul rallies (650) • Seoul Gangseo-gu dance lessons (329) • Nightclubs (277) • Yongjin Woori Jeil Church (221) • Richway (210) • Guro-gu call center (170) • Coupang fulfillment center (152) • Gwangju door-to-door sales (150) • Seoul Noryangjin teacher appointment exam preparation classes (112) • Newly planted churches group (119)
Busan	2,717	113	1,648	12	1,581	55	586	370	34	
Daegu	8,290	124	6,124	4,512	1,605	7	1,126	916	10	
Incheon	3,777	199	1,754	2	1,743	9	1,210	614	19	
Gwangju	1,733	107	1,310	9	1,295	6	183	133	54	
Daejeon	1,095	47	593	2	590	1	292	163	1	
Ulsan	929	80	661	16	641	4	116	72	2	
Sejong	194	25	89	1	87	1	45	35	0	
Gyeonggi	19,544	1,336	7,402	29	7,295	78	6,767	4,039	135	
Gangwon	1,686	63	950	17	932	1	437	236	8	
Chungbuk	1,562	82	825	6	812	7	414	241	9	
Chungnam	2,002	130	965	0	964	1	545	362	6	
Jeonbuk	1,034	97	718	1	716	1	125	94	6	
Jeonnam	747	63	513	1	502	10	98	73	5	
Gyeongbuk	2,979	127	2,053	565	1,488	0	489	310	43	
Gyeongnam	1,981	135	1,224	33	1,160	31	358	264	15	
Jeju	519	31	338	0	337	1	82	68	1	
Points of Entry	2,698	2,698	0	0	0	0	0	0	9	
Total	77,395 (%)	6,245 (8.1)	36,010 (46.5)	5,214 (6.7)	30,496 (39.4)	300 (0.4)	20,825 (26.9)	14,315 (18.5)	469	

* Includes contacts of confirmed cases

※ The interim classification is based on the reporting location, which may change depending on further epidemiological investigation.