



KDCA

Korea Disease Control and Prevention Agency

# Updates on COVID-19 in Republic of Korea

6 February 2021

## Local transmission cases as of 0:00 today (cumulative since 3 January 2020)

	Total	City							
		Seoul	Busan	Daegu	Incheon	Gwangju	Daejeon	Ulsan	Sejong
<b>New</b>	<b>366</b>	<b>142</b>	<b>14</b>	<b>18</b>	<b>24</b>	<b>12</b>	<b>8</b>	<b>2</b>	<b>0</b>
<b>Cumulative</b>	<b>74,052<sup>1)</sup></b>	<b>24,205</b>	<b>2,758</b>	<b>8,250</b>	<b>3,741</b>	<b>1,773</b>	<b>1,066</b>	<b>860</b>	<b>172</b>
	Total	Province							
		Gyeonggi	Gangwon	Chung-buk	Chung-nam	Jeon-buk	Jeon-nam	Gyeong-buk	Gyeong-nam
<b>New</b>	<b>108</b>	<b>1</b>	<b>2</b>	<b>13</b>	<b>1</b>	<b>1</b>	<b>4</b>	<b>10</b>	<b>6</b>
<b>Cumulative</b>	<b>19,063</b>	<b>1,531<sup>1)</sup></b>	<b>957</b>	<b>697</b>	<b>1,919</b>	<b>684</b>	<b>2,852</b>	<b>1,846</b>	<b>488</b>

<sup>1)</sup> Change of suspected place of transmission after investigation (Feb. 5, 0:00) : Chung-buk local -1, imported +1

## Imported cases, as of 0:00 today (cumulative since 3 January 2020)

	Total	Region/Country						Where confirmed		Nationality	
		China	Asia ex-China	Europe	America	Africa	Oceania	Point of Entry	Community	Korean	Other
<b>New</b>	<b>27</b>	<b>0</b>	<b>11</b>	<b>3</b>	<b>12</b>	<b>1</b>	<b>0</b>	<b>11</b>	<b>16</b>	<b>10</b>	<b>17</b>
<b>Total</b>	<b>6,472<sup>1)</sup></b>	<b>38</b> (0.6%)	<b>2,910<sup>1)</sup></b> (45.0%)	<b>1,118</b> (17.3%)	<b>2,122</b> (32.7%)	<b>261</b> (4.0%)	<b>23</b> (0.4%)	<b>2,785</b> (43.0%)	<b>3,687<sup>1)</sup></b> (57.0%)	<b>3,541<sup>1)</sup></b> (54.7%)	<b>2,931</b> (45.3%)

\* Asia excluding China: Philippines 1, India 1, Indonesia 4, Russia 2, UAE 3

Europe: Hungary 1, Austria 1, Turkey 1,

America: US 9, Argentina 1, Canada 2, Africa: Rwanda 1

<sup>1)</sup> Change of suspected place of transmission after investigation (Feb. 5, 0:00) : Chung-buk local -1, imported(Asia) +1

## Case status, as of 0:00 today (cumulative since 3 January 2020)

	Discharged from isolation	Under isolation	Severe/critical cases	Deceased
<b>As of 0:00 5 February 2021 (Fri)</b>	<b>70,117</b>	<b>8,555</b>	<b>200</b>	<b>1,459</b>
<b>As of 0:00 6 February 2021 (Sat)</b>	<b>70,505</b>	<b>8,555</b>	<b>197</b>	<b>1,464</b>
<b>Difference</b>	<b>(+)388</b>	<b>0</b>	<b>(-)3</b>	<b>(+)5</b>

\* Based on case data reported to the KDCA

\*\* Severe/Critical: COVID-19 patients in isolation being treated with high flow oxygen therapy, mechanical ventilator, ECMO (Extracorporeal Membrane Oxygenation), CRRT (Continuous Renal Replacement Therapy)

※ Figures subject to correction based on findings from epidemiological investigations



KDCA

Korea Disease Control and  
Prevention Agency

# Updates on COVID-19 in Republic of Korea

6 February 2021

## Recent major local clusters as of 12:00 today

Location	Cluster	New cases	Total cases
Seoul Gangbuk-gu	Sauna	12	27
Seoul Seongdong-gu	University Hospital	7	80
Seoul Jung-gu	Welfare facility	5	83
Seoul Gangdong-gu	Korean Medicine Hospital	3	23
Gyeonggi Ansan-si	Interior company	13	14
Gyeonggi Ansan-si	Hospital 3	2	16
Gyeonggi Namyangju-si	Nursing Home 2	2	18
Gyeonggi Gunpo-si	Church	2	15
Incheon Yeonsu-gu	Trading Company	5	20
Chungbuk Unseung-gun	Livestock products company	2	17
Gwangju Seo-gu	Church	2	130
Jeju Jeju-si	Family 3	7	8
Daegu Dong-gu	Family 4	6	7
Busan Seo-gu	Port and transport workers' union	2	51
Busan Haewondae-gu	Family 3	2	17

*\* The specific figures may differ from the daily reported statistics or figures disclosed by local municipalities due to factors such as report timing and differences in the time period considered*



KDCA

Korea Disease Control and Prevention Agency

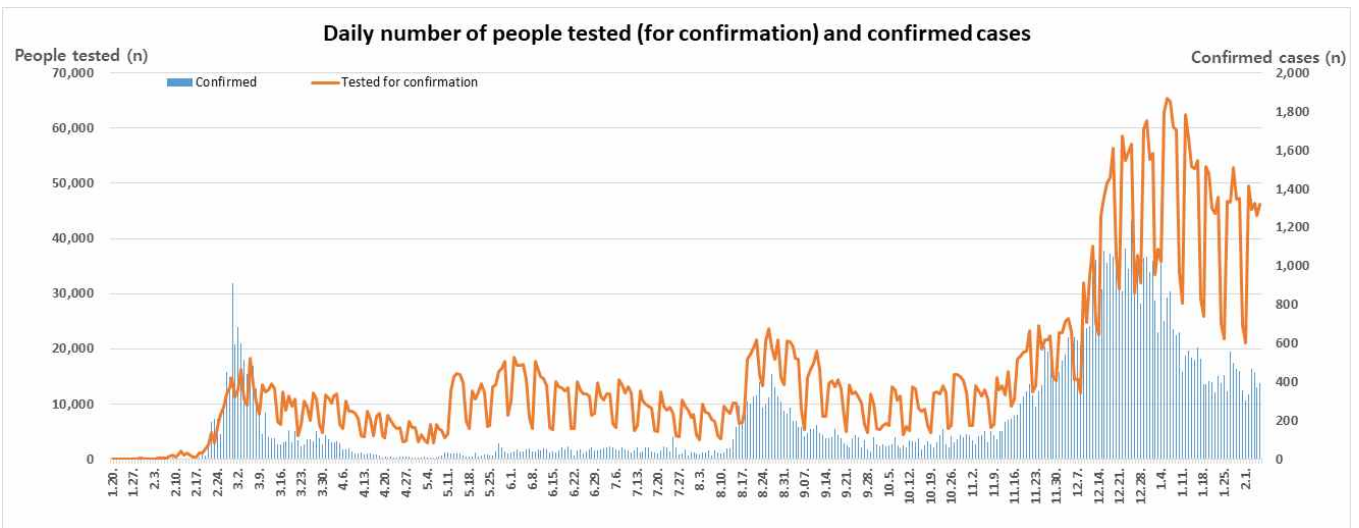
# Updates on COVID-19 in Republic of Korea

6 February 2021

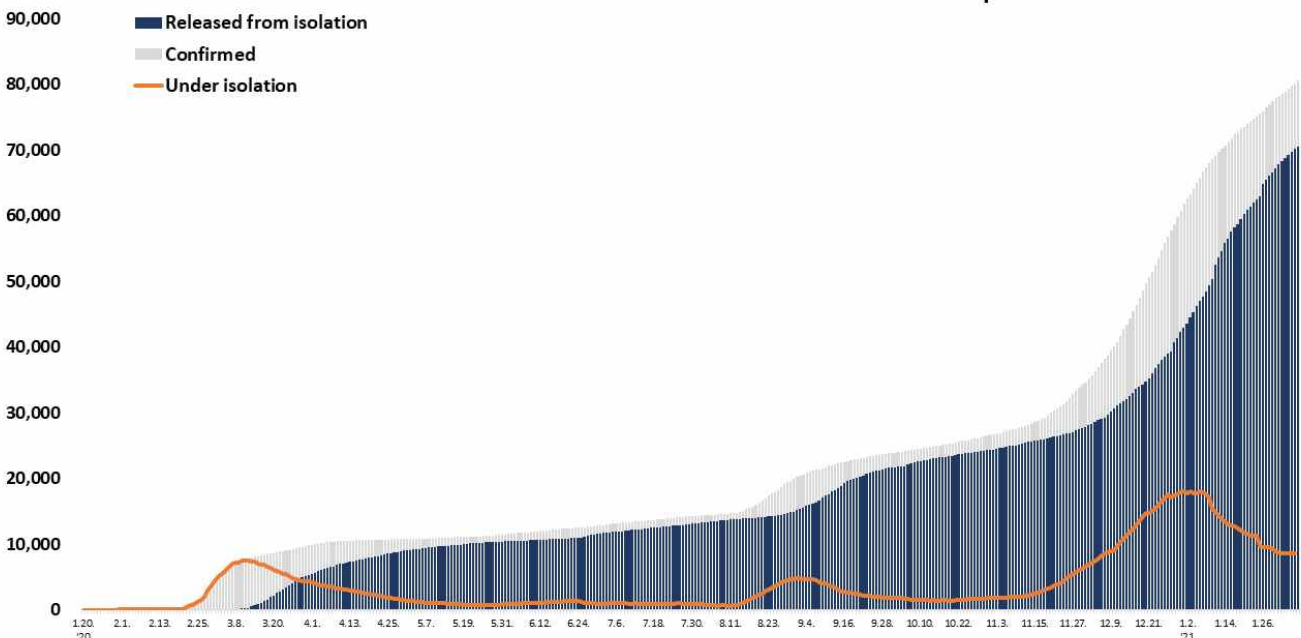
Overall case and test status as of 0:00 today (cumulative since 3 January 2020)

Period (since 3 Jan)	Total	Tested positive (PCR)				Testing in progress	Tested negative (PCR)
		Confirmed	Discharged from isolation	Under isolation	Deceased		
As of 0:00 5 February 2021 (Fri)	5,847,178	80,131	70,117	8,555	1,459	107,457	5,659,590
As of 0:00 6 February 2021 (Sat)	5,893,353	80,524	70,505	8,555	1,464	97,677	5,715,152
<b>Difference</b>	<b>+46,175</b>	<b>+393</b>	<b>+388</b>	<b>0</b>	<b>+5</b>	<b>-9,780</b>	<b>+55,562</b>

\* Based on case data reported to the KDCA  
 \*\* Testing in progress includes number of completed tests with negative results that are being recorded with delays  
 ※ Figures subject to correction based on findings from epidemiological investigations



Total confirmed cases of COVID-19 in the Republic of Korea





KDCA

Korea Disease Control and  
Prevention Agency

# Updates on COVID-19 in Republic of Korea

6 February 2021

## Regional distribution of cases as of 0:00 today (cumulative since 3 January 2020)

Region	New cases		Total cases	(% )	Incidence rate* (per 100,000)
	Local	Imported			
Seoul	142	1	25,023	(31.08)	257.08
Busan	14	0	2,876	(3.57)	84.30
Daegu	18	0	8,378	(10.40)	343.86
Incheon	24	1	3,948	(4.90)	133.55
Gwangju	12	0	1,883	(2.34)	129.27
Daejeon	8	0	1,115	(1.38)	75.64
Ulsan	2	0	943	(1.17)	82.21
Sejong	0	0	197	(0.24)	57.55
Gyeonggi	108	6	20,450	(25.40)	154.34
Gangwon	1	0	1,730	(2.15)	112.30
Chungbuk	2	0	1,616	(2.01)	101.04
Chungnam	13	0	2,100	(2.61)	98.94
Jeonbuk	1	3	1,059	(1.32)	58.27
Jeonnam	1	0	762	(0.95)	40.86
Gyeongbuk	4	3	3,064	(3.81)	115.08
Gyeongnam	10	2	2,060	(2.56)	61.29
Jeju	6	0	535	(0.66)	79.76
Border Screening	0	11	2,785	(3.46)	-
<b>Total</b>	<b>366</b>	<b>27</b>	<b>80,524</b>	<b>(100)</b>	<b>155.31</b>

\* Total (cumulative) number of cases reported since January 2020 of region / Population of region (based on resident registration data of the Ministry of the Interior as of January 2020)

\* Incidence rate based on the number of confirmed cases with the address of the reporting institution



KDCA

Korea Disease Control and  
Prevention Agency

# Updates on COVID-19 in Republic of Korea

6 February 2021

## Confirmed cases by gender and age group

		New cases (%)	Total cases (%)	Incidence rate* (per 100,000)
Total		393 (100)	80,524 (100)	155.31
Sex	Male	199 (50.64)	39,556 (49.12)	152.95
	Female	194 (49.36)	40,968 (50.88)	157.66
Age	80 or above	13 (3.31)	4,024 (5.00)	211.88
	70-79	30 (7.63)	6,168 (7.66)	171.00
	60-69	63 (16.03)	12,642 (15.70)	199.27
	50-59	77 (19.59)	15,086 (18.73)	174.06
	40-49	60 (15.27)	11,574 (14.37)	137.96
	30-39	41 (10.43)	10,284 (12.77)	145.97
	20-29	53 (13.49)	12,239 (15.20)	179.82
	0-9	25 (6.36)	3,117 (3.87)	75.13

\* Total (cumulative) number of cases reported since January 2020 by sex and age / Population by sex and age (based on resident registration data of the Ministry of the Interior as of January 2020)

※ Figures subject to correction based on findings from epidemiological investigations

## Deaths by gender and age group

		New deaths (%)	Total deaths (%)	Case fatality rate (%)
Total		5 (100)	1,464 (100)	1.82
Sex	Male	2 (40.00)	724 (49.45)	1.83
	Female	3 (60.00)	740 (50.55)	1.81
Age	80 or above	4 (80.00)	830 (56.69)	20.63
	70-79	0 (0.00)	398 (27.19)	6.45
	60-69	1 (20.00)	170 (11.61)	1.34
	50-59	0 (0.00)	48 (3.28)	0.32
	40-49	0 (0.00)	12 (0.82)	0.10
	30-39	0 (0.00)	6 (0.41)	0.06
	20-29	0 (0.00)	0 (0.00)	0.00
	0-9	0 (0.00)	0 (0.00)	0.00

\* Case fatality rate (CFR) (%) = Number of deaths / Number of confirmed cases x 100

※ Figures subject to correction based on findings from epidemiological investigations



KDCA

Korea Disease Control and  
Prevention Agency

# Updates on COVID-19 in Republic of Korea

6 February 2021

## AGE DISTRIBUTION OF SEVERE/CRITICAL CASES

	1.24.	1.25.	1.26.	1.27.	1.28.	1.29.	1.30.	1.31.	2.1.	2.2.	2.3.	2.4.	2.5.	2.6.
<b>Total</b>	282	275	270	270	251	239	231	229	225	224	220	211	200	197

	Severe/Critical	( % )
<b>Total</b>	<b>197</b>	<b>( 100.0 )</b>
80 and above	43	( 21.8 )
70-79	83	( 42.1 )
60-69	52	( 26.4 )
50-59	11	( 5.6 )
40-49	4	( 2.0 )
30-39	4	( 2.0 )
20-29	0	( 0.0 )
10-19	0	( 0.0 )
0-9	0	( 0.0 )

\* Severe/Critical: COVID-19 patients in isolation being treated with high flow oxygen therapy, mechanical ventilator, ECMO (Extracorporeal Membrane Oxygenation), CRRT (Continuous Renal Replacement Therapy)

\* ICU treatment is decided based on the need for intensive care based on factors such as clinical condition and presence of any underlying medical condition and may differ from severe and critical case classification criteria. The number of severe/critical cases may not match the number of patients in ICU.

※ Figures subject to correction based on findings from epidemiological investigations



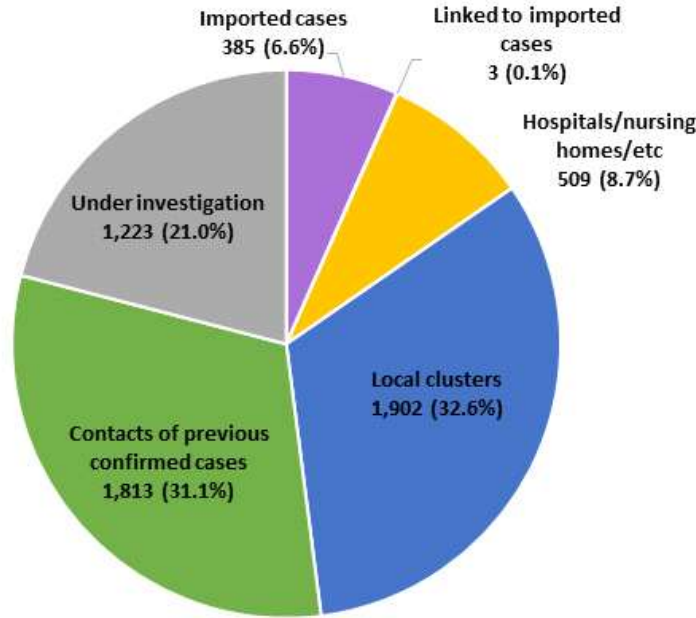
KDCA

Korea Disease Control and Prevention Agency

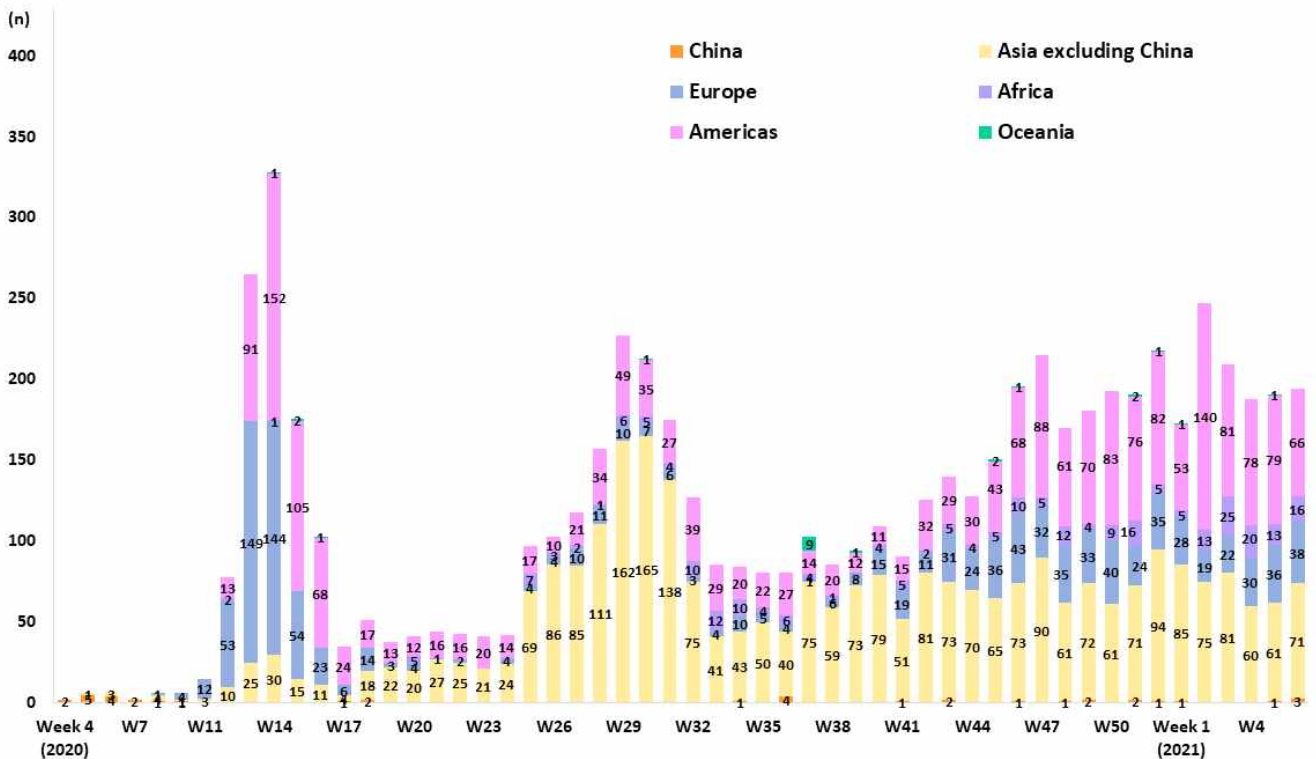
# Updates on COVID-19 in Republic of Korea

6 February 2021

## NEW CASES (LAST 2 WEEKS) BY CHAIN OF TRANSMISSION



## IMPORTED CASES





KDCA

Korea Disease Control and  
Prevention Agency

# Updates on COVID-19 in Republic of Korea

6 February 2021

## REGIONAL DISTRIBUTION AND EPIDEMIOLOGICAL LINKS OF CONFIRMED CASES

Region	Confirmed cases									Other major clusters
	Total	Imported cases	Clusters				Other*	Under investigation	New cases	
			Sub-total	Shin-cheonji cluster	Other local clusters	Imported related				
Seoul	25,023	818	9,454	8	9,358	88	8,150	6,601	143	Past large clusters: • Sarang Jeil Church (1173) • Aug 15 Seoul rallies (650) • Seoul Gangseo-gu dance lessons (329) • Nightclubs (277) • Yongjin Woori Jeil Church (221) • Richway (210) • Guro-gu call center (170) • Coupang fulfillment center (152) • Gwangju door-to-door sales (150) • Seoul Noryangjin teacher appointment exam preparation classes (112) • Newly planted churches group (119)
Busan	2,876	118	1,770	12	1,702	56	605	383	14	
Daegu	8,378	128	6,175	4,512	1,656	7	1,146	929	18	
Incheon	3,948	207	1,872	2	1,860	10	1,212	657	25	
Gwangju	1,883	110	1,483	9	1,468	6	159	131	12	
Daejeon	1,115	49	597	2	594	1	299	170	8	
Ulsan	943	83	672	16	652	4	113	75	2	
Sejong	197	25	89	1	87	1	45	38	0	
Gyeonggi	20,450	1,387	7,909	29	7,802	78	6,887	4,267	114	
Gangwon	1,730	64	982	17	964	1	446	238	1	
Chungbuk	1,616	85	860	6	847	7	424	247	2	
Chungnam	2,100	136	1,037	0	1,036	1	559	368	13	
Jeonbuk	1,059	102	728	1	726	1	131	98	4	
Jeonnam	762	65	534	1	523	10	90	73	1	
Gyeongbuk	3,064	136	2,149	565	1,583	1	468	311	7	
Gyeongnam	2,060	141	1,289	33	1,224	32	357	273	12	
Jeju	535	33	337	0	336	1	94	71	6	
Points of Entry	2,785	2,785	0	0	0	0	0	0	11	
Total	80,524 (%)	6,472 (8.0)	37,937 (47.1)	5,214 (6.5)	32,418 (40.3)	305 (0.4)	21,185 (26.3)	14,930 (18.5)	393	

\* Includes contacts of confirmed cases

※ The interim classification is based on the reporting location, which may change depending on further epidemiological investigation.