



KDCA

Korea Disease Control and  
Prevention Agency

# Updates on COVID-19 in Republic of Korea

7 February 2021

## Local transmission cases as of 0:00 today (cumulative since 3 January 2020)

	Total	City							
		Seoul	Busan	Daegu	Incheon	Gwangju	Daejeon	Ulsan	Sejong
<b>New</b>	<b>326</b>	<b>141</b>	<b>8</b>	<b>11</b>	<b>15</b>	<b>10</b>	<b>6</b>	<b>0</b>	<b>1</b>
<b>Cumulative</b>	<b>74,377<sup>1)</sup></b>	<b>24,346</b>	<b>2,766</b>	<b>8,260<sup>1)</sup></b>	<b>3,756</b>	<b>1,783</b>	<b>1,072</b>	<b>860</b>	<b>173</b>
	Total	Province							
		Gyeonggi	Gangwon	Chung-buk	Chung-nam	Jeon-buk	Jeon-nam	Gyeong-buk	Gyeong-nam
<b>New</b>	<b>109</b>	<b>5</b>	<b>1</b>	<b>8</b>	<b>0</b>	<b>4</b>	<b>1</b>	<b>4</b>	<b>2</b>
<b>Cumulative</b>	<b>19,172</b>	<b>1,671</b>	<b>1,532</b>	<b>1,972</b>	<b>957</b>	<b>701</b>	<b>2,929</b>	<b>1,923</b>	<b>504</b>

<sup>1)</sup> Change of suspected place of transmission after investigation (Feb. 6, 0:00) Daegu -1, imported +1

## Imported cases, as of 0:00 today (cumulative since 3 January 2020)

	Total	Region/Country						Where confirmed		Nationality	
		China	Asia ex-China	Europe	America	Africa	Oceania	Point of Entry	Community	Korean	Other
<b>New</b>	<b>46</b>	<b>1</b>	<b>19</b>	<b>3</b>	<b>13</b>	<b>10</b>	<b>0</b>	<b>27</b>	<b>19</b>	<b>25</b>	<b>21</b>
<b>Total</b>	<b>6,519<sup>1)</sup></b>	<b>39</b> <b>(0.6%)</b>	<b>2,930<sup>1)</sup></b> <b>(44.9%)</b>	<b>1,121</b> <b>(17.2%)</b>	<b>2,135</b> <b>(32.7%)</b>	<b>271</b> <b>(4.2%)</b>	<b>23</b> <b>(0.4%)</b>	<b>2,812</b> <b>(43.1%)</b>	<b>3,707<sup>1)</sup></b> <b>(56.9%)</b>	<b>3,567<sup>1)</sup></b> <b>(54.7%)</b>	<b>2,952</b> <b>(45.3%)</b>

\* China: 1,

Asia excluding China: Philippines 1, Kyrgyzstan 2, India 2, Myanmar 2, Russia 4, Indonesia 4, Uzbekistan 2, Japan 1, Pakistan 1,

Europe: Poland 1, Hungary 1, Austria 1,

America: US 10, Mexico 2, Panama 1,

Africa: Ghana 9, Kenya 1

<sup>1)</sup> Change of suspected place of transmission after investigation (Feb. 6, 0:00) Daegu -1, imported +1

## Case status, as of 0:00 today (cumulative since 3 January 2020)

	Discharged from isolation	Under isolation	Severe/critical cases	Deceased
<b>As of 0:00 6 February 2021 (Sat)</b>	<b>70,505</b>	<b>8,555</b>	<b>197</b>	<b>1,464</b>
<b>As of 0:00 7 February 2021 (Sun)</b>	<b>70,865</b>	<b>8,560</b>	<b>190</b>	<b>1,471</b>
<b>Difference</b>	<b>(+)360</b>	<b>(+)5</b>	<b>(-)7</b>	<b>(+)7</b>

\* Based on case data reported to the KDCA

\*\* Severe/Critical: COVID-19 patients in isolation being treated with high flow oxygen therapy, mechanical ventilator, ECMO (Extracorporeal Membrane Oxygenation), CRRT (Continuous Renal Replacement Therapy)

※ Figures subject to correction based on findings from epidemiological investigations



KDCA

Korea Disease Control and  
Prevention Agency

# Updates on COVID-19 in Republic of Korea

7 February 2021

## Recent major local clusters as of 12:00 today

Location	Cluster	New cases	Total cases
Seoul Seodaemun-gu	Training Facility	15	16
Seoul Dobong-gu	Church	10	11
Seoul Gwangjin-gu	Restaurant	13	69
Gyeonggi Ansan-si	Interior company	16	30
Gyeonggi Pyeongtaek-si	Manufacturing business	4	53
Metropolitan area	Wholesale	11	34
Daejeon Jung-gu	Community center	10	11
Chungnam Cheongyang-gun	Village head	7	8
Chungbuk Eumseong-gun	Livestock products company	2	19
Gwangju Seo-gu	Church 2	6	7
Gwangju Buk-gu	Church 2 / International school run by IM Mission Group	4	217
Gwangju Buk-gu	Adult game land 1	4	31
Daegu Buk-gu	Family	7	8
Gyeongbuk Gyeongsan-si	Workplace 2	4	5
Busan Suyeong-gu	Nursing facility	6	7
Busan Haeundae-gu	Nursing facility	4	5
Busan Jung-gu	Rehabilitation hospital	5	23
Jeju Jeju-si	Family 3	1	9

\* The specific figures may differ from the daily reported statistics or figures disclosed by local municipalities due to factors such as report timing and differences in the time period considered



KDCA

Korea Disease Control and Prevention Agency

# Updates on COVID-19 in Republic of Korea

7 February 2021

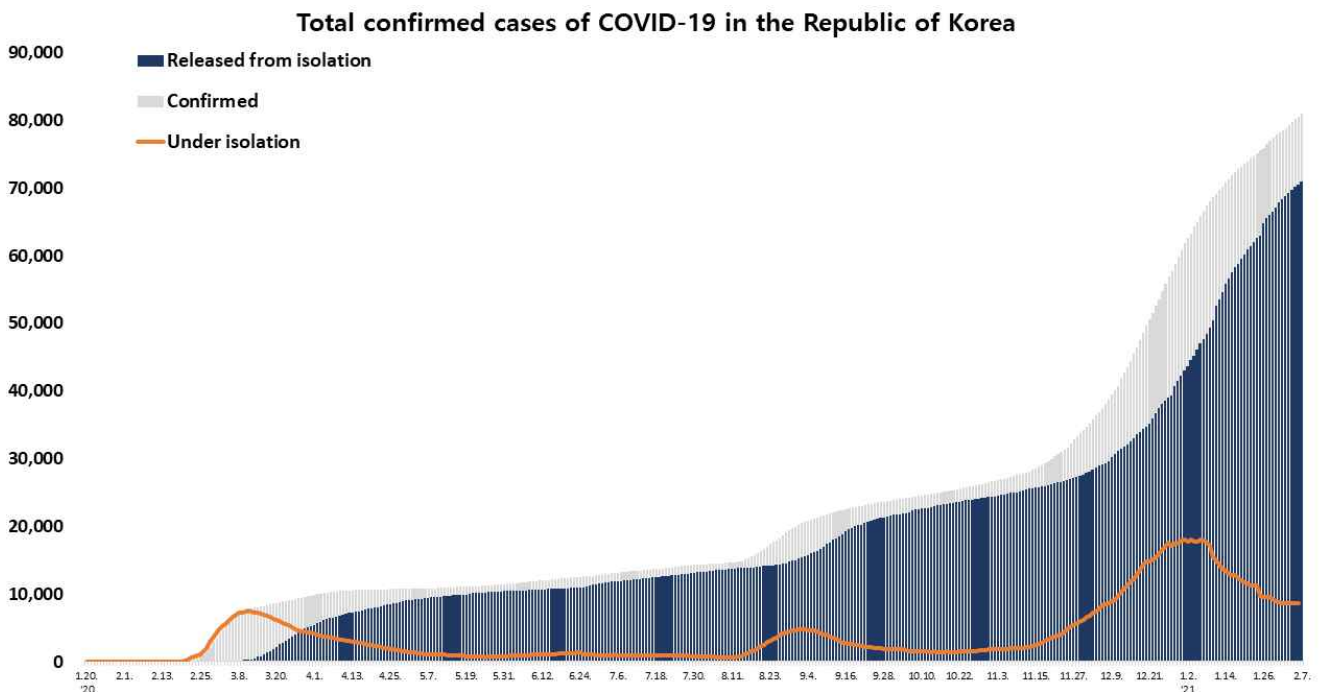
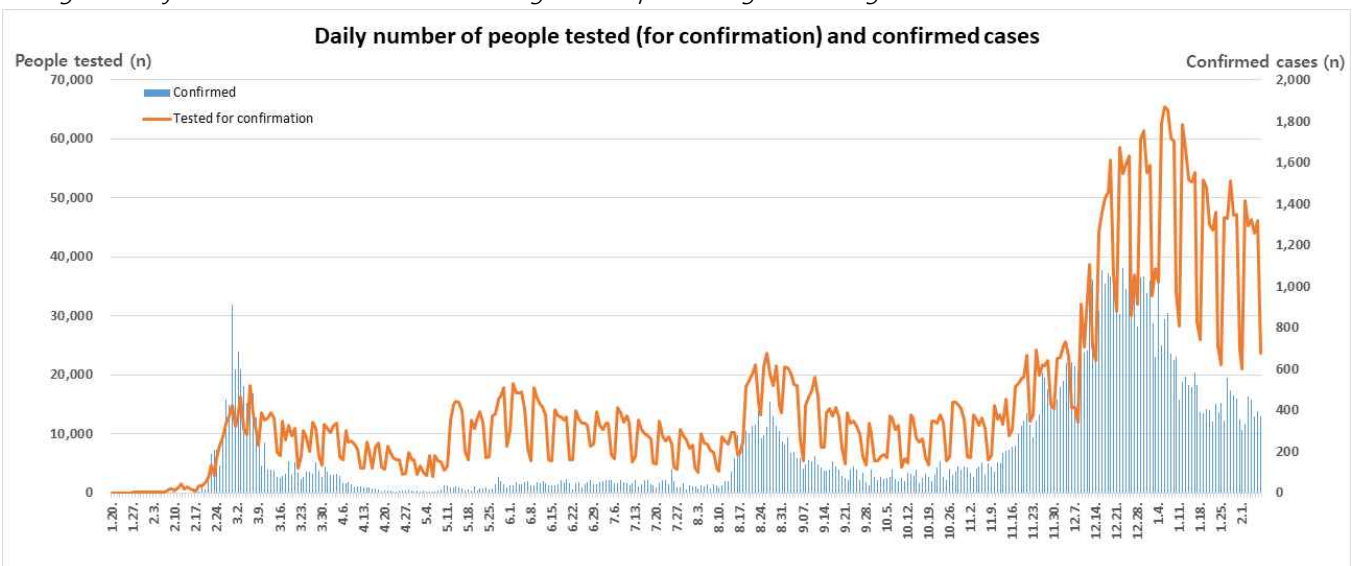
Overall case and test status as of 0:00 today (cumulative since 3 January 2020)

Period (since 3 Jan)	Total	Tested positive (PCR)				Testing in progress	Tested negative (PCR)
		Confirmed	Discharged from isolation	Under isolation	Deceased		
As of 0:00 6 February 2021 (Sat)	5,893,353	80,524	70,505	8,555	1,464	97,677	5,715,152
As of 0:00 7 February 2021 (Sun)	5,916,975	80,896	70,865	8,560	1,471	90,751	5,745,328
<b>Difference</b>	<b>+23,622</b>	<b>+372</b>	<b>+360</b>	<b>+5</b>	<b>+7</b>	<b>-6,926</b>	<b>+30,176</b>

\* Based on case data reported to the KDCA

\*\* Testing in progress includes number of completed tests with negative results that are being recorded with delays

※ Figures subject to correction based on findings from epidemiological investigations





KDCA

Korea Disease Control and  
Prevention Agency

# Updates on COVID-19 in Republic of Korea

7 February 2021

## Regional distribution of cases as of 0:00 today (cumulative since 3 January 2020)

Region	New cases		Total cases	(% )	Incidence rate* (per 100,000)
	Local	Imported			
Seoul	141	3	25,167	(31.11)	258.56
Busan	8	1	2,885	(3.57)	84.56
Daegu	11	1	8,390	(10.37)	344.35
Incheon	15	2	3,965	(4.90)	134.13
Gwangju	10	0	1,893	(2.34)	129.95
Daejeon	6	0	1,121	(1.39)	76.04
Ulsan	0	1	944	(1.17)	82.30
Sejong	1	0	198	(0.24)	57.84
Gyeonggi	109	4	20,563	(25.42)	155.19
Gangwon	5	1	1,736	(2.15)	112.69
Chungbuk	1	0	1,617	(2.00)	101.10
Chungnam	8	6	2,114	(2.61)	99.60
Jeonbuk	0	0	1,059	(1.31)	58.27
Jeonnam	4	0	766	(0.95)	41.08
Gyeongbuk	1	0	3,065	(3.79)	115.12
Gyeongnam	4	0	2,064	(2.55)	61.40
Jeju	2	0	537	(0.66)	80.06
Border Screening	0	27	2,812	(3.48)	-
<b>Total</b>	<b>326</b>	<b>46</b>	<b>80,896</b>	<b>(100)</b>	<b>156.03</b>

\* Total (cumulative) number of cases reported since January 2020 of region / Population of region (based on resident registration data of the Ministry of the Interior as of January 2020)

\* Incidence rate based on the number of confirmed cases with the address of the reporting institution



KDCA

Korea Disease Control and  
Prevention Agency

# Updates on COVID-19 in Republic of Korea

7 February 2021

## Confirmed cases by gender and age group

		New cases (%)	Total cases (%)	Incidence rate* (per 100,000)
Total		372 (100)	80,896 (100)	156.03
Sex	Male	215 (57.80)	39,772 (49.16)	153.78
	Female	157 (42.20)	41,124 (50.84)	158.26
Age	80 or above	11 (2.96)	4,035 (4.99)	212.45
	70-79	26 (6.99)	6,194 (7.66)	171.72
	60-69	66 (17.74)	12,708 (15.71)	200.31
	50-59	79 (21.24)	15,165 (18.75)	174.97
	40-49	44 (11.83)	11,618 (14.36)	138.49
	30-39	47 (12.63)	10,331 (12.77)	146.64
	20-29	51 (13.71)	12,290 (15.19)	180.57
	10-19	27 (7.26)	5,417 (6.70)	109.65
	0-9	21 (5.65)	3,138 (3.88)	75.64

\* Total (cumulative) number of cases reported since January 2020 by sex and age / Population by sex and age (based on resident registration data of the Ministry of the Interior as of January 2020)

※ Figures subject to correction based on findings from epidemiological investigations

## Deaths by gender and age group

		New deaths (%)	Total deaths (%)	Case fatality rate (%)
Total		7 (100)	1,471 (100)	1.82
Sex	Male	6 (85.71)	730 (49.63)	1.84
	Female	1 (14.29)	741 (50.37)	1.80
Age	80 or above	6 (85.71)	836 (56.83)	20.72
	70-79	1 (14.29)	399 (27.12)	6.44
	60-69	0 (0.00)	170 (11.56)	1.34
	50-59	0 (0.00)	48 (3.26)	0.32
	40-49	0 (0.00)	12 (0.82)	0.10
	30-39	0 (0.00)	6 (0.41)	0.06
	20-29	0 (0.00)	0 (0.00)	0.00
	10-19	0 (0.00)	0 (0.00)	0.00
	0-9	0 (0.00)	0 (0.00)	0.00

\* Case fatality rate (CFR) (%) = Number of deaths / Number of confirmed cases x 100

※ Figures subject to correction based on findings from epidemiological investigations



KDCA

Korea Disease Control and  
Prevention Agency

# Updates on COVID-19 in Republic of Korea

7 February 2021

## AGE DISTRIBUTION OF SEVERE/CRITICAL CASES

	1.25.	1.26.	1.27.	1.28.	1.29.	1.30.	1.31.	2.1.	2.2.	2.3.	2.4.	2.5.	2.6.	2.7.
<b>Total</b>	275	270	270	251	239	231	229	225	224	220	211	200	197	190

	Severe/Critical	( % )
<b>Total</b>	<b>190</b>	<b>( 100.0 )</b>
80 and above	43	( 21.8 )
70-79	83	( 42.1 )
60-69	52	( 26.4 )
50-59	11	( 5.6 )
40-49	4	( 2.0 )
30-39	4	( 2.0 )
20-29	0	( 0.0 )
10-19	0	( 0.0 )
0-9	0	( 0.0 )

\* Severe/Critical: COVID-19 patients in isolation being treated with high flow oxygen therapy, mechanical ventilator, ECMO (Extracorporeal Membrane Oxygenation), CRRT (Continuous Renal Replacement Therapy)

\* ICU treatment is decided based on the need for intensive care based on factors such as clinical condition and presence of any underlying medical condition and may differ from severe and critical case classification criteria. The number of severe/critical cases may not match the number of patients in ICU.

※ Figures subject to correction based on findings from epidemiological investigations



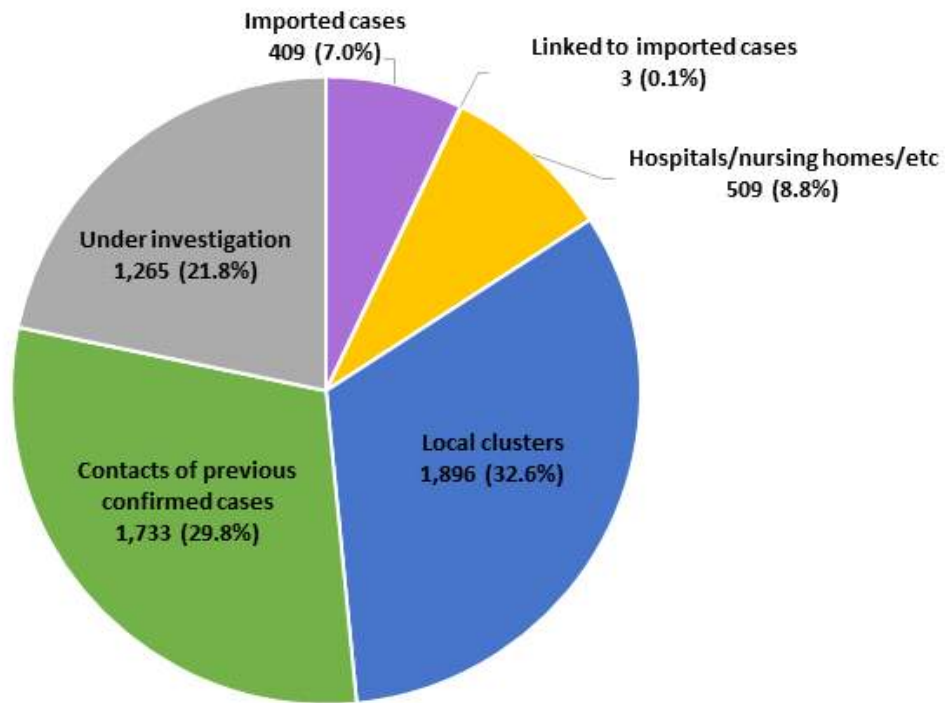
KDCA

Korea Disease Control and Prevention Agency

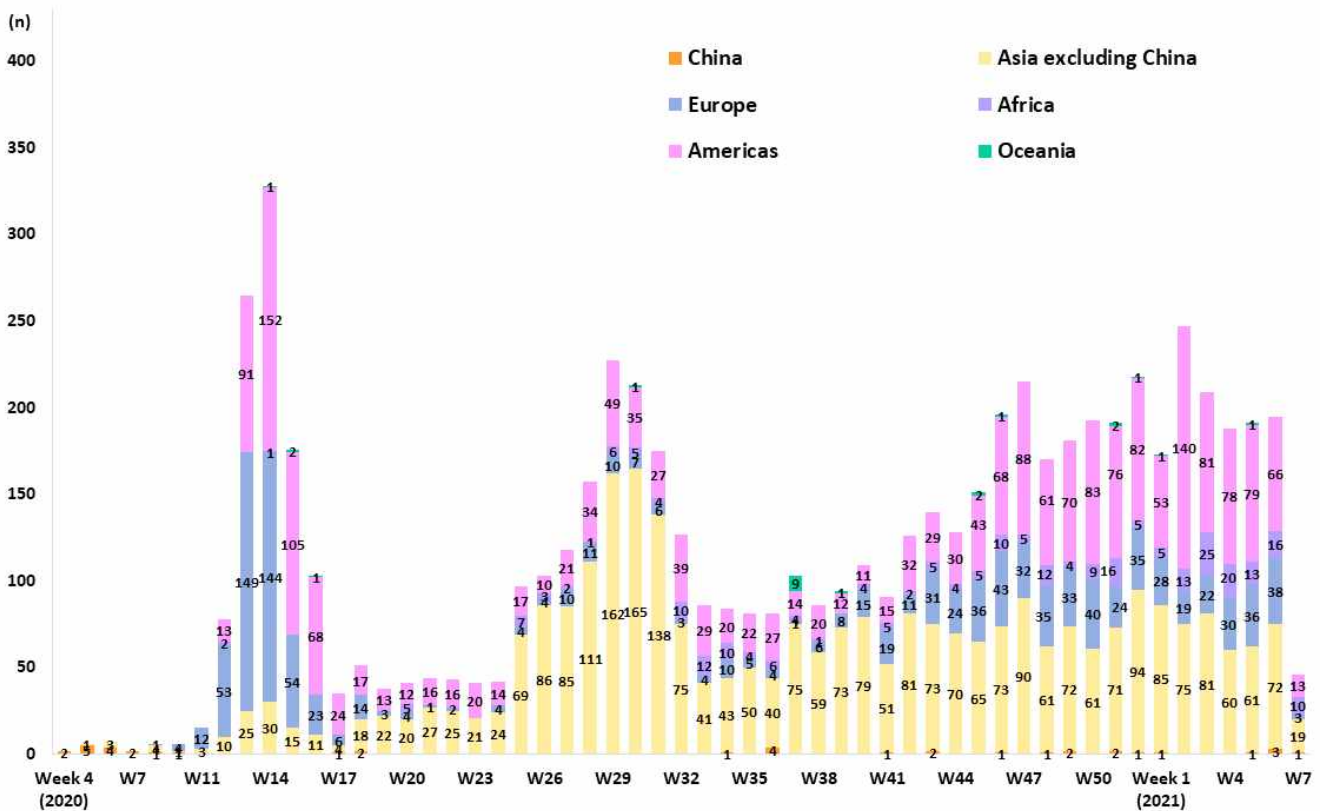
# Updates on COVID-19 in Republic of Korea

7 February 2021

## NEW CASES (LAST 2 WEEKS) BY CHAIN OF TRANSMISSION



## IMPORTED CASES





KDCA

Korea Disease Control and Prevention Agency

# Updates on COVID-19 in Republic of Korea

7 February 2021

## REGIONAL DISTRIBUTION AND EPIDEMIOLOGICAL LINKS OF CONFIRMED CASES

Region	Confirmed cases									Other major clusters
	Total	Imported cases	Clusters				Other*	Under investigation	New cases	
			Sub-total	Shin-cheonji cluster	Other local clusters	Imported related				
Seoul	25,167	821	9,493	8	9,397	88	8,194	6,659	144	Past large clusters: • Sarang Jeil Church (1173) • Aug 15 Seoul rallies (650) • Seoul Gangseo-gu dance lessons (329) • Nightclubs (277) • Yongjin Woori Jeil Church (221) • Richway (210) • Guro-gu call center (170) • Coupang fulfillment center (152) • Gwangju door-to-door sales (150) • Seoul Noryangjin teacher appointment exam preparation classes (112) • Newly planted churches group (119)
Busan	2,885	119	1,784	12	1,716	56	596	386	9	
Daegu	8,390	130	6,181	4,512	1,662	7	1,148	931	12	
Incheon	3,965	209	1,877	2	1,865	10	1,218	661	17	
Gwangju	1,893	110	1,494	9	1,479	6	159	130	10	
Daejeon	1,121	49	602	2	599	1	303	167	6	
Ulsan	944	84	672	16	652	4	113	75	1	
Sejong	198	25	89	1	87	1	45	39	1	
Gyeonggi	20,563	1,391	7,945	29	7,838	78	6,913	4,314	113	
Gangwon	1,736	65	982	17	964	1	450	239	6	
Chungbuk	1,617	85	862	6	849	7	424	246	1	
Chungnam	2,114	142	1,044	0	1,043	1	559	369	14	
Jeonbuk	1,059	102	728	1	726	1	131	98	0	
Jeonnam	766	65	534	1	523	10	90	77	4	
Gyeongbuk	3,065	136	2,150	565	1,584	1	467	312	1	
Gyeongnam	2,064	141	1,293	33	1,228	32	357	273	4	
Jeju	537	33	343	0	342	1	90	71	2	
Points of Entry	2,812	2,812	0	0	0	0	0	0	27	
Total	80,896 (%)	6,519 (8.1)	38,073 (47.1)	5,214 (6.4)	32,554 (40.2)	305 (0.4)	21,257 (26.3)	15,047 (18.6)	372	

\* Includes contacts of confirmed cases

※ The interim classification is based on the reporting location, which may change depending on further epidemiological investigation.